

OPEN -- Overall Stage Results
NGPSA Champs Premier 2010

Printed November 28, 2010 at 18:47



Stage 1 -- Standards

	STAGE POINTS	STAGE PERCENT	COMPETITOR # Name
1	100.0000	100.00	50 MONTGOMERY, Hubert
2	95.0000	95.00	93 Belletti, Carlo
3	94.0000	94.00	22 Canosa, Bruno
4	93.0000	93.00	32 Vaughan, Jim
5	90.0000	90.00	71 Dadamia, Goolam
6	87.0000	87.00	66 van der Merwe, Kenny
7	84.0000	84.00	80 Venmore, James
8	83.0000	83.00	16 Herridge, Ivan
9	83.0000	83.00	72 Solomon, Ras
10	82.0000	82.00	64 Combrink, Lood
11	80.0000	80.00	91 Dirsuweit, Wolf
12	79.0000	79.00	19 Dye, Des
13	78.0000	78.00	92 Jacobs, Adnaan
14	76.0000	76.00	97 Van Niekerk, Koos
15	75.0000	75.00	39 Pearson, Les
16	74.0000	74.00	34 Tischmann, Heinz
17	70.0000	70.00	78 Cachia, Grant
18	69.0000	69.00	51 Montgomery, Hanlie
19	56.0000	56.00	33 Kreuiter, Andre
20	55.0000	55.00	99 Keaney, Janis
21	54.0000	54.00	15 Le Roux, John
22	54.0000	54.00	63 Combrink, Johan
23	44.0000	44.00	40 Kirsten, Gerrie
24	42.0000	42.00	94 Kwan, Sean

STANDARD -- Overall Stage Results

NGPSA Champs Premier 2010

Printed November 28, 2010 at 18:47



Stage 1 -- Standards

	STAGE POINTS	STAGE PERCENT	COMPETITOR # Name
1	93.0000	100.00	5 Lubbe, Phil
2	93.0000	100.00	74 Engelbrecht, Jean
3	90.0000	96.77	76 van Straaten, Andre
4	89.0000	95.70	89 O'Donovan, Sean
5	88.0000	94.62	100 Keaney, Paul
6	88.0000	94.62	31 Shawe, Karen
7	88.0000	94.62	10 Buchler, Gary
8	87.0000	93.55	86 Stockbridge, Guy
9	86.0000	92.47	25 Hubert, Montgomery
10	86.0000	92.47	52 da Silva, Craig
11	84.0000	90.32	88 O'Donovan, Sebella
12	83.0000	89.25	46 Loubser, Kobus
13	82.0000	88.17	20 Kruger, Hein
14	80.0000	86.02	14 Bokkelkamp, Donald
15	78.0000	83.87	36 Germishuizen, Michael
16	78.0000	83.87	57 PRINSLOO, Joggie
17	78.0000	83.87	26 van Loggerenberg, Grant
18	77.0000	82.80	53 van Herk, Albert
19	76.0000	81.72	4 Jansen Van Vuuren, Abraham
20	76.0000	81.72	95 Patzen, Heinrich
21	75.0000	80.65	75 Wheeler, Johan
22	74.0000	79.57	65 Botha, Johan
23	74.0000	79.57	24 Pillay, Pradesh
24	74.0000	79.57	60 Viljoen, Johan
25	72.0000	77.42	6 Smith, Malcolm
26	69.0000	74.19	23 Kemp, Johan
27	68.0000	73.12	9 Labuschagne, Deon
28	67.0000	72.04	44 Labuschagne, Freddie
29	67.0000	72.04	59 van Wyk-STD, Francois
30	67.0000	72.04	38 Hong, Gerald
31	67.0000	72.04	45 Karamitos, Demis
32	66.0000	70.97	58 Prinsloo STD, Gys
33	63.0000	67.74	11 Larkins, Henri
34	62.0000	66.67	81 du Plooy, Eurika
35	60.0000	64.52	67 Karen, Shawe
36	60.0000	64.52	27 Massella, Claudio
37	57.0000	61.29	54 Hadjiphanis, Johnny
38	56.0000	60.22	42 Van Huyssteen, James
39	56.0000	60.22	47 Ki, Terrence
40	56.0000	60.22	12 Mills, Rodney
41	56.0000	60.22	2 Moulder, Hennie
42	53.0000	56.99	70 KLOPPER, Willem

STANDARD -- Overall Stage Results

NGPSA Champs Premier 2010

Printed November 28, 2010 at 18:47



Stage 1 -- Standards

	STAGE POINTS	STAGE PERCENT	COMPETITOR # Name
43	53.0000	56.99	29 du Toit, Cecilia
44	52.0000	55.91	68 Du Preez, Anton
45	50.0000	53.76	90 van Rooyen, Hennie
46	43.0000	46.24	69 Eckard, Anton
47	38.0000	40.86	3 Moulder, Adriaan
48	35.0000	37.63	13 Mills, Shane
49	29.0000	31.18	30 Kleynhans, Jan
50	29.0000	31.18	56 Oosthuizen, Jan Carel
51	0.0000	0.00	61 Omarjee, Mohammed

PRODUCTION -- Overall Stage Results

NGPSA Champs Premier 2010

Printed November 28, 2010 at 18:47




Stage 1 -- Standards

	STAGE POINTS	STAGE PERCENT	COMPETITOR # Name
1	96.0000	100.00	73 Wessels, Albert
2	94.0000	97.92	8 Christie, MH
3	86.0000	89.58	48 Egleton, Billy
4	83.0000	86.46	49 Rosslee, Adrian
5	82.0000	85.42	82 van Wyk, Charles
6	80.0000	83.33	7 Smith - Prod, Malcolm
7	80.0000	83.33	101 van Wyk, Piet
8	78.0000	81.25	17 Prinsloo, Gys
9	68.0000	70.83	28 du Toit, Danie
10	66.0000	68.75	1 Rowland, Laurence
11	65.0000	67.71	55 du Bruyn, Dion
12	58.0000	60.42	62 Eulitz, Eugen
13	57.0000	59.38	37 van Zyl, Christo
14	54.0000	56.25	41 Myburgh, Leon
15	51.0000	53.13	85 Stockbridge, Roger
16	48.0000	50.00	43 van Huyssteen, Danie
17	48.0000	50.00	102 JONKER, Henri
18	47.0000	48.96	18 Van Wyk, Francois
19	44.0000	45.83	79 Raath, Louis
20	42.0000	43.75	98 DE SOUZA, Colin
21	40.0000	41.67	35 Lodewyks, Glenn
22	39.0000	40.63	96 SCOTT, Fred
23	38.0000	39.58	21 Marnewick, Johan
24	36.0000	37.50	77 Pretorius, J.(Dok)
25	24.0000	25.00	84 van Antwerpen, Marne

OPEN -- Overall Stage Results
NGPSA Champs Premier 2010

Printed November 28, 2010 at 18:47



Stage 2 -- Ocean Basket

	PTS	TIME	HIT FACTOR	STAGE POINTS	STAGE PERCENT	COMPETITOR # Name
1	116	13.34	8.6957	125.0000	100.00	50 MONTGOMERY, Hubert
2	119	15.99	7.4422	106.9809	85.58	66 van der Merwe, Kenny
3	112	15.41	7.2680	104.4776	83.58	92 Jacobs, Adnaan
4	114	15.91	7.1653	103.0013	82.40	64 Combrink, Lood
5	114	16.48	6.9175	99.4387	79.55	71 Dadamia, Goolam
6	103	15.36	6.7057	96.3949	77.12	93 Belletti, Carlo
7	112	17.44	6.4220	92.3165	73.85	78 Cachia, Grant
8	118	18.70	6.3102	90.7086	72.57	32 Vaughan, Jim
9	110	17.76	6.1937	89.0343	71.23	80 Venmore, James
10	115	18.97	6.0622	87.1442	69.72	19 Dye, Des
11	120	20.00	6.0000	86.2500	69.00	51 Montgomery, Hanlie
12	108	19.77	5.4628	78.5281	62.82	22 Canosa, Bruno
13	112	20.77	5.3924	77.5157	62.01	63 Combrink, Johan
14	120	22.53	5.3262	76.5646	61.25	33 Kreuiter, Andre
15	117	22.63	5.1701	74.3206	59.46	16 Herridge, Ivan
16	113	23.33	4.8435	69.6260	55.70	99 Keaney, Janis
17	114	23.66	4.8183	69.2625	55.41	34 Tischmann, Heinz
18	113	23.77	4.7539	68.3372	54.67	91 Dirsuweit, Wolf
19	115	24.42	4.7093	67.6955	54.16	97 Van Niekerk, Koos
20	117	28.40	4.1197	59.2209	47.38	72 Solomon, Ras
21	120	30.03	3.9960	57.4426	45.95	40 Kirsten, Gerrie
22	92	24.15	3.8095	54.7619	43.81	15 Le Roux, John
23	112	31.10	3.6013	51.7685	41.41	39 Pearson, Les
24	0	18.31	0.0000	0.0000	0.00	94 Kwan, Sean

STANDARD -- Overall Stage Results

NGPSA Champs Premier 2010

Printed November 28, 2010 at 18:47



Stage 2 -- Ocean Basket

	PTS	TIME	HIT FACTOR	STAGE POINTS	STAGE PERCENT	COMPETITOR # Name
1	113	14.61	7.7344	125.0000	100.00	95 Patzen, Heinrich
2	102	13.98	7.2961	117.9166	94.33	86 Stockbridge, Guy
3	114	17.16	6.6434	107.3666	85.89	75 Wheeler, Johan
4	116	18.49	6.2737	101.3918	81.11	74 Engelbrecht, Jean
5	117	19.03	6.1482	99.3640	79.49	4 Jansen Van Vuuren, Abraham
6	121	20.00	6.0500	97.7771	78.22	10 Buchler, Gary
7	117	19.37	6.0403	97.6198	78.10	5 Lubbe, Phil
8	115	19.43	5.9187	95.6548	76.52	58 Prinsloo STD, Gys
9	120	20.49	5.8565	94.6501	75.72	25 Hubert, Montgomery
10	116	19.82	5.8527	94.5880	75.67	26 van Loggerenberg, Grant
11	108	18.46	5.8505	94.5527	75.64	100 Keaney, Paul
12	120	20.86	5.7526	92.9713	74.38	46 Loubser, Kobus
13	116	20.95	5.5370	89.4861	71.59	20 Kruger, Hein
14	118	21.32	5.5347	89.4492	71.56	57 PRINSLOO, Joggie
15	115	20.85	5.5156	89.1402	71.31	59 van Wyk-STD, Francois
16	103	19.37	5.3175	85.9388	68.75	65 Botha, Johan
17	115	21.85	5.2632	85.0606	68.05	27 Massella, Claudio
18	117	22.66	5.1633	83.4464	66.76	29 du Toit, Cecilia
19	95	18.61	5.1048	82.5010	66.00	2 Moulder, Hennie
20	105	20.58	5.1020	82.4567	65.97	52 da Silva, Craig
21	116	22.81	5.0855	82.1891	65.75	88 O'Donovan, Sebella
22	114	22.45	5.0780	82.0673	65.65	89 O'Donovan, Sean
23	105	21.02	4.9952	80.7306	64.58	6 Smith, Malcolm
24	105	21.37	4.9134	79.4084	63.53	81 du Plooy, Eurika
25	102	20.98	4.8618	78.5736	62.86	36 Germishuizen, Michael
26	122	26.17	4.6618	75.3421	60.27	53 van Herk, Albert
27	116	24.96	4.6474	75.1096	60.09	67 Karen, Shawe
28	106	23.27	4.5552	73.6192	58.90	24 Pillay, Pradesh
29	107	23.74	4.5072	72.8425	58.27	60 Viljoen, Johan
30	110	24.61	4.4697	72.2375	57.79	14 Bokkelkamp, Donald
31	103	23.73	4.3405	70.1490	56.12	31 Shawe, Karen
32	101	23.55	4.2887	69.3126	55.45	90 van Rooyen, Hennie
33	111	26.12	4.2496	68.6802	54.94	68 Du Preez, Anton
34	82	19.37	4.2334	68.4173	54.73	44 Labuschagne, Freddie
35	89	21.28	4.1823	67.5928	54.07	45 Karamitos, Demis
36	93	22.41	4.1499	67.0692	53.66	38 Hong, Gerald
37	114	28.42	4.0113	64.8280	51.86	47 Ki, Terrence
38	86	22.89	3.7571	60.7204	48.58	76 van Straaten, Andre
39	99	26.48	3.7387	60.4225	48.34	42 Van Huyssteen, James
40	123	37.05	3.3198	53.6536	42.92	9 Labuschagne, Deon
41	115	35.08	3.2782	52.9810	42.38	70 KLOPPER, Willem
42	97	30.44	3.1866	51.5002	41.20	11 Larkins, Henri

STANDARD -- Overall Stage Results

NGPSA Champs Premier 2010

Printed November 28, 2010 at 18:47



Stage 2 -- Ocean Basket

	PTS	TIME	HIT FACTOR	STAGE POINTS	STAGE PERCENT	COMPETITOR # Name
43	92	29.01	3.1713	51.2533	41.00	13 Mills, Shane
44	83	27.48	3.0204	48.8139	39.05	69 Eckard, Anton
45	102	41.65	2.4490	39.5792	31.66	12 Mills, Rodney
46	96	44.75	2.1453	34.6705	27.74	3 Moulder, Adriaan
47	102	49.42	2.0639	33.3564	26.69	23 Kemp, Johan
48	92	47.47	1.9381	31.3221	25.06	56 Oosthuizen, Jan Carel
49	74	39.82	1.8584	30.0339	24.03	30 Kleynhans, Jan
50	13	24.68	0.5267	8.5129	6.81	54 Hadjiphanis, Johnny
51	0	0.00	0.0000	0.0000	0.00	61 Omarjee, Mohammed

PRODUCTION -- Overall Stage Results

NGPSA Champs Premier 2010

Printed November 28, 2010 at 18:47



Stage 2 -- Ocean Basket

	PTS	TIME	HIT FACTOR	STAGE POINTS	STAGE PERCENT	COMPETITOR # Name
1	111	18.33	6.0556	125.0000	100.00	55 du Bruyn, Dion
2	109	18.71	5.8258	120.2547	96.20	73 Wessels, Albert
3	115	20.78	5.5342	114.2357	91.39	48 Egleton, Billy
4	101	18.68	5.4069	111.6077	89.29	7 Smith - Prod, Malcolm
5	117	22.00	5.3182	109.7773	87.82	101 van Wyk, Piet
6	117	22.06	5.3037	109.4788	87.58	49 Rosslee, Adrian
7	107	20.22	5.2918	109.2326	87.39	79 Raath, Louis
8	109	21.16	5.1512	106.3311	85.06	17 Prinsloo, Gys
9	109	21.45	5.0816	104.8935	83.91	98 DE SOUZA, Colin
10	111	21.89	5.0708	104.6711	83.74	35 Lodewyks, Glenn
11	94	19.68	4.7764	98.5944	78.88	28 du Toit, Danie
12	92	19.34	4.7570	98.1931	78.55	8 Christie, MH
13	94	21.33	4.4069	90.9676	72.77	85 Stockbridge, Roger
14	115	27.19	4.2295	87.3048	69.84	77 Pretorius, J.(Dok)
15	107	26.73	4.0030	82.6294	66.10	82 van Wyk, Charles
16	96	24.17	3.9719	81.9868	65.59	18 Van Wyk, Francois
17	123	32.07	3.8354	79.1691	63.34	41 Myburgh, Leon
18	109	28.44	3.8326	79.1127	63.29	62 Eulitz, Eugen
19	96	25.27	3.7990	78.4180	62.73	37 van Zyl, Christo
20	100	27.16	3.6819	76.0011	60.80	96 SCOTT, Fred
21	86	23.93	3.5938	74.1832	59.35	43 van Huyssteen, Danie
22	98	27.76	3.5303	72.8712	58.30	21 Marnewick, Johan
23	121	40.32	3.0010	61.9462	49.56	1 Rowland, Laurence
24	94	32.80	2.8659	59.1566	47.33	84 van Antwerpen, Marne
25	0	22.56	0.0000	0.0000	0.00	102 JONKER, Henri

OPEN -- Overall Stage Results
NGPSA Champs Premier 2010
 Printed November 28, 2010 at 18:47



Stage 3 -- Mini Targets

	PTS	TIME	HIT FACTOR	STAGE POINTS	STAGE PERCENT	COMPETITOR # Name
1	73	8.87	8.2300	85.0000	100.00	71 Dadamia, Goolam
2	81	9.90	8.1818	84.5025	99.41	66 van der Merwe, Kenny
3	79	9.68	8.1612	84.2891	99.16	50 MONTGOMERY, Hubert
4	77	10.24	7.5195	77.6623	91.37	22 Canosa, Bruno
5	74	9.85	7.5127	77.5917	91.28	32 Vaughan, Jim
6	79	10.91	7.2411	74.7863	87.98	64 Combrink, Lood
7	78	10.82	7.2089	74.4538	87.59	92 Jacobs, Adnaan
8	67	10.10	6.6337	68.5130	80.60	93 Belletti, Carlo
9	80	12.56	6.3694	65.7840	77.39	80 Venmore, James
10	79	12.87	6.1383	63.3969	74.58	51 Montgomery, Hanlie
11	58	9.86	5.8824	60.7534	71.47	78 Cachia, Grant
12	65	11.54	5.6326	58.1738	68.44	94 Kwan, Sean
13	71	13.46	5.2749	54.4795	64.09	63 Combrink, Johan
14	79	15.24	5.1837	53.5380	62.99	91 Dirsuweit, Wolf
15	73	14.24	5.1264	52.9459	62.29	16 Herridge, Ivan
16	75	15.10	4.9669	51.2984	60.35	97 Van Niekerk, Koos
17	56	12.65	4.4269	45.7212	53.79	19 Dye, Des
18	77	17.45	4.4126	45.5738	53.62	34 Tischmann, Heinz
19	76	17.91	4.2434	43.8266	51.56	40 Kirsten, Gerrie
20	78	19.45	4.0103	41.4185	48.73	39 Pearson, Les
21	55	14.43	3.8115	39.3655	46.31	33 Kreuiter, Andre
22	49	12.91	3.7955	39.2003	46.12	15 Le Roux, John
23	51	31.00	1.6452	16.9914	19.99	72 Solomon, Ras
24	0	11.27	0.0000	0.0000	0.00	99 Keaney, Janis

STANDARD -- Overall Stage Results

NGPSA Champs Premier 2010

Printed November 28, 2010 at 18:47



Stage 3 -- Mini Targets

	PTS	TIME	HIT FACTOR	STAGE POINTS	STAGE PERCENT	COMPETITOR # Name
1	80	9.97	8.0241	85.0000	100.00	95 Patzen, Heinrich
2	81	10.91	7.4244	78.6474	92.53	75 Wheeler, Johan
3	82	11.46	7.1553	75.7972	89.17	74 Engelbrecht, Jean
4	80	11.35	7.0485	74.6652	87.84	4 Jansen Van Vuuren, Abraham
5	62	8.88	6.9820	73.9610	87.01	86 Stockbridge, Guy
6	80	11.67	6.8552	72.6178	85.43	10 Buchler, Gary
7	76	11.54	6.5858	69.7641	82.08	100 Keaney, Paul
8	76	11.80	6.4407	68.2269	80.27	5 Lubbe, Phil
9	81	13.16	6.1550	65.2008	76.71	57 PRINSLOO, Joggie
10	77	12.99	5.9276	62.7922	73.87	52 da Silva, Craig
11	82	13.86	5.9163	62.6722	73.73	25 Hubert, Montgomery
12	67	11.78	5.6876	60.2495	70.88	89 O'Donovan, Sean
13	83	14.66	5.6617	59.9747	70.56	60 Viljoen, Johan
14	62	10.96	5.6569	59.9246	70.50	65 Botha, Johan
15	75	13.48	5.5638	58.9380	69.34	14 Bokkelkamp, Donald
16	76	13.77	5.5192	58.4660	68.78	29 du Toit, Cecilia
17	76	13.81	5.5033	58.2967	68.58	45 Karamitos, Demis
18	67	12.31	5.4427	57.6555	67.83	58 Prinsloo STD, Gys
19	74	13.92	5.3161	56.3140	66.25	24 Pillay, Pradesh
20	80	15.61	5.1249	54.2889	63.87	76 van Straaten, Andre
21	75	14.80	5.0676	53.6814	63.15	27 Massella, Claudio
22	58	11.57	5.0130	53.1030	62.47	36 Germishuizen, Michael
23	80	16.49	4.8514	51.3918	60.46	88 O'Donovan, Sebella
24	59	12.20	4.8361	51.2290	60.27	46 Loubser, Kobus
25	63	13.14	4.7945	50.7890	59.75	6 Smith, Malcolm
26	73	15.32	4.7650	50.4764	59.38	38 Hong, Gerald
27	69	15.55	4.4373	47.0049	55.30	81 du Plooy, Eurika
28	57	13.85	4.1155	43.5963	51.29	90 van Rooyen, Hennie
29	64	15.81	4.0481	42.8817	50.45	53 van Herk, Albert
30	58	14.39	4.0306	42.6964	50.23	2 Moulder, Hennie
31	63	16.28	3.8698	40.9930	48.23	42 Van Huyssteen, James
32	69	18.04	3.8248	40.5169	47.67	47 Ki, Terrence
33	54	15.13	3.5691	37.8076	44.48	26 van Loggerenberg, Grant
34	73	23.93	3.0506	32.3150	38.02	70 KLOPPER, Willem
35	41	13.58	3.0191	31.9822	37.63	54 Hadjiphanis, Johnny
36	39	13.45	2.8996	30.7161	36.14	20 Kruger, Hein
37	73	25.26	2.8899	30.6135	36.02	67 Karen, Shawe
38	84	29.23	2.8738	30.4421	35.81	9 Labuschagne, Deon
39	33	12.51	2.6379	27.9435	32.87	59 van Wyk-STD, Francois
40	49	19.67	2.4911	26.3886	31.05	44 Labuschagne, Freddie
41	41	17.07	2.4019	25.4434	29.93	13 Mills, Shane
42	73	30.83	2.3678	25.0826	29.51	23 Kemp, Johan

STANDARD -- Overall Stage Results

NGPSA Champs Premier 2010

Printed November 28, 2010 at 18:47



Stage 3 -- Mini Targets

	PTS	TIME	HIT FACTOR	STAGE POINTS	STAGE PERCENT	COMPETITOR # Name
43	37	15.98	2.3154	24.5273	28.86	31 Shawe, Karen
44	75	32.85	2.2831	24.1852	28.45	12 Mills, Rodney
45	61	27.13	2.2484	23.8179	28.02	3 Moulder, Adriaan
46	58	26.44	2.1936	23.2376	27.34	56 Oosthuizen, Jan Carel
47	60	32.19	1.8639	19.7449	23.23	11 Larkins, Henri
48	22	13.08	1.6820	17.8172	20.96	68 Du Preez, Anton
49	60	39.27	1.5279	16.1851	19.04	30 Kleynhans, Jan
50	28	25.18	1.1120	11.7795	13.86	69 Eckard, Anton
51	0	0.00	0.0000	0.0000	0.00	61 Omarjee, Mohammed

PRODUCTION -- Overall Stage Results

NGPSA Champs Premier 2010

Printed November 28, 2010 at 18:47




Stage 3 -- Mini Targets

	PTS	TIME	HIT FACTOR	STAGE POINTS	STAGE PERCENT	COMPETITOR # Name
1	77	10.24	7.5195	85.0000	100.00	8 Christie, MH
2	77	12.39	6.2147	70.2502	82.65	17 Prinsloo, Gys
3	75	12.16	6.1678	69.7198	82.02	28 du Toit, Danie
4	73	12.52	5.8307	65.9093	77.54	73 Wessels, Albert
5	64	12.32	5.1948	58.7215	69.08	79 Raath, Louis
6	63	12.71	4.9567	56.0303	65.92	48 Egleton, Billy
7	65	13.92	4.6695	52.7840	62.10	101 van Wyk, Piet
8	54	11.57	4.6672	52.7580	62.07	82 van Wyk, Charles
9	79	17.62	4.4835	50.6815	59.63	49 Rosslee, Adrian
10	56	12.60	4.4444	50.2395	59.11	7 Smith - Prod, Malcolm
11	67	15.13	4.4283	50.0569	58.89	43 van Huyssteen, Danie
12	73	18.15	4.0220	45.4647	53.49	1 Rowland, Laurence
13	56	14.38	3.8943	44.0207	51.79	18 Van Wyk, Francois
14	63	16.73	3.7657	42.5670	50.08	77 Pretorius, J.(Dok)
15	77	20.70	3.7198	42.0483	49.47	41 Myburgh, Leon
16	63	17.61	3.5775	40.4398	47.58	62 Eulitz, Eugen
17	77	21.68	3.5517	40.1476	47.23	85 Stockbridge, Roger
18	54	15.23	3.5456	40.0795	47.15	55 du Bruyn, Dion
19	50	14.98	3.3378	37.7300	44.39	98 DE SOUZA, Colin
20	46	14.37	3.2011	36.1851	42.57	102 JONKER, Henri
21	69	24.99	2.7611	31.2112	36.72	21 Marnewick, Johan
22	46	21.58	2.1316	24.0954	28.35	96 SCOTT, Fred
23	25	14.22	1.7581	19.8732	23.38	35 Lodewyks, Glenn
24	28	16.61	1.6857	19.0553	22.42	37 van Zyl, Christo
25	11	15.68	0.7015	7.9300	9.33	84 van Antwerpen, Marne

OPEN -- Overall Stage Results
NGPSA Champs Premier 2010

Printed November 28, 2010 at 18:47



Stage 4 -- The New Bridge

	PTS	TIME	HIT FACTOR	STAGE POINTS	STAGE PERCENT	COMPETITOR # Name
1	137	16.98	8.0683	145.0000	100.00	50 MONTGOMERY, Hubert
2	136	19.17	7.0944	127.4976	87.93	92 Jacobs, Adnaan
3	136	19.63	6.9282	124.5099	85.87	93 Belletti, Carlo
4	132	19.35	6.8217	122.5965	84.55	66 van der Merwe, Kenny
5	133	20.43	6.5100	116.9953	80.69	64 Combrink, Lood
6	131	20.25	6.4691	116.2603	80.18	80 Venmore, James
7	135	20.88	6.4655	116.1953	80.13	32 Vaughan, Jim
8	135	21.83	6.1842	111.1387	76.65	22 Canosa, Bruno
9	103	18.11	5.6875	102.2125	70.49	71 Dadamia, Goolam
10	137	24.71	5.5443	99.6398	68.72	19 Dye, Des
11	119	23.62	5.0381	90.5424	62.44	51 Montgomery, Hanlie
12	135	27.49	4.9109	88.2560	60.87	91 Dirsuweit, Wolf
13	137	30.75	4.4553	80.0683	55.22	16 Herridge, Ivan
14	128	29.90	4.2809	76.9350	53.06	15 Le Roux, John
15	112	26.65	4.2026	75.5276	52.09	63 Combrink, Johan
16	108	27.22	3.9677	71.3051	49.18	33 Kreuiter, Andre
17	126	31.78	3.9648	71.2528	49.14	99 Keaney, Janis
18	101	25.56	3.9515	71.0143	48.98	97 Van Niekerk, Koos
19	119	32.27	3.6876	66.2725	45.71	34 Tischmann, Heinz
20	114	33.08	3.4462	61.9333	42.71	39 Pearson, Les
21	68	21.70	3.1336	56.3163	38.84	78 Cachia, Grant
22	56	69.92	0.8009	14.3937	9.93	40 Kirsten, Gerrie
23	0	3.22	0.0000	0.0000	0.00	72 Solomon, Ras
24	0	7.85	0.0000	0.0000	0.00	94 Kwan, Sean

STANDARD -- Overall Stage Results

NGPSA Champs Premier 2010

Printed November 28, 2010 at 18:47



Stage 4 -- The New Bridge

	PTS	TIME	HIT FACTOR	STAGE POINTS	STAGE PERCENT	COMPETITOR # Name
1	139	21.01	6.6159	145.0000	100.00	74 Engelbrecht, Jean
2	135	20.78	6.4966	142.3861	98.20	86 Stockbridge, Guy
3	129	21.50	6.0000	131.5014	90.69	95 Patzen, Heinrich
4	125	21.80	5.7339	125.6703	86.67	44 Labuschagne, Freddie
5	134	23.61	5.6756	124.3907	85.79	76 van Straaten, Andre
6	137	24.39	5.6171	123.1085	84.90	89 O'Donovan, Sean
7	131	23.95	5.4697	119.8795	82.68	57 PRINSLOO, Joggie
8	129	23.76	5.4293	118.9933	82.06	5 Lubbe, Phil
9	131	24.14	5.4267	118.9360	82.02	65 Botha, Johan
10	131	24.23	5.4065	118.4942	81.72	58 Prinsloo STD, Gys
11	107	20.14	5.3128	116.4404	80.30	100 Keaney, Paul
12	131	25.45	5.1473	112.8139	77.80	25 Hubert, Montgomery
13	116	22.57	5.1396	112.6434	77.69	4 Jansen Van Vuuren, Abraham
14	133	26.60	5.0000	109.5845	75.58	36 Germishuizen, Michael
15	133	26.90	4.9442	108.3624	74.73	52 da Silva, Craig
16	126	25.49	4.9431	108.3378	74.72	24 Pillay, Pradesh
17	136	27.63	4.9222	107.8791	74.40	29 du Toit, Cecilia
18	131	27.98	4.6819	102.6131	70.77	60 Viljoen, Johan
19	129	27.96	4.6137	101.1188	69.74	2 Moulder, Hennie
20	133	28.96	4.5925	100.6543	69.42	53 van Herk, Albert
21	116	25.44	4.5597	99.9356	68.92	26 van Loggerenberg, Grant
22	112	24.64	4.5455	99.6223	68.71	46 Loubser, Kobus
23	107	25.86	4.1377	90.6848	62.54	6 Smith, Malcolm
24	112	27.65	4.0506	88.7773	61.23	67 Karen, Shawe
25	112	28.33	3.9534	86.6464	59.76	31 Shawe, Karen
26	111	28.48	3.8975	85.4205	58.91	69 Eckard, Anton
27	100	25.70	3.8911	85.2798	58.81	38 Hong, Gerald
28	141	36.26	3.8886	85.2257	58.78	47 Ki, Terrence
29	115	29.71	3.8708	84.8349	58.51	45 Karamitos, Demis
30	126	32.58	3.8674	84.7615	58.46	88 O'Donovan, Sebella
31	104	27.04	3.8462	84.2958	58.14	75 Wheeler, Johan
32	139	37.72	3.6850	80.7648	55.70	10 Buchler, Gary
33	127	34.92	3.6369	79.7093	54.97	13 Mills, Shane
34	93	27.77	3.3489	73.3984	50.62	81 du Plooy, Eurika
35	137	41.25	3.3212	72.7907	50.20	20 Kruger, Hein
36	113	34.60	3.2659	71.5783	49.36	14 Bokkelkamp, Donald
37	124	40.37	3.0716	67.3197	46.43	9 Labuschagne, Deon
38	128	42.50	3.0118	66.0086	45.52	23 Kemp, Johan
39	73	24.25	3.0103	65.9767	45.50	27 Massella, Claudio
40	90	30.79	2.9230	64.0637	44.18	90 van Rooyen, Hennie
41	97	36.60	2.6503	58.0858	40.06	3 Moulder, Adriaan
42	78	29.69	2.6271	57.5789	39.71	68 Du Preez, Anton

STANDARD -- Overall Stage Results

NGPSA Champs Premier 2010

Printed November 28, 2010 at 18:47



Stage 4 -- The New Bridge

PTS	TIME	HIT FACTOR	STAGE POINTS	STAGE PERCENT	COMPETITOR # Name	
43	69	26.69	2.5852	56.6604	39.08	59 van Wyk-STD, Francois
44	92	36.22	2.5400	55.6697	38.39	70 KLOPPER, Willem
45	64	31.67	2.0208	44.2906	30.55	42 Van Huyssteen, James
46	87	46.10	1.8872	41.3616	28.53	11 Larkins, Henri
47	77	42.19	1.8251	40.0000	27.59	56 Oosthuizen, Jan Carel
48	52	29.83	1.7432	38.2058	26.35	54 Hadjiphanis, Johnny
49	73	51.89	1.4068	30.8332	21.26	12 Mills, Rodney
50	84	62.50	1.3440	29.4563	20.31	30 Kleynhans, Jan
51	0	0.00	0.0000	0.0000	0.00	61 Omarjee, Mohammed

PRODUCTION -- Overall Stage Results

NGPSA Champs Premier 2010

Printed November 28, 2010 at 18:47



Stage 4 -- The New Bridge

	PTS	TIME	HIT FACTOR	STAGE POINTS	STAGE PERCENT	COMPETITOR # Name
1	125	19.91	6.2783	145.0000	100.00	55 du Bruyn, Dion
2	127	21.28	5.9680	137.8356	95.06	8 Christie, MH
3	119	22.39	5.3149	122.7502	84.66	28 du Toit, Danie
4	113	21.36	5.2903	122.1818	84.26	73 Wessels, Albert
5	129	24.45	5.2761	121.8541	84.04	17 Prinsloo, Gys
6	125	24.61	5.0792	117.3080	80.90	49 Rosslee, Adrian
7	110	22.47	4.8954	113.0626	77.97	7 Smith - Prod, Malcolm
8	131	27.17	4.8215	111.3553	76.80	101 van Wyk, Piet
9	111	26.12	4.2496	98.1475	67.69	79 Raath, Louis
10	117	28.68	4.0795	94.2185	64.98	102 JONKER, Henri
11	93	23.27	3.9966	92.3030	63.66	82 van Wyk, Charles
12	101	25.53	3.9561	91.3692	63.01	48 Egleton, Billy
13	125	32.95	3.7936	87.6161	60.42	62 Eulitz, Eugen
14	99	27.48	3.6026	83.2047	57.38	1 Rowland, Laurence
15	97	27.90	3.4767	80.2965	55.38	21 Marnewick, Johan
16	115	34.86	3.2989	76.1903	52.55	96 SCOTT, Fred
17	110	35.45	3.1030	71.6648	49.42	41 Myburgh, Leon
18	106	34.38	3.0832	71.2081	49.11	37 van Zyl, Christo
19	78	25.56	3.0516	70.4795	48.61	18 Van Wyk, Francois
20	88	31.23	2.8178	65.0789	44.88	85 Stockbridge, Roger
21	83	34.93	2.3762	54.8793	37.85	35 Lodewyks, Glenn
22	78	35.13	2.2203	51.2797	35.37	77 Pretorius, J.(Dok)
23	49	24.29	2.0173	46.5905	32.13	98 DE SOUZA, Colin
24	73	54.58	1.3375	30.8900	21.30	43 van Huyssteen, Danie
25	55	59.60	0.9228	21.3131	14.70	84 van Antwerpen, Marne

OPEN -- Overall Stage Results
NGPSA Champs Premier 2010

Printed November 28, 2010 at 18:47



Stage 5 -- Booth

	PTS	TIME	HIT FACTOR	STAGE POINTS	STAGE PERCENT	COMPETITOR # Name
1	117	14.93	7.8366	125.0000	100.00	50 MONTGOMERY, Hubert
2	116	16.89	6.8680	109.5500	87.64	32 Vaughan, Jim
3	109	16.55	6.5861	105.0540	84.04	93 Belletti, Carlo
4	108	16.93	6.3792	101.7538	81.40	66 van der Merwe, Kenny
5	110	17.51	6.2821	100.2053	80.16	92 Jacobs, Adnaan
6	108	17.63	6.1259	97.7137	78.17	64 Combrink, Lood
7	113	18.93	5.9694	95.2164	76.17	80 Venmore, James
8	115	19.44	5.9156	94.3595	75.49	22 Canosa, Bruno
9	117	20.43	5.7269	91.3485	73.08	19 Dye, Des
10	89	15.57	5.7161	91.1770	72.94	71 Dadamia, Goolam
11	114	21.34	5.3421	85.2107	68.17	91 Dirsuweit, Wolf
12	119	23.25	5.1183	81.6409	65.31	16 Herridge, Ivan
13	109	21.30	5.1174	81.6264	65.30	33 Kreuiter, Andre
14	108	22.02	4.9046	78.2331	62.59	97 Van Niekerk, Koos
15	113	23.29	4.8519	77.3914	61.91	63 Combrink, Johan
16	72	15.20	4.7368	75.5567	60.45	78 Cachia, Grant
17	83	20.91	3.9694	63.3152	50.65	51 Montgomery, Hanlie
18	103	26.25	3.9238	62.5881	50.07	15 Le Roux, John
19	105	30.59	3.4325	54.7512	43.80	34 Tischmann, Heinz
20	113	33.08	3.4160	54.4875	43.59	99 Keaney, Janis
21	73	25.64	2.8471	45.4139	36.33	94 Kwan, Sean
22	83	31.62	2.6249	41.8697	33.50	39 Pearson, Les
23	74	38.16	1.9392	30.9320	24.75	72 Solomon, Ras
24	42	24.54	1.7115	27.2998	21.84	40 Kirsten, Gerrie

STANDARD -- Overall Stage Results

NGPSA Champs Premier 2010

Printed November 28, 2010 at 18:47



Stage 5 -- Booth

	PTS	TIME	HIT FACTOR	STAGE POINTS	STAGE PERCENT	COMPETITOR # Name
1	103	15.95	6.4577	125.0000	100.00	86 Stockbridge, Guy
2	111	17.40	6.3793	123.4830	98.79	95 Patzen, Heinrich
3	117	19.18	6.1001	118.0785	94.46	74 Engelbrecht, Jean
4	121	20.55	5.8881	113.9743	91.18	5 Lubbe, Phil
5	117	20.00	5.8500	113.2373	90.59	76 van Straaten, Andre
6	113	19.48	5.8008	112.2853	89.83	25 Hubert, Montgomery
7	110	19.37	5.6789	109.9250	87.94	4 Jansen Van Vuuren, Abraham
8	121	21.31	5.6781	109.9095	87.93	6 Smith, Malcolm
9	116	20.45	5.6724	109.7989	87.84	24 Pillay, Pradesh
10	115	20.76	5.5395	107.2270	85.78	10 Buchler, Gary
11	119	21.58	5.5144	106.7404	85.39	57 PRINSLOO, Joggie
12	111	22.16	5.0090	96.9587	77.57	46 Loubser, Kobus
13	107	21.72	4.9263	95.3581	76.29	58 Prinsloo STD, Gys
14	109	22.36	4.8748	94.3601	75.49	54 Hadjiphanis, Johnny
15	119	24.47	4.8631	94.1340	75.31	60 Viljoen, Johan
16	101	20.77	4.8628	94.1279	75.30	52 da Silva, Craig
17	114	24.06	4.7382	91.7155	73.37	75 Wheeler, Johan
18	112	24.47	4.5770	88.5967	70.88	29 du Toit, Cecilia
19	96	21.82	4.3996	85.1628	68.13	44 Labuschagne, Freddie
20	98	22.31	4.3926	85.0276	68.02	65 Botha, Johan
21	111	25.41	4.3684	84.5574	67.65	67 Karen, Shawe
22	109	25.01	4.3583	84.3619	67.49	2 Moulder, Hennie
23	118	27.81	4.2431	82.1324	65.71	53 van Herk, Albert
24	101	24.26	4.1632	80.5868	64.47	20 Kruger, Hein
25	83	20.30	4.0887	79.1435	63.31	100 Keaney, Paul
26	88	21.84	4.0293	77.9944	62.40	36 Germishuizen, Michael
27	99	24.63	4.0195	77.8044	62.24	81 du Plooy, Eurika
28	85	21.43	3.9664	76.7768	61.42	26 van Loggerenberg, Grant
29	113	28.58	3.9538	76.5332	61.23	89 O'Donovan, Sean
30	97	25.07	3.8692	74.8947	59.92	69 Eckard, Anton
31	107	27.87	3.8393	74.3157	59.45	45 Karamitos, Demis
32	115	30.01	3.8321	74.1763	59.34	88 O'Donovan, Sebella
33	91	23.90	3.8075	73.7016	58.96	38 Hong, Gerald
34	99	28.54	3.4688	67.1452	53.72	68 Du Preez, Anton
35	80	23.18	3.4513	66.8052	53.44	27 Massella, Claudio
36	120	35.18	3.4110	66.0266	52.82	9 Labuschagne, Deon
37	113	33.95	3.3284	64.4276	51.54	90 van Rooyen, Hennie
38	96	29.53	3.2509	62.9276	50.34	11 Larkins, Henri
39	117	36.86	3.1742	61.4418	49.15	14 Bokkelkamp, Donald
40	86	29.89	2.8772	55.6937	44.55	3 Moulder, Adriaan
41	76	27.75	2.7387	53.0132	42.41	59 van Wyk-STD, Francois
42	63	25.76	2.4457	47.3400	37.87	42 Van Huyssteen, James

STANDARD -- Overall Stage Results

NGPSA Champs Premier 2010

Printed November 28, 2010 at 18:47



Stage 5 -- Booth

PTS	TIME	HIT FACTOR	STAGE POINTS	STAGE PERCENT	COMPETITOR # Name	
43	88	37.08	2.3732	45.9385	36.75	70 KLOPPER, Willem
44	60	26.40	2.2727	43.9927	35.19	31 Shawe, Karen
45	111	51.06	2.1739	42.0800	33.66	23 Kemp, Johan
46	71	41.48	1.7117	33.1324	26.51	56 Oosthuizen, Jan Carel
47	49	29.05	1.6867	32.6500	26.12	47 Ki, Terrence
48	43	26.13	1.6456	31.8539	25.48	13 Mills, Shane
49	88	56.89	1.5468	29.9420	23.95	12 Mills, Rodney
50	58	38.90	1.4910	28.8610	23.09	61 Omarjee, Mohammed
51	25	34.86	0.7172	13.8818	11.11	30 Kleynhans, Jan

PRODUCTION -- Overall Stage Results

NGPSA Champs Premier 2010

Printed November 28, 2010 at 18:47




Stage 5 -- Booth

	PTS	TIME	HIT FACTOR	STAGE POINTS	STAGE PERCENT	COMPETITOR # Name
1	109	18.54	5.8792	125.0000	100.00	8 Christie, MH
2	113	19.34	5.8428	124.2268	99.38	101 van Wyk, Piet
3	109	19.10	5.7068	121.3351	97.07	73 Wessels, Albert
4	115	22.09	5.2060	110.6867	88.55	48 Egleton, Billy
5	103	20.31	5.0714	107.8253	86.26	82 van Wyk, Charles
6	111	22.30	4.9776	105.8306	84.66	7 Smith - Prod, Malcolm
7	90	19.23	4.6802	99.5077	79.61	28 du Toit, Danie
8	95	21.08	4.5066	95.8178	76.65	85 Stockbridge, Roger
9	105	23.93	4.3878	93.2910	74.63	49 Rosslee, Adrian
10	98	22.86	4.2870	91.1471	72.92	17 Prinsloo, Gys
11	105	25.12	4.1799	88.8716	71.10	18 Van Wyk, Francois
12	93	22.35	4.1611	88.4705	70.78	79 Raath, Louis
13	95	23.00	4.1304	87.8191	70.26	35 Lodewyks, Glenn
14	73	18.14	4.0243	85.5616	68.45	55 du Bruyn, Dion
15	93	25.31	3.6744	78.1239	62.50	102 JONKER, Henri
16	111	30.92	3.5899	76.3268	61.06	1 Rowland, Laurence
17	101	28.48	3.5463	75.4006	60.32	77 Pretorius, J.(Dok)
18	105	30.25	3.4711	73.8001	59.04	62 Eulitz, Eugen
19	67	20.99	3.1920	67.8665	54.29	98 DE SOUZA, Colin
20	94	29.81	3.1533	67.0439	53.64	41 Myburgh, Leon
21	96	31.30	3.0671	65.2109	52.17	96 SCOTT, Fred
22	90	30.58	2.9431	62.5746	50.06	21 Marnewick, Johan
23	74	27.19	2.7216	57.8650	46.29	37 van Zyl, Christo
24	77	36.52	2.1084	44.8284	35.86	84 van Antwerpen, Marne
25	119	56.94	2.0899	44.4348	35.55	43 van Huyssteen, Danie

OPEN -- Overall Stage Results
NGPSA Champs Premier 2010

Printed November 28, 2010 at 18:47



Stage 6 -- Twist & Swing

	PTS	TIME	HIT FACTOR	STAGE POINTS	STAGE PERCENT	COMPETITOR # Name
1	73	11.62	6.2823	80.0000	100.00	50 MONTGOMERY, Hubert
2	72	12.93	5.5684	70.9100	88.64	66 van der Merwe, Kenny
3	72	13.11	5.4920	69.9364	87.42	32 Vaughan, Jim
4	65	12.81	5.0742	64.6156	80.77	80 Venmore, James
5	74	15.27	4.8461	61.7115	77.14	64 Combrink, Lood
6	46	9.80	4.6939	59.7730	74.72	71 Dadamia, Goolam
7	57	12.24	4.6569	59.3016	74.13	78 Cachia, Grant
8	55	11.92	4.6141	58.7570	73.45	92 Jacobs, Adnaan
9	62	14.03	4.4191	56.2739	70.34	22 Canosa, Bruno
10	72	17.06	4.2204	53.7436	67.18	97 Van Niekerk, Koos
11	56	14.16	3.9548	50.3614	62.95	16 Herridge, Ivan
12	51	13.23	3.8549	49.0889	61.36	93 Belletti, Carlo
13	56	14.70	3.8095	48.5114	60.64	19 Dye, Des
14	66	18.60	3.5484	45.1860	56.48	51 Montgomery, Hanlie
15	67	21.16	3.1664	40.3211	50.40	72 Solomon, Ras
16	46	16.11	2.8554	36.3610	45.45	91 Dirsuweit, Wolf
17	65	23.18	2.8041	35.7086	44.64	99 Keaney, Janis
18	50	21.70	2.3041	29.3416	36.68	63 Combrink, Johan
19	34	20.16	1.6865	21.4764	26.85	34 Tischmann, Heinz
20	34	20.46	1.6618	21.1615	26.45	15 Le Roux, John
21	23	24.10	0.9544	12.1530	15.19	33 Kreuiter, Andre
22	22	32.83	0.6701	8.5335	10.67	39 Pearson, Les
23	11	24.12	0.4561	5.8075	7.26	94 Kwan, Sean
24	7	26.57	0.2635	3.3549	4.19	40 Kirsten, Gerrie

STANDARD -- Overall Stage Results

NGPSA Champs Premier 2010

Printed November 28, 2010 at 18:47



Stage 6 -- Twist & Swing

	PTS	TIME	HIT FACTOR	STAGE POINTS	STAGE PERCENT	COMPETITOR # Name
1	67	11.92	5.6208	80.0000	100.00	74 Engelbrecht, Jean
2	63	12.80	4.9219	70.0522	87.57	5 Lubbe, Phil
3	50	10.35	4.8309	68.7577	85.95	95 Patzen, Heinrich
4	67	14.29	4.6886	66.7320	83.41	100 Keaney, Paul
5	67	14.35	4.6690	66.4530	83.07	76 van Straaten, Andre
6	65	13.97	4.6528	66.2229	82.78	86 Stockbridge, Guy
7	76	16.65	4.5646	64.9667	81.21	10 Buchler, Gary
8	70	15.75	4.4444	63.2570	79.07	20 Kruger, Hein
9	65	14.68	4.4278	63.0201	78.78	4 Jansen Van Vuuren, Abraham
10	64	14.72	4.3478	61.8819	77.35	89 O'Donovan, Sean
11	67	16.16	4.1460	59.0099	73.76	25 Hubert, Montgomery
12	56	13.54	4.1359	58.8655	73.58	26 van Loggerenberg, Grant
13	71	17.47	4.0641	57.8438	72.30	24 Pillay, Pradesh
14	60	15.03	3.9920	56.8177	71.02	44 Labuschagne, Freddie
15	70	17.94	3.9019	55.5350	69.42	57 PRINSLOO, Joggie
16	62	16.53	3.7508	53.3839	66.73	75 Wheeler, Johan
17	65	17.78	3.6558	52.0323	65.04	6 Smith, Malcolm
18	55	15.59	3.5279	50.2121	62.77	52 da Silva, Craig
19	68	19.38	3.5088	49.9398	62.42	46 Loubser, Kobus
20	66	18.88	3.4958	49.7546	62.19	42 Van Huyssteen, James
21	64	21.35	2.9977	42.6652	53.33	60 Viljoen, Johan
22	72	25.33	2.8425	40.4565	50.57	53 van Herk, Albert
23	47	16.76	2.8043	39.9131	49.89	65 Botha, Johan
24	57	20.36	2.7996	39.8463	49.81	67 Karen, Shawe
25	59	21.57	2.7353	38.9308	48.66	88 O'Donovan, Sebella
26	64	23.73	2.6970	38.3861	47.98	47 Ki, Terrence
27	41	15.23	2.6921	38.3156	47.89	58 Prinsloo STD, Gys
28	48	18.22	2.6345	37.4959	46.87	59 van Wyk-STD, Francois
29	41	15.68	2.6148	37.2160	46.52	2 Moulder, Hennie
30	55	21.33	2.5785	36.6998	45.87	9 Labuschagne, Deon
31	49	19.49	2.5141	35.7829	44.73	27 Massella, Claudio
32	59	23.54	2.5064	35.6728	44.59	81 du Plooy, Eurika
33	39	15.76	2.4746	35.2209	44.03	29 du Toit, Cecilia
34	53	21.79	2.4323	34.6186	43.27	31 Shawe, Karen
35	51	21.51	2.3710	33.7459	42.18	45 Karamitos, Demis
36	58	24.48	2.3693	33.7216	42.15	70 KLOPPER, Willem
37	46	21.83	2.1072	29.9913	37.49	38 Hong, Gerald
38	68	34.71	1.9591	27.8834	34.85	23 Kemp, Johan
39	52	28.83	1.8037	25.6714	32.09	14 Bokkelkamp, Donald
40	40	23.24	1.7212	24.4971	30.62	36 Germishuizen, Michael
41	32	19.70	1.6244	23.1193	28.90	54 Hadjiphanis, Johnny
42	43	32.20	1.3354	19.0066	23.76	3 Moulder, Adriaan

STANDARD -- Overall Stage Results

NGPSA Champs Premier 2010

Printed November 28, 2010 at 18:47



Stage 6 -- Twist & Swing

	PTS	TIME	HIT FACTOR	STAGE POINTS	STAGE PERCENT	COMPETITOR # Name
43	60	49.56	1.2107	17.2310	21.54	90 van Rooyen, Hennie
44	24	23.25	1.0323	14.6920	18.36	13 Mills, Shane
45	31	56.18	0.5518	7.8536	9.82	12 Mills, Rodney
46	8	23.07	0.3468	4.9355	6.17	68 Du Preez, Anton
47	8	37.47	0.2135	3.0388	3.80	30 Kleynhans, Jan
48	7	59.10	0.1184	1.6858	2.11	56 Oosthuizen, Jan Carel
49	1	18.29	0.0547	0.7782	0.97	69 Eckard, Anton
50	0	33.30	0.0000	0.0000	0.00	11 Larkins, Henri
51	0	28.55	0.0000	0.0000	0.00	61 Omarjee, Mohammed

PRODUCTION -- Overall Stage Results

NGPSA Champs Premier 2010

Printed November 28, 2010 at 18:47



Stage 6 -- Twist & Swing

	PTS	TIME	HIT FACTOR	STAGE POINTS	STAGE PERCENT	COMPETITOR # Name
1	67	13.46	4.9777	80.0000	100.00	8 Christie, MH
2	60	12.99	4.6189	74.2339	92.79	55 du Bruyn, Dion
3	72	16.71	4.3088	69.2495	86.56	48 Egleton, Billy
4	61	15.66	3.8953	62.6035	78.25	73 Wessels, Albert
5	65	17.06	3.8101	61.2343	76.54	82 van Wyk, Charles
6	63	17.54	3.5918	57.7260	72.16	7 Smith - Prod, Malcolm
7	63	17.89	3.5215	56.5966	70.75	101 van Wyk, Piet
8	54	17.52	3.0822	49.5359	61.92	79 Raath, Louis
9	61	20.11	3.0333	48.7504	60.94	43 van Huyssteen, Danie
10	63	21.52	2.9275	47.0499	58.81	49 Rosslee, Adrian
11	63	22.41	2.8112	45.1813	56.48	1 Rowland, Laurence
12	72	26.76	2.6906	43.2421	54.05	41 Myburgh, Leon
13	59	22.17	2.6613	42.7707	53.46	62 Eulitz, Eugen
14	48	18.64	2.5751	41.3862	51.73	98 DE SOUZA, Colin
15	34	14.58	2.3320	37.4785	46.85	17 Prinsloo, Gys
16	46	19.75	2.3291	37.4327	46.79	85 Stockbridge, Roger
17	53	23.03	2.3013	36.9864	46.23	37 van Zyl, Christo
18	44	21.11	2.0843	33.4985	41.87	77 Pretorius, J.(Dok)
19	43	23.47	1.8321	29.4453	36.81	21 Marnewick, Johan
20	35	20.20	1.7327	27.8469	34.81	35 Lodewyks, Glenn
21	19	13.83	1.3738	22.0796	27.60	28 du Toit, Danie
22	25	20.26	1.2340	19.8317	24.79	18 Van Wyk, Francois
23	18	19.85	0.9068	14.5738	18.22	96 SCOTT, Fred
24	14	15.89	0.8811	14.1600	17.70	102 JONKER, Henri
25	18	29.69	0.6063	9.7437	12.18	84 van Antwerpen, Marne

OPEN -- Overall Stage Results
NGPSA Champs Premier 2010

Printed November 28, 2010 at 18:47



Stage 7 -- Barricade Speed

	PTS	TIME	HIT FACTOR	STAGE POINTS	STAGE PERCENT	COMPETITOR # Name
1	40	5.88	6.8027	45.0000	100.00	50 MONTGOMERY, Hubert
2	38	7.02	5.4131	35.8077	79.57	99 Keaney, Janis
3	43	8.16	5.2696	34.8585	77.46	93 Belletti, Carlo
4	40	7.98	5.0125	33.1579	73.68	51 Montgomery, Hanlie
5	42	8.44	4.9763	32.9182	73.15	80 Venmore, James
6	43	8.75	4.9143	32.5080	72.24	92 Jacobs, Adnaan
7	41	8.40	4.8810	32.2875	71.75	16 Herridge, Ivan
8	43	8.83	4.8698	32.2135	71.59	91 Dirsuweit, Wolf
9	39	8.07	4.8327	31.9684	71.04	22 Canosa, Bruno
10	41	9.07	4.5204	29.9024	66.45	64 Combrink, Lood
11	42	9.88	4.2510	28.1204	62.49	78 Cachia, Grant
12	27	6.64	4.0663	26.8983	59.77	32 Vaughan, Jim
13	38	10.41	3.6503	24.1470	53.66	39 Pearson, Les
14	28	8.78	3.1891	21.0957	46.88	66 van der Merwe, Kenny
15	27	9.22	2.9284	19.3715	43.05	71 Dadamia, Goolam
16	31	10.83	2.8624	18.9349	42.08	94 Kwan, Sean
17	24	8.83	2.7180	17.9796	39.95	63 Combrink, Johan
18	25	9.37	2.6681	17.6494	39.22	34 Tischmann, Heinz
19	29	11.30	2.5664	16.9765	37.73	72 Solomon, Ras
20	22	9.00	2.4444	16.1700	35.93	19 Dye, Des
21	14	11.31	1.2378	8.1883	18.20	97 Van Niekerk, Koos
22	10	11.12	0.8993	5.9487	13.22	33 Kreuiter, Andre
23	6	8.87	0.6764	4.4746	9.94	15 Le Roux, John
24	12	18.68	0.6424	4.2495	9.44	40 Kirsten, Gerrie

STANDARD -- Overall Stage Results

NGPSA Champs Premier 2010

Printed November 28, 2010 at 18:47



Stage 7 -- Barricade Speed

	PTS	TIME	HIT FACTOR	STAGE POINTS	STAGE PERCENT	COMPETITOR # Name
1	43	6.53	6.5850	45.0000	100.00	95 Patzen, Heinrich
2	43	8.07	5.3284	36.4126	80.92	25 Hubert, Montgomery
3	39	7.34	5.3134	36.3100	80.69	4 Jansen Van Vuuren, Abraham
4	37	7.64	4.8429	33.0952	73.54	74 Engelbrecht, Jean
5	40	8.35	4.7904	32.7364	72.75	86 Stockbridge, Guy
6	40	8.81	4.5403	31.0271	68.95	5 Lubbe, Phil
7	42	9.26	4.5356	30.9953	68.88	65 Botha, Johan
8	39	8.62	4.5244	30.9182	68.71	89 O'Donovan, Sean
9	40	8.98	4.4543	30.4397	67.64	76 van Straaten, Andre
10	39	8.83	4.4168	30.1829	67.07	6 Smith, Malcolm
11	36	8.42	4.2755	29.2178	64.93	26 van Loggerenberg, Grant
12	44	11.73	3.7511	25.6337	56.96	57 PRINSLOO, Joggie
13	42	11.34	3.7037	25.3101	56.24	75 Wheeler, Johan
14	37	10.12	3.6561	24.9849	55.52	90 van Rooyen, Hennie
15	41	11.50	3.5652	24.3637	54.14	60 Viljoen, Johan
16	35	9.97	3.5105	23.9900	53.31	52 da Silva, Craig
17	43	12.47	3.4483	23.5646	52.37	36 Germishuizen, Michael
18	37	11.23	3.2947	22.5154	50.03	2 Moulder, Hennie
19	36	11.09	3.2462	22.1834	49.30	47 Ki, Terrence
20	37	11.48	3.2230	22.0251	48.94	81 du Plooy, Eurika
21	23	7.46	3.0831	21.0691	46.82	44 Labuschagne, Freddie
22	38	13.18	2.8832	19.7027	43.78	88 O'Donovan, Sebella
23	27	10.26	2.6316	17.9835	39.96	20 Kruger, Hein
24	42	16.05	2.6168	17.8826	39.74	53 van Herk, Albert
25	29	11.35	2.5551	17.4606	38.80	13 Mills, Shane
26	23	9.01	2.5527	17.4446	38.77	24 Pillay, Pradesh
27	38	15.11	2.5149	17.1861	38.19	9 Labuschagne, Deon
28	25	10.11	2.4728	16.8984	37.55	46 Loubser, Kobus
29	22	9.28	2.3707	16.2006	36.00	38 Hong, Gerald
30	29	13.05	2.2222	15.1860	33.75	10 Buchler, Gary
31	27	12.39	2.1792	14.8919	33.09	11 Larkins, Henri
32	16	7.38	2.1680	14.8157	32.92	59 van Wyk-STD, Francois
33	23	11.29	2.0372	13.9217	30.94	29 du Toit, Cecilia
34	20	10.31	1.9399	13.2565	29.46	45 Karamitos, Demis
35	20	10.31	1.9399	13.2565	29.46	54 Hadjiphanis, Johnny
36	22	11.53	1.9081	13.0392	28.98	27 Massella, Claudio
37	25	13.96	1.7908	12.2380	27.20	14 Bokkelkamp, Donald
38	14	8.47	1.6529	11.2954	25.10	58 Prinsloo STD, Gys
39	24	15.58	1.5404	10.5269	23.39	69 Eckard, Anton
40	20	16.06	1.2453	8.5102	18.91	42 Van Huyssteen, James
41	39	33.37	1.1687	7.9867	17.75	12 Mills, Rodney
42	15	16.99	0.8829	6.0333	13.41	3 Moulder, Adriaan

STANDARD -- Overall Stage Results

NGPSA Champs Premier 2010

Printed November 28, 2010 at 18:47



Stage 7 -- Barricade Speed

	PTS	TIME	HIT FACTOR	STAGE POINTS	STAGE PERCENT	COMPETITOR # Name
43	9	10.39	0.8662	5.9195	13.15	100 Keaney, Paul
44	8	13.82	0.5789	3.9558	8.79	31 Shawe, Karen
45	15	33.96	0.4417	3.0184	6.71	23 Kemp, Johan
46	0	18.44	0.0000	0.0000	0.00	30 Kleynhans, Jan
47	0	33.06	0.0000	0.0000	0.00	56 Oosthuizen, Jan Carel
48	0	10.87	0.0000	0.0000	0.00	67 Karen, Shawe
49	0	16.50	0.0000	0.0000	0.00	61 Omarjee, Mohammed
50	0	14.05	0.0000	0.0000	0.00	70 KLOPPER, Willem
51	0	12.62	0.0000	0.0000	0.00	68 Du Preez, Anton

PRODUCTION -- Overall Stage Results

NGPSA Champs Premier 2010

Printed November 28, 2010 at 18:47



Stage 7 -- Barricade Speed

	PTS	TIME	HIT FACTOR	STAGE POINTS	STAGE PERCENT	COMPETITOR # Name
1	41	8.04	5.0995	45.0000	100.00	8 Christie, MH
2	43	9.62	4.4699	39.4437	87.65	48 Egleton, Billy
3	41	10.23	4.0078	35.3666	78.59	17 Prinsloo, Gys
4	33	8.82	3.7415	33.0164	73.37	55 du Bruyn, Dion
5	33	9.21	3.5831	31.6183	70.26	7 Smith - Prod, Malcolm
6	33	9.40	3.5106	30.9792	68.84	18 Van Wyk, Francois
7	37	12.03	3.0756	27.1407	60.31	49 Rosslee, Adrian
8	22	7.72	2.8497	25.1472	55.88	73 Wessels, Albert
9	37	13.78	2.6851	23.6939	52.65	21 Marnewick, Johan
10	35	13.27	2.6375	23.2746	51.72	101 van Wyk, Piet
11	24	11.43	2.0997	18.5289	41.18	1 Rowland, Laurence
12	27	12.98	2.0801	18.3558	40.79	62 Eulitz, Eugen
13	37	18.07	2.0476	18.0688	40.15	82 van Wyk, Charles
14	24	11.91	2.0151	17.7821	39.52	35 Lodewyks, Glenn
15	28	16.55	1.6918	14.9295	33.18	41 Myburgh, Leon
16	20	13.08	1.5291	13.4930	29.98	96 SCOTT, Fred
17	18	13.01	1.3836	12.2090	27.13	77 Pretorius, J.(Dok)
18	16	12.02	1.3311	11.7463	26.10	79 Raath, Louis
19	16	12.33	1.2976	11.4510	25.45	98 DE SOUZA, Colin
20	9	8.69	1.0357	9.1392	20.31	28 du Toit, Danie
21	7	9.73	0.7194	6.3485	14.11	102 JONKER, Henri
22	9	16.54	0.5441	4.8017	10.67	84 van Antwerpen, Marne
23	5	11.79	0.4241	3.7423	8.32	37 van Zyl, Christo
24	1	10.23	0.0978	0.8626	1.92	85 Stockbridge, Roger
25	0	11.89	0.0000	0.0000	0.00	43 van Huyssteen, Danie

OPEN -- Overall Stage Results
NGPSA Champs Premier 2010

Printed November 28, 2010 at 18:47



Stage 8 -- Choose your Distance

	PTS	TIME	HIT FACTOR	STAGE POINTS	STAGE PERCENT	COMPETITOR # Name
1	94	20.83	4.5127	100.0000	100.00	64 Combrink, Lood
2	83	18.60	4.4624	98.8841	98.88	50 MONTGOMERY, Hubert
3	94	21.34	4.4049	97.6101	97.61	66 van der Merwe, Kenny
4	86	20.53	4.1890	92.8263	92.83	78 Cachia, Grant
5	90	22.18	4.0577	89.9171	89.92	93 Belletti, Carlo
6	75	18.84	3.9809	88.2149	88.21	71 Dadamia, Goolam
7	86	21.65	3.9723	88.0242	88.02	92 Jacobs, Adnaan
8	93	24.32	3.8240	84.7385	84.74	32 Vaughan, Jim
9	86	23.99	3.5848	79.4382	79.44	63 Combrink, Johan
10	74	22.23	3.3288	73.7656	73.77	80 Venmore, James
11	86	25.93	3.3166	73.4949	73.49	22 Canosa, Bruno
12	79	24.14	3.2726	72.5189	72.52	19 Dye, Des
13	90	29.25	3.0769	68.1833	68.18	51 Montgomery, Hanlie
14	75	27.35	2.7422	60.7667	60.77	40 Kirsten, Gerrie
15	92	36.56	2.5164	55.7626	55.76	39 Pearson, Les
16	92	36.74	2.5041	55.4894	55.49	34 Tischmann, Heinz
17	66	26.41	2.4991	55.3780	55.38	15 Le Roux, John
18	85	34.89	2.4362	53.9858	53.99	16 Herridge, Ivan
19	89	37.19	2.3931	53.0304	53.03	91 Dirsuweit, Wolf
20	71	31.02	2.2888	50.7199	50.72	97 Van Niekerk, Koos
21	78	35.06	2.2248	49.2997	49.30	72 Solomon, Ras
22	47	27.22	1.7267	38.2623	38.26	99 Keaney, Janis
23	44	34.12	1.2896	28.5762	28.58	33 Kreuiter, Andre
24	7	28.67	0.2442	5.4104	5.41	94 Kwan, Sean

STANDARD -- Overall Stage Results

NGPSA Champs Premier 2010

Printed November 28, 2010 at 18:47



Stage 8 -- Choose your Distance

	PTS	TIME	HIT FACTOR	STAGE POINTS	STAGE PERCENT	COMPETITOR # Name
1	90	20.36	4.4204	100.0000	100.00	95 Patzen, Heinrich
2	86	20.59	4.1768	94.4882	94.49	86 Stockbridge, Guy
3	92	22.82	4.0316	91.2027	91.20	75 Wheeler, Johan
4	91	22.86	3.9808	90.0535	90.05	100 Keaney, Paul
5	93	24.22	3.8398	86.8649	86.86	76 van Straaten, Andre
6	95	25.10	3.7849	85.6220	85.62	10 Buchler, Gary
7	88	23.59	3.7304	84.3898	84.39	5 Lubbe, Phil
8	97	26.11	3.7151	84.0427	84.04	57 PRINSLOO, Joggie
9	81	21.81	3.7139	84.0165	84.02	74 Engelbrecht, Jean
10	93	25.78	3.6074	81.6085	81.61	89 O'Donovan, Sean
11	82	23.85	3.4382	77.7787	77.78	52 da Silva, Craig
12	81	23.75	3.4105	77.1537	77.15	65 Botha, Johan
13	91	27.51	3.3079	74.8318	74.83	36 Germishuizen, Michael
14	76	23.54	3.2285	73.0369	73.04	58 Prinsloo STD, Gys
15	95	29.56	3.2138	72.7034	72.70	53 van Herk, Albert
16	89	27.72	3.2107	72.6327	72.63	6 Smith, Malcolm
17	84	28.75	2.9217	66.0962	66.10	60 Viljoen, Johan
18	80	27.66	2.8923	65.4294	65.43	44 Labuschagne, Freddie
19	86	29.82	2.8840	65.2418	65.24	81 du Plooy, Eurika
20	91	31.61	2.8788	65.1257	65.13	46 Loubser, Kobus
21	69	24.77	2.7856	63.0171	63.02	38 Hong, Gerald
22	79	28.76	2.7469	62.1403	62.14	2 Moulder, Hennie
23	70	25.68	2.7259	61.6649	61.66	68 Du Preez, Anton
24	90	33.03	2.7248	61.6409	61.64	11 Larkins, Henri
25	94	35.07	2.6804	60.6356	60.64	3 Moulder, Adriaan
26	91	34.36	2.6484	59.9133	59.91	67 Karen, Shawe
27	67	25.65	2.6121	59.0912	59.09	26 van Loggerenberg, Grant
28	85	32.61	2.6066	58.9662	58.97	23 Kemp, Johan
29	79	32.60	2.4233	54.8207	54.82	88 O'Donovan, Sebella
30	91	41.28	2.2045	49.8697	49.87	9 Labuschagne, Deon
31	60	27.30	2.1978	49.7192	49.72	20 Kruger, Hein
32	73	34.05	2.1439	48.4999	48.50	31 Shawe, Karen
33	82	39.43	2.0796	47.0460	47.05	70 KLOPPER, Willem
34	50	25.16	1.9873	44.9567	44.96	4 Jansen Van Vuuren, Abraham
35	86	43.79	1.9639	44.4282	44.43	12 Mills, Rodney
36	52	27.29	1.9055	43.1057	43.11	90 van Rooyen, Hennie
37	42	22.29	1.8843	42.6260	42.63	59 van Wyk-STD, Francois
38	57	30.54	1.8664	42.2222	42.22	13 Mills, Shane
39	65	34.92	1.8614	42.1090	42.11	69 Eckard, Anton
40	64	34.48	1.8561	41.9902	41.99	42 Van Huyssteen, James
41	44	25.27	1.7412	39.3897	39.39	54 Hadjiphanis, Johnny
42	52	31.90	1.6301	36.8764	36.88	24 Pillay, Pradesh

STANDARD -- Overall Stage Results

NGPSA Champs Premier 2010

Printed November 28, 2010 at 18:47



Stage 8 -- Choose your Distance

PTS	TIME	HIT FACTOR	STAGE POINTS	STAGE PERCENT	COMPETITOR # Name	
43	65	40.87	1.5904	35.9786	35.98	56 Oosthuizen, Jan Carel
44	56	35.85	1.5621	35.3374	35.34	14 Bokkelkamp, Donald
45	62	40.91	1.5155	34.2845	34.28	30 Kleynhans, Jan
46	65	43.00	1.5116	34.1964	34.20	47 Ki, Terrence
47	58	43.19	1.3429	30.3795	30.38	45 Karamitos, Demis
48	34	26.31	1.2923	29.2343	29.23	27 Massella, Claudio
49	40	34.63	1.1551	26.1302	26.13	29 du Toit, Cecilia
50	29	25.32	1.1453	25.9101	25.91	25 Hubert, Montgomery
51	33	41.80	0.7895	17.8596	17.86	61 Omarjee, Mohammed

PRODUCTION -- Overall Stage Results

NGPSA Champs Premier 2010

Printed November 28, 2010 at 18:47



Stage 8 -- Choose your Distance

	PTS	TIME	HIT FACTOR	STAGE POINTS	STAGE PERCENT	COMPETITOR # Name
1	90	22.18	4.0577	100.0000	100.00	73 Wessels, Albert
2	92	24.92	3.6918	90.9827	90.98	101 van Wyk, Piet
3	80	21.77	3.6748	90.5630	90.56	8 Christie, MH
4	88	24.71	3.5613	87.7665	87.77	82 van Wyk, Charles
5	86	25.74	3.3411	82.3396	82.34	7 Smith - Prod, Malcolm
6	86	26.06	3.3001	81.3286	81.33	18 Van Wyk, Francois
7	82	24.98	3.2826	80.8985	80.90	79 Raath, Louis
8	92	28.63	3.2134	79.1928	79.19	48 Egleton, Billy
9	72	22.81	3.1565	77.7904	77.79	28 du Toit, Danie
10	75	24.49	3.0625	75.4730	75.47	17 Prinsloo, Gys
11	80	29.62	2.7009	66.5616	66.56	77 Pretorius, J.(Dok)
12	74	27.96	2.6466	65.2249	65.22	35 Lodewyks, Glenn
13	86	32.78	2.6236	64.6560	64.66	41 Myburgh, Leon
14	59	27.54	2.1423	52.7967	52.80	98 DE SOUZA, Colin
15	65	30.35	2.1417	52.7805	52.78	84 van Antwerpen, Marne
16	66	32.99	2.0006	49.3038	49.30	96 SCOTT, Fred
17	59	29.77	1.9819	48.8419	48.84	102 JONKER, Henri
18	64	32.38	1.9765	48.7105	48.71	1 Rowland, Laurence
19	69	41.63	1.6575	40.8471	40.85	62 Eulitz, Eugen
20	37	25.26	1.4648	36.0984	36.10	55 du Bruyn, Dion
21	53	36.92	1.4355	35.3780	35.38	43 van Huyssteen, Danie
22	42	30.44	1.3798	34.0035	34.00	85 Stockbridge, Roger
23	39	29.57	1.3189	32.5037	32.50	49 Rosslee, Adrian
24	31	38.91	0.7967	19.6345	19.63	21 Marnewick, Johan
25	0	40.58	0.0000	0.0000	0.00	37 van Zyl, Christo

NGPSA Champs Premier 2010

Printed November 28, 2010 at 18:47



Disqualified Shooters

<u>No.</u>	<u>Name</u>
------------	-------------

83	Fick, Eric
----	------------

87	Ridout, Chris
----	---------------