

**OPEN -- Overall Stage Results**  
**NG - Handgun League - HPSC - March**  
 Printed March 13, 2011 at 21:20




**Stage 1 -- From a Deck**

	<b>PTS</b>	<b>TIME</b>	<b>HIT FACTOR</b>	<b>STAGE POINTS</b>	<b>STAGE PERCENT</b>	<b>COMPETITOR # Name</b>
1	157	20.79	7.5517	160.0000	100.00	100 Smith, Eddie
2	155	22.10	7.0136	148.5984	92.87	96 van der Merwe, Kenny
3	158	22.86	6.9116	146.4386	91.52	16 Montgomery, Hubert
4	150	23.14	6.4823	137.3418	85.84	79 Wrogemann, Pierre
5	148	23.18	6.3848	135.2767	84.55	110 Osman, Mohammed
6	152	25.28	6.0127	127.3918	79.62	8 Belletti, Carlo
7	137	23.33	5.8723	124.4173	77.76	78 Keaney, Paul
8	155	28.65	5.4101	114.6257	71.64	1 Vaughan, Jim
9	148	27.63	5.3565	113.4895	70.93	75 Cachia, Grant
10	150	28.13	5.3324	112.9786	70.61	97 Venmore, James
11	154	28.94	5.3214	112.7449	70.47	40 Canosa, Bruno
12	159	31.02	5.1257	108.6001	67.88	5 Cohen, Joel
13	136	31.40	4.3312	91.7665	57.35	92 Meintjes, Johann
14	148	36.78	4.0239	85.2560	53.28	111 Wolf, Dirsuweit
15	151	40.43	3.7349	79.1312	49.46	64 JANSSENS, Rudy
16	146	40.58	3.5978	76.2282	47.64	44 Le Roux, John
17	149	41.94	3.5527	75.2719	47.04	17 Montgomery, Hanlie
18	129	37.30	3.4584	73.2750	45.80	52 Dirsuweit, Wolf
19	157	46.52	3.3749	71.5047	44.69	21 Solomon, Ras
20	151	45.09	3.3489	70.9531	44.35	60 Lubbinge, Jan
21	104	36.01	2.8881	61.1906	38.24	107 Van Niekerk, Koos
22	113	42.06	2.6866	56.9225	35.58	42 Tischmann, Heinz
23	112	42.53	2.6334	55.7953	34.87	65 Janssens, Rene
24	98	39.02	2.5115	53.2125	33.26	25 Levin, Dan

# STANDARD -- Overall Stage Results

## NG - Handgun League - HPSC - March

Printed March 13, 2011 at 21:20



### Stage 1 -- From a Deck

	PTS	TIME	HIT FACTOR	STAGE POINTS	STAGE PERCENT	COMPETITOR # Name
1	148	21.51	6.8805	160.0000	100.00	38 Peacock, Justin
2	154	25.23	6.1038	141.9391	88.71	39 Patzen, Heinrich
3	147	25.99	5.6560	131.5254	82.20	49 Engelbrecht, Jean
4	154	27.94	5.5118	128.1720	80.11	109 Amm, Colin
5	147	26.99	5.4465	126.6523	79.16	26 Wheeler, Johan
6	156	28.90	5.3979	125.5236	78.45	55 Pillay, Pradesh
7	148	27.73	5.3372	124.1111	77.57	91 GROVE, Corrie
8	156	30.08	5.1862	120.5995	75.37	51 van Straaten, Andre
9	153	29.52	5.1829	120.5241	75.33	11 PRINSLOO, Joggie
10	152	29.48	5.1560	119.8988	74.94	10 Jansen Van Vuuren, Abraham
11	156	30.57	5.1030	118.6664	74.17	103 van Wyk - STD, Piet
12	157	31.15	5.0401	117.2034	73.25	113 O'Donovan, Sean
13	132	26.21	5.0362	117.1131	73.20	45 Cardoso, Jose
14	156	32.05	4.8674	113.1867	70.74	7 Viljoen, Johan
15	154	31.95	4.8200	112.0853	70.05	6 Hammond, Wayne
16	152	32.88	4.6229	107.5005	67.19	70 Prinsloo STD, Gys
17	149	32.38	4.6016	107.0060	66.88	28 Buchler, Gary
18	156	34.20	4.5614	106.0711	66.29	94 du Toit - STD, Cecilia
19	153	33.72	4.5374	105.5122	65.95	77 Keaney, Janis
20	152	33.69	4.5117	104.9159	65.57	80 Karamitos, Demis
21	158	35.26	4.4810	104.2014	65.13	33 du Toit, Cecilia
22	156	35.66	4.3746	101.7283	63.58	57 van der Nest, Bernard
23	150	34.39	4.3617	101.4280	63.39	23 van Ravenswaay, Frans
24	148	33.99	4.3542	101.2533	63.28	108 Germishuisen - VIS, Mike
25	122	28.11	4.3401	100.9248	63.08	2 Smith, Malcolm
26	149	34.78	4.2841	99.6220	62.26	98 Paul, Zorn
27	129	30.22	4.2687	99.2645	62.04	22 Germishuizen, Michael
28	152	36.48	4.1667	96.8919	60.56	102 Victor, Marie
29	135	32.68	4.1310	96.0617	60.04	95 du Plooy, Eurika
30	140	35.19	3.9784	92.5140	57.82	72 Botha, Jaco
31	150	37.82	3.9662	92.2292	57.64	34 Moulder, Hennie
32	154	39.11	3.9376	91.5654	57.23	18 Zorn, Paul
33	125	33.69	3.7103	86.2795	53.92	106 Luck, Alan
34	135	37.20	3.6290	84.3897	52.74	88 Shawe, Karen
35	149	41.59	3.5826	83.3098	52.07	27 Van Druten, Ledge
36	151	42.69	3.5371	82.2526	51.41	101 Bokkelkamp, Donald
37	130	37.38	3.4778	80.8728	50.55	67 Hong, Gerald
38	104	33.03	3.1487	73.2189	45.76	71 van Wyk-STD, Francois
39	121	38.52	3.1412	73.0462	45.65	61 Botha, Willie
40	87	28.23	3.0818	71.6650	44.79	63 Labuschagne, Freddie
41	149	48.60	3.0658	71.2933	44.56	43 Kimm, Robert
42	152	50.55	3.0069	69.9232	43.70	112 O'Donovan, Sebella

# STANDARD -- Overall Stage Results

## NG - Handgun League - HPSC - March

Printed March 13, 2011 at 21:20



### Stage 1 -- From a Deck

	<b>PTS</b>	<b>TIME</b>	<b>HIT FACTOR</b>	<b>STAGE POINTS</b>	<b>STAGE PERCENT</b>	<b>COMPETITOR # Name</b>
43	156	54.61	2.8566	66.4280	41.52	66 Marshall, Mike
44	121	42.92	2.8192	65.5578	40.97	3 OBERHOLZER, Jannie
45	143	53.29	2.6834	62.4006	39.00	89 Labuschagne, Deon
46	152	56.90	2.6714	62.1198	38.82	20 Ashby, Tim
47	111	42.06	2.6391	61.3695	38.36	62 Botha, Adian
48	108	54.29	1.9893	46.2597	28.91	35 Moulder, Adriaan
49	86	49.94	1.7221	40.0450	25.03	68 Van Huyssteen, James
50	30	58.08	0.5165	12.0114	7.51	56 Kleynhans, Jan

# PRODUCTION -- Overall Stage Results

NG - Handgun League - HPSC - March


Printed March 13, 2011 at 21:20



## Stage 1 -- From a Deck

	PTS	TIME	HIT FACTOR	STAGE POINTS	STAGE PERCENT	COMPETITOR # Name
1	152	25.67	5.9213	160.0000	100.00	41 Wessels, Albert
2	154	26.31	5.8533	158.1620	98.85	74 Albert, Wessels
3	152	26.24	5.7927	156.5244	97.83	4 Christie, MH
4	150	27.35	5.4845	148.1959	92.62	30 van Wyk, Charles
5	142	27.51	5.1618	139.4762	87.17	99 Hurly, James
6	158	31.35	5.0399	136.1827	85.11	104 Grobbelaar, Geo
7	156	32.14	4.8538	131.1538	81.97	29 van Wyk, Piet
8	135	27.98	4.8249	130.3732	81.48	76 da Silva, Craig
9	146	30.52	4.7837	129.2619	80.79	32 du Toit, Danie
10	138	29.35	4.7019	127.0496	79.41	105 Looock, Paul
11	142	30.41	4.6695	126.1752	78.86	14 Barlow, Corne
12	142	30.73	4.6209	124.8614	78.04	73 Raath, Louis
13	154	33.60	4.5833	123.8465	77.40	50 Smith - Prod, Malcolm
14	133	29.55	4.5008	121.6176	76.01	15 Barlow, Dyllan
15	131	29.18	4.4894	121.3077	75.82	58 Egleton, Billy
16	150	34.00	4.4118	119.2105	74.51	84 Glover, Tommy
17	148	34.24	4.3224	116.7966	73.00	69 van Huyssteen, Danie
18	133	31.03	4.2862	115.8170	72.39	37 Van Wyk, Francois
19	135	32.23	4.1886	113.1816	70.74	36 Prinsloo, Gys
20	118	28.76	4.1029	110.8652	69.29	93 du Toit - PROD, Danie
21	152	37.56	4.0469	109.3504	68.34	81 Rosslee, Adrian
22	152	38.74	3.9236	106.0196	66.26	13 Eulitz, Eugen
23	132	33.80	3.9053	105.5260	65.95	47 Pansegrouw, Zirk
24	136	35.19	3.8647	104.4292	65.27	46 Dokter, Gerrit
25	139	36.56	3.8020	102.7332	64.21	31 Rowland, Laurence
26	131	35.20	3.7216	100.5613	62.85	24 Rampershad, Nilan
27	144	40.27	3.5759	96.6236	60.39	90 Pretorius, J.(Dok)
28	144	41.99	3.4294	92.6657	57.92	87 SCOTT, Fred
29	144	42.27	3.4067	92.0518	57.53	9 Smith, Daniel
30	117	34.62	3.3795	91.3190	57.07	12 JONKER, Henri
31	119	35.24	3.3768	91.2459	57.03	53 van Rensburg, Christo
32	100	30.06	3.3267	89.8904	56.18	85 DE SOUZA, Colin
33	152	55.92	2.7182	73.4478	45.90	82 Ferreira, Huntley
34	133	51.97	2.5592	69.1514	43.22	54 Pienaar, Lourens
35	105	48.80	2.1516	58.1396	36.34	83 Barkhuizen, Tom
36	93	43.74	2.1262	57.4522	35.91	48 van Zyl, Christo
37	127	70.64	1.7978	48.5798	30.36	86 Sweet, Wayne

**OPEN -- Overall Stage Results**  
**NG - Handgun League - HPSC - March**  
 Printed March 13, 2011 at 21:20



**Stage 2 -- Table**

	<b>PTS</b>	<b>TIME</b>	<b>HIT FACTOR</b>	<b>STAGE POINTS</b>	<b>STAGE PERCENT</b>	<b>COMPETITOR # Name</b>
1	76	9.90	7.6768	80.0000	100.00	16 Montgomery, Hubert
2	79	10.62	7.4388	77.5201	96.90	96 van der Merwe, Kenny
3	66	9.61	6.8678	71.5702	89.46	92 Meintjes, Johann
4	76	11.62	6.5404	68.1583	85.20	8 Belletti, Carlo
5	63	10.00	6.3000	65.6526	82.07	100 Smith, Eddie
6	77	12.57	6.1257	63.8362	79.80	40 Canosa, Bruno
7	77	12.74	6.0440	62.9844	78.73	1 Vaughan, Jim
8	60	10.03	5.9821	62.3393	77.92	110 Osman, Mohammed
9	72	12.35	5.8300	60.7543	75.94	5 Cohen, Joel
10	79	14.30	5.5245	57.5708	71.96	17 Montgomery, Hanlie
11	78	14.30	5.4545	56.8421	71.05	111 Wolf, Dirsuweit
12	55	10.14	5.4241	56.5244	70.66	79 Wrogemann, Pierre
13	79	14.86	5.3163	55.4013	69.25	65 Janssens, Rene
14	74	14.65	5.0512	52.6388	65.80	52 Dirsuweit, Wolf
15	74	14.70	5.0340	52.4597	65.57	64 JANSSENS, Rudy
16	74	15.14	4.8877	50.9351	63.67	97 Venmore, James
17	76	15.70	4.8408	50.4459	63.06	107 Van Niekerk, Koos
18	77	18.82	4.0914	42.6366	53.30	42 Tischmann, Heinz
19	79	19.94	3.9619	41.2870	51.61	60 Lubbinge, Jan
20	75	19.18	3.9103	40.7497	50.94	21 Solomon, Ras
21	52	13.68	3.8012	39.6122	49.52	75 Cachia, Grant
22	73	20.01	3.6482	38.0178	47.52	25 Levin, Dan
23	34	12.58	2.7027	28.1650	35.21	78 Keaney, Paul
24	72	29.67	2.4267	25.2887	31.61	44 Le Roux, John

# STANDARD -- Overall Stage Results

## NG - Handgun League - HPSC - March

Printed March 13, 2011 at 21:20



### Stage 2 -- Table

	PTS	TIME	HIT FACTOR	STAGE POINTS	STAGE PERCENT	COMPETITOR # Name
1	79	11.42	6.9177	80.0000	100.00	49 Engelbrecht, Jean
2	63	9.26	6.8035	78.6790	98.35	38 Peacock, Justin
3	75	11.22	6.6845	77.3032	96.63	45 Cardosa, Jose
4	78	12.17	6.4092	74.1196	92.65	39 Patzen, Heinrich
5	78	12.69	6.1466	71.0824	88.85	113 O'Donovan, Sean
6	73	12.49	5.8447	67.5911	84.49	26 Wheeler, Johan
7	75	13.23	5.6689	65.5587	81.95	28 Buchler, Gary
8	65	11.58	5.6131	64.9133	81.14	109 Amm, Colin
9	76	13.71	5.5434	64.1069	80.13	22 Germishuizen, Michael
10	77	13.95	5.5197	63.8330	79.79	6 Hammond, Wayne
11	77	14.26	5.3997	62.4454	78.06	11 PRINSLOO, Joggie
12	64	11.86	5.3963	62.4057	78.01	63 Labuschagne, Freddie
13	77	14.35	5.3659	62.0537	77.57	51 van Straaten, Andre
14	76	14.26	5.3296	61.6344	77.04	98 Paul, Zorn
15	74	14.03	5.2744	60.9962	76.25	2 Smith, Malcolm
16	78	15.64	4.9872	57.6749	72.09	94 du Toit - STD, Cecilia
17	61	12.45	4.8996	56.6617	70.83	55 Pillay, Pradesh
18	74	15.42	4.7990	55.4979	69.37	33 du Toit, Cecilia
19	74	15.49	4.7773	55.2471	69.06	91 GROVE, Corrie
20	74	15.57	4.7527	54.9632	68.70	7 Viljoen, Johan
21	63	13.27	4.7476	54.9033	68.63	10 Jansen Van Vuuren, Abraham
22	74	15.75	4.6984	54.3351	67.92	95 du Plooy, Eurika
23	63	13.57	4.6426	53.6895	67.11	80 Karamitos, Demis
24	78	16.82	4.6373	53.6287	67.04	70 Prinsloo STD, Gys
25	76	16.95	4.4838	51.8529	64.82	34 Moulder, Hennie
26	63	14.34	4.3933	50.8066	63.51	18 Zorn, Paul
27	70	16.33	4.2866	49.5725	61.97	103 van Wyk - STD, Piet
28	79	19.57	4.0368	46.6837	58.35	88 Shawe, Karen
29	76	19.54	3.8895	44.9799	56.22	101 Bokkelkamp, Donald
30	74	19.44	3.8066	44.0215	55.03	61 Botha, Willie
31	72	19.07	3.7756	43.6627	54.58	72 Botha, Jaco
32	79	21.98	3.5942	41.5651	51.96	66 Marshall, Mike
33	72	20.06	3.5892	41.5079	51.88	77 Keaney, Janis
34	60	17.05	3.5191	40.6964	50.87	108 Germishuisen - VIS, Mike
35	51	15.30	3.3333	38.5485	48.19	102 Victor, Marie
36	77	23.39	3.2920	38.0706	47.59	27 Van Druten, Ledge
37	57	17.49	3.2590	37.6889	47.11	106 Luck, Alan
38	70	21.56	3.2468	37.5473	46.93	3 OBERHOLZER, Jannie
39	76	23.83	3.1893	36.8823	46.10	23 van Ravenswaay, Frans
40	64	20.79	3.0784	35.6004	44.50	112 O'Donovan, Sebella
41	76	25.00	3.0400	35.1563	43.95	71 van Wyk-STD, Francois
42	76	25.73	2.9538	34.1588	42.70	89 Labuschagne, Deon

# STANDARD -- Overall Stage Results

## NG - Handgun League - HPSC - March

Printed March 13, 2011 at 21:20



### Stage 2 -- Table

	<b>PTS</b>	<b>TIME</b>	<b>HIT FACTOR</b>	<b>STAGE POINTS</b>	<b>STAGE PERCENT</b>	<b>COMPETITOR # Name</b>
43	54	18.41	2.9332	33.9210	42.40	67 Hong, Gerald
44	63	21.81	2.8886	33.4052	41.76	43 Kimm, Robert
45	72	25.27	2.8492	32.9501	41.19	35 Moulder, Adriaan
46	68	24.21	2.8088	32.4820	40.60	68 Van Huyssteen, James
47	78	32.39	2.4082	27.8492	34.81	20 Ashby, Tim
48	72	36.46	1.9748	22.8373	28.55	56 Kleynhans, Jan
49	53	31.98	1.6573	19.1658	23.96	62 Botha, Adian
50	0	9.49	0.0000	0.0000	0.00	57 van der Nest, Bernard

# PRODUCTION -- Overall Stage Results

NG - Handgun League - HPSC - March

Printed March 13, 2011 at 21:20




## Stage 2 -- Table

	PTS	TIME	HIT FACTOR	STAGE POINTS	STAGE PERCENT	COMPETITOR # Name
1	78	12.37	6.3056	80.0000	100.00	74 Albert, Wessels
2	76	13.41	5.6674	71.9035	89.88	41 Wessels, Albert
3	78	13.93	5.5994	71.0409	88.80	36 Prinsloo, Gys
4	80	14.51	5.5134	69.9500	87.44	93 du Toit - PROD, Danie
5	78	14.40	5.4167	68.7222	85.90	105 Loock, Paul
6	72	13.39	5.3771	68.2208	85.28	4 Christie, MH
7	74	14.21	5.2076	66.0698	82.59	32 du Toit, Danie
8	78	15.46	5.0453	64.0103	80.01	14 Barlow, Corne
9	70	13.89	5.0396	63.9383	79.92	46 Dokter, Gerrit
10	78	15.74	4.9555	62.8717	78.59	99 Hurly, James
11	68	13.76	4.9419	62.6983	78.37	47 Pansegrouw, Zirk
12	68	14.10	4.8227	61.1864	76.48	50 Smith - Prod, Malcolm
13	74	15.65	4.7284	59.9905	74.99	58 Egleton, Billy
14	72	15.28	4.7120	59.7825	74.73	15 Barlow, Dyllan
15	70	14.89	4.7011	59.6442	74.56	73 Raath, Louis
16	78	17.40	4.4828	56.8736	71.09	37 Van Wyk, Francois
17	72	16.14	4.4610	56.5971	70.75	104 Grobbelaar, Geo
18	74	16.74	4.4205	56.0843	70.11	81 Rosslee, Adrian
19	74	17.16	4.3124	54.7116	68.39	85 DE SOUZA, Colin
20	74	18.31	4.0415	51.2753	64.09	29 van Wyk, Piet
21	74	19.36	3.8223	48.4944	60.62	31 Rowland, Laurence
22	49	13.43	3.6485	46.2898	57.86	69 van Huyssteen, Danie
23	55	15.54	3.5393	44.9031	56.13	76 da Silva, Craig
24	59	17.71	3.3315	42.2667	52.83	84 Glover, Tommy
25	59	17.72	3.3296	42.2429	52.80	90 Pretorius, J.(Dok)
26	70	21.45	3.2634	41.4034	51.75	9 Smith, Daniel
27	68	21.57	3.1525	39.9967	50.00	53 van Rensburg, Christo
28	46	15.33	3.0007	38.0698	47.59	12 JONKER, Henri
29	51	17.42	2.9277	37.1439	46.43	13 Eulitz, Eugen
30	63	22.01	2.8623	36.3150	45.39	83 Barkhuizen, Tom
31	34	12.31	2.7620	35.0418	43.80	30 van Wyk, Charles
32	57	21.97	2.5944	32.9162	41.15	48 van Zyl, Christo
33	61	29.45	2.0713	26.2790	32.85	82 Ferreira, Huntley
34	38	19.79	1.9202	24.3614	30.45	87 SCOTT, Fred
35	44	23.37	1.8828	23.8869	29.86	54 Pienaar, Lourens
36	63	35.59	1.7702	22.4583	28.07	86 Sweet, Wayne
37	25	14.96	1.6711	21.2018	26.50	24 Rampershad, Nilan



**OPEN -- Overall Stage Results**  
**NG - Handgun League - HPSC - March**  
 Printed March 13, 2011 at 21:20




**Stage 3 -- Many Ways**

	<b>PTS</b>	<b>TIME</b>	<b>HIT FACTOR</b>	<b>STAGE POINTS</b>	<b>STAGE PERCENT</b>	<b>COMPETITOR # Name</b>
1	113	14.81	7.6300	120.0000	100.00	100 Smith, Eddie
2	115	15.47	7.4337	116.9137	97.43	16 Montgomery, Hubert
3	114	16.64	6.8510	107.7480	89.79	96 van der Merwe, Kenny
4	116	17.39	6.6705	104.9099	87.42	5 Cohen, Joel
5	112	16.89	6.6311	104.2909	86.91	8 Belletti, Carlo
6	107	19.15	5.5875	87.8765	73.23	40 Canosa, Bruno
7	103	18.49	5.5706	87.6109	73.01	79 Wrogemann, Pierre
8	115	21.34	5.3889	84.7542	70.63	64 JANSSENS, Rudy
9	98	18.75	5.2267	82.2021	68.50	78 Keaney, Paul
10	116	22.20	5.2252	82.1794	68.48	17 Montgomery, Hanlie
11	116	22.83	5.0810	79.9116	66.59	1 Vaughan, Jim
12	117	23.55	4.9682	78.1363	65.11	65 Janssens, Rene
13	117	25.35	4.6154	72.5882	60.49	75 Cachia, Grant
14	99	21.76	4.5496	71.5540	59.63	110 Osman, Mohammed
15	83	18.77	4.4219	69.5459	57.95	92 Meintjes, Johann
16	92	21.31	4.3172	67.8988	56.58	97 Venmore, James
17	112	26.53	4.2216	66.3955	55.33	42 Tischmann, Heinz
18	110	26.14	4.2081	66.1828	55.15	111 Wolf, Dirsuweit
19	114	27.23	4.1866	65.8438	54.87	52 Dirsuweit, Wolf
20	99	24.93	3.9711	62.4555	52.05	25 Levin, Dan
21	93	24.04	3.8686	60.8424	50.70	107 Van Niekerk, Koos
22	112	32.98	3.3960	53.4103	44.51	60 Lubbinge, Jan
23	110	33.59	3.2748	51.5039	42.92	21 Solomon, Ras
24	84	26.90	3.1227	49.1117	40.93	44 Le Roux, John

# STANDARD -- Overall Stage Results

## NG - Handgun League - HPSC - March

Printed March 13, 2011 at 21:20



### Stage 3 -- Many Ways

	PTS	TIME	HIT FACTOR	STAGE POINTS	STAGE PERCENT	COMPETITOR # Name
1	111	16.90	6.5680	120.0000	100.00	38 Peacock, Justin
2	115	18.45	6.2331	113.8797	94.90	39 Patzen, Heinrich
3	117	19.60	5.9694	109.0623	90.89	55 Pillay, Pradesh
4	113	19.78	5.7128	104.3751	86.98	109 Amm, Colin
5	98	17.71	5.5336	101.1003	84.25	49 Engelbrecht, Jean
6	116	21.01	5.5212	100.8735	84.06	51 van Straaten, Andre
7	92	17.04	5.3991	98.6423	82.20	45 Cardosa, Jose
8	116	21.88	5.3016	96.8625	80.72	70 Prinsloo STD, Gys
9	114	22.16	5.1444	93.9897	78.32	11 PRINSLOO, Joggie
10	108	21.14	5.1088	93.3391	77.78	91 GROVE, Corrie
11	92	18.84	4.8832	89.2179	74.35	2 Smith, Malcolm
12	114	23.63	4.8244	88.1426	73.45	77 Keaney, Janis
13	114	24.02	4.7460	86.7115	72.26	113 O'Donovan, Sean
14	106	22.52	4.7069	85.9968	71.66	95 du Plooy, Eurika
15	93	20.06	4.6361	84.7026	70.59	28 Buchler, Gary
16	97	21.38	4.5370	82.8913	69.08	71 van Wyk-STD, Francois
17	114	25.96	4.3914	80.2315	66.86	7 Viljoen, Johan
18	110	25.07	4.3877	80.1647	66.80	34 Moulder, Hennie
19	114	26.32	4.3313	79.1341	65.95	57 van der Nest, Bernard
20	113	26.27	4.3015	78.5893	65.49	112 O'Donovan, Sebella
21	97	22.84	4.2469	77.5927	64.66	22 Germishuizen, Michael
22	96	22.73	4.2235	77.1644	64.30	10 Jansen Van Vuuren, Abraham
23	96	22.92	4.1885	76.5247	63.77	6 Hammond, Wayne
24	110	26.96	4.0801	74.5449	62.12	88 Shawe, Karen
25	109	26.79	4.0687	74.3359	61.95	23 van Ravenswaay, Frans
26	80	19.76	4.0486	73.9687	61.64	26 Wheeler, Johan
27	116	28.85	4.0208	73.4611	61.22	33 du Toit, Cecilia
28	108	26.93	4.0104	73.2710	61.06	102 Victor, Marie
29	115	29.26	3.9303	71.8073	59.84	94 du Toit - STD, Cecilia
30	83	22.40	3.7054	67.6979	56.41	108 Germishuisen - VIS, Mike
31	106	29.03	3.6514	66.7120	55.59	68 Van Huyssteen, James
32	88	24.26	3.6274	66.2730	55.23	63 Labuschagne, Freddie
33	102	28.48	3.5815	65.4343	54.53	61 Botha, Willie
34	113	32.60	3.4663	63.3295	52.77	27 Van Druten, Ledge
35	80	23.42	3.4159	62.4091	52.01	18 Zorn, Paul
36	101	29.94	3.3734	61.6332	51.36	103 van Wyk - STD, Piet
37	108	32.67	3.3058	60.3976	50.33	72 Botha, Jaco
38	99	30.43	3.2534	59.4399	49.53	101 Bokkelkamp, Donald
39	91	29.89	3.0445	55.6238	46.35	67 Hong, Gerald
40	75	26.88	2.7902	50.9773	42.48	98 Paul, Zorn
41	91	36.45	2.4966	45.6130	38.01	62 Botha, Adian
42	93	37.41	2.4860	45.4193	37.85	66 Marshall, Mike

# STANDARD -- Overall Stage Results

## NG - Handgun League - HPSC - March

Printed March 13, 2011 at 21:20



### Stage 3 -- Many Ways

	<b>PTS</b>	<b>TIME</b>	<b>HIT FACTOR</b>	<b>STAGE POINTS</b>	<b>STAGE PERCENT</b>	<b>COMPETITOR # Name</b>
43	101	40.80	2.4755	45.2279	37.69	89 Labuschagne, Deon
44	68	28.59	2.3785	43.4550	36.21	106 Luck, Alan
45	60	25.88	2.3184	42.3577	35.30	80 Karamitos, Demis
46	63	27.80	2.2662	41.4038	34.50	3 OBERHOLZER, Jannie
47	98	43.41	2.2575	41.2459	34.37	20 Ashby, Tim
48	110	49.37	2.2281	40.7075	33.92	35 Moulder, Adriaan
49	79	42.54	1.8571	33.9293	28.27	56 Kleynhans, Jan
50	45	33.77	1.3325	24.3459	20.29	43 Kimm, Robert

# PRODUCTION -- Overall Stage Results

NG - Handgun League - HPSC - March


Printed March 13, 2011 at 21:20



## Stage 3 -- Many Ways

	PTS	TIME	HIT FACTOR	STAGE POINTS	STAGE PERCENT	COMPETITOR # Name
1	120	18.41	6.5182	120.0000	100.00	74 Albert, Wessels
2	112	18.01	6.2188	114.4875	95.41	41 Wessels, Albert
3	114	20.10	5.6716	104.4149	87.01	32 du Toit, Danie
4	108	21.03	5.1355	94.5449	78.79	47 Pansegrouw, Zirk
5	116	22.60	5.1327	94.4938	78.74	50 Smith - Prod, Malcolm
6	112	22.41	4.9978	92.0089	76.67	104 Grobbelaar, Geo
7	91	18.55	4.9057	90.3132	75.26	4 Christie, MH
8	116	23.73	4.8883	89.9941	75.00	58 Egleton, Billy
9	114	23.34	4.8843	89.9203	74.93	14 Barlow, Corne
10	106	21.79	4.8646	89.5576	74.63	76 da Silva, Craig
11	102	21.11	4.8318	88.9541	74.13	73 Raath, Louis
12	102	21.79	4.6810	86.1781	71.82	99 Hurly, James
13	106	22.82	4.6450	85.5153	71.26	15 Barlow, Dyllan
14	110	23.93	4.5967	84.6260	70.52	93 du Toit - PROD, Danie
15	91	20.77	4.3813	80.6601	67.22	53 van Rensburg, Christo
16	100	23.90	4.1841	77.0293	64.19	37 Van Wyk, Francois
17	83	19.85	4.1814	76.9788	64.15	46 Dokter, Gerrit
18	114	27.32	4.1728	76.8206	64.02	84 Glover, Tommy
19	93	22.46	4.1407	76.2302	63.53	29 van Wyk, Piet
20	104	25.49	4.0800	75.1134	62.59	81 Rosslee, Adrian
21	99	24.63	4.0195	73.9988	61.67	24 Rampershad, Nilan
22	82	20.56	3.9883	73.4251	61.19	36 Prinsloo, Gys
23	116	29.35	3.9523	72.7618	60.63	31 Rowland, Laurence
24	89	23.03	3.8645	71.1459	59.29	30 van Wyk, Charles
25	104	27.07	3.8419	70.7292	58.94	85 DE SOUZA, Colin
26	92	24.03	3.8285	70.4836	58.74	9 Smith, Daniel
27	82	21.46	3.8211	70.3458	58.62	105 Loock, Paul
28	96	25.36	3.7855	69.6908	58.08	12 JONKER, Henri
29	87	25.32	3.4360	63.2571	52.71	69 van Huyssteen, Danie
30	104	30.66	3.3920	62.4475	52.04	48 van Zyl, Christo
31	99	29.79	3.3233	61.1813	50.98	87 SCOTT, Fred
32	89	28.46	3.1272	57.5717	47.98	13 Eulitz, Eugen
33	95	33.98	2.7958	51.4700	42.89	90 Pretorius, J.(Dok)
34	78	29.90	2.6087	48.0261	40.02	54 Pienaar, Lourens
35	72	30.73	2.3430	43.1344	35.95	83 Barkhuizen, Tom
36	84	42.97	1.9549	35.9888	29.99	86 Sweet, Wayne
37	72	42.64	1.6886	31.0863	25.91	82 Ferreira, Huntley

**OPEN -- Overall Stage Results**  
**NG - Handgun League - HPSC - March**  
 Printed March 13, 2011 at 21:20



**Stage 4 -- Platform**

	<b>PTS</b>	<b>TIME</b>	<b>HIT FACTOR</b>	<b>STAGE POINTS</b>	<b>STAGE PERCENT</b>	<b>COMPETITOR # Name</b>
1	41	4.99	8.2164	45.0000	100.00	79 Wrogemann, Pierre
2	41	5.06	8.1028	44.3775	98.62	16 Montgomery, Hubert
3	40	5.03	7.9523	43.5533	96.79	8 Belletti, Carlo
4	42	5.39	7.7922	42.6766	94.84	96 van der Merwe, Kenny
5	41	5.91	6.9374	37.9949	84.43	78 Keaney, Paul
6	39	5.82	6.7010	36.7004	81.56	110 Osman, Mohammed
7	41	6.19	6.6236	36.2763	80.61	75 Cachia, Grant
8	41	6.33	6.4771	35.4739	78.83	97 Venmore, James
9	27	4.28	6.3084	34.5501	76.78	100 Smith, Eddie
10	36	6.25	5.7600	31.5465	70.10	40 Canosa, Bruno
11	42	7.67	5.4759	29.9905	66.65	17 Montgomery, Hanlie
12	39	7.30	5.3425	29.2598	65.02	64 JANSSENS, Rudy
13	38	7.41	5.1282	28.0863	62.41	107 Van Niekerk, Koos
14	38	7.71	4.9287	26.9935	59.99	1 Vaughan, Jim
15	38	8.64	4.3981	24.0879	53.53	92 Meintjes, Johann
16	42	10.60	3.9623	21.7006	48.22	65 Janssens, Rene
17	40	10.18	3.9293	21.5200	47.82	52 Dirsuweit, Wolf
18	38	11.10	3.4234	18.7495	41.67	42 Tischmann, Heinz
19	39	12.74	3.0612	16.7658	37.26	60 Lubbinge, Jan
20	39	12.79	3.0493	16.7003	37.11	21 Solomon, Ras
21	42	13.82	3.0391	16.6445	36.99	5 Cohen, Joel
22	26	9.86	2.6369	14.4419	32.09	111 Wolf, Dirsuweit
23	27	10.33	2.6137	14.3150	31.81	25 Levin, Dan
24	40	22.48	1.7794	9.7452	21.66	44 Le Roux, John

# STANDARD -- Overall Stage Results

## NG - Handgun League - HPSC - March

Printed March 13, 2011 at 21:20




### Stage 4 -- Platform

	PTS	TIME	HIT FACTOR	STAGE POINTS	STAGE PERCENT	COMPETITOR # Name
1	44	6.08	7.2368	45.0000	100.00	38 Peacock, Justin
2	43	6.08	7.0724	43.9773	97.73	10 Jansen Van Vuuren, Abraham
3	43	6.63	6.4857	40.3291	89.62	43 Kimm, Robert
4	43	7.40	5.8108	36.1327	80.29	26 Wheeler, Johan
5	42	7.56	5.5556	34.5455	76.77	108 Germishuisen - VIS, Mike
6	41	7.45	5.5034	34.2209	76.05	71 van Wyk-STD, Francois
7	41	7.50	5.4667	33.9927	75.54	6 Hammond, Wayne
8	42	7.89	5.3232	33.1006	73.56	49 Engelbrecht, Jean
9	37	6.99	5.2933	32.9146	73.14	109 Amm, Colin
10	41	8.04	5.0995	31.7096	70.47	28 Buchler, Gary
11	42	8.33	5.0420	31.3522	69.67	113 O'Donovan, Sean
12	43	8.64	4.9769	30.9470	68.77	39 Patzen, Heinrich
13	41	8.37	4.8984	30.4594	67.69	11 PRINSLOO, Joggie
14	41	8.40	4.8810	30.3506	67.45	95 du Plooy, Eurika
15	41	8.41	4.8751	30.3146	67.37	23 van Ravenswaay, Frans
16	34	7.16	4.7486	29.5277	65.62	63 Labuschagne, Freddie
17	39	8.34	4.6763	29.0778	64.62	51 van Straaten, Andre
18	39	8.73	4.4674	27.7788	61.73	72 Botha, Jaco
19	37	8.34	4.4365	27.5867	61.30	70 Prinsloo STD, Gys
20	42	9.54	4.4025	27.3756	60.83	22 Germishuizen, Michael
21	45	10.24	4.3945	27.3260	60.72	7 Viljoen, Johan
22	38	8.80	4.3182	26.8512	59.67	45 Cardosa, Jose
23	35	8.15	4.2945	26.7038	59.34	91 GROVE, Corrie
24	39	9.41	4.1445	25.7714	57.27	33 du Toit, Cecilia
25	42	10.31	4.0737	25.3311	56.29	94 du Toit - STD, Cecilia
26	41	10.73	3.8211	23.7601	52.80	106 Luck, Alan
27	37	9.74	3.7988	23.6214	52.49	102 Victor, Marie
28	40	10.55	3.7915	23.5760	52.39	112 O'Donovan, Sebella
29	39	10.41	3.7464	23.2958	51.77	3 OBERHOLZER, Jannie
30	41	11.57	3.5436	22.0350	48.97	34 Moulder, Hennie
31	27	8.18	3.3007	20.5246	45.61	55 Pillay, Pradesh
32	29	8.92	3.2511	20.2161	44.92	77 Keaney, Janis
33	41	12.90	3.1783	19.7632	43.92	66 Marshall, Mike
34	26	10.40	2.5000	15.5455	34.55	61 Botha, Willie
35	29	11.62	2.4957	15.5187	34.49	57 van der Nest, Bernard
36	43	18.26	2.3549	14.6430	32.54	35 Moulder, Adriaan
37	23	10.16	2.2638	14.0766	31.28	67 Hong, Gerald
38	18	8.04	2.2388	13.9213	30.94	103 van Wyk - STD, Piet
39	39	17.73	2.1997	13.6779	30.40	68 Van Huyssteen, James
40	28	13.13	2.1325	13.2604	29.47	88 Shawe, Karen
41	22	10.45	2.1053	13.0909	29.09	18 Zorn, Paul
42	23	12.52	1.8371	11.4232	25.38	89 Labuschagne, Deon

# STANDARD -- Overall Stage Results

## NG - Handgun League - HPSC - March

Printed March 13, 2011 at 21:20



### Stage 4 -- Platform

	<b>PTS</b>	<b>TIME</b>	<b>HIT FACTOR</b>	<b>STAGE POINTS</b>	<b>STAGE PERCENT</b>	<b>COMPETITOR # Name</b>
43	13	8.15	1.5951	9.9186	22.04	2 Smith, Malcolm
44	14	12.84	1.0903	6.7799	15.07	80 Karamitos, Demis
45	10	11.03	0.9066	5.6375	12.53	98 Paul, Zorn
46	9	11.23	0.8014	4.9834	11.07	101 Bokkelkamp, Donald
47	12	15.78	0.7605	4.7287	10.51	62 Botha, Adian
48	0	15.49	0.0000	0.0000	0.00	56 Kleynhans, Jan
49	0	21.77	0.0000	0.0000	0.00	20 Ashby, Tim
50	0	9.46	0.0000	0.0000	0.00	27 Van Druten, Ledge

# PRODUCTION -- Overall Stage Results

NG - Handgun League - HPSC - March

Printed March 13, 2011 at 21:20



## Stage 4 -- Platform

	PTS	TIME	HIT FACTOR	STAGE POINTS	STAGE PERCENT	COMPETITOR # Name
1	45	5.36	8.3955	45.0000	100.00	4 Christie, MH
2	39	6.92	5.6358	30.2081	67.13	47 Pansegrouw, Zirk
3	39	7.30	5.3425	28.6356	63.63	50 Smith - Prod, Malcolm
4	33	6.69	4.9327	26.4395	58.75	41 Wessels, Albert
5	43	8.86	4.8533	26.0135	57.81	36 Prinsloo, Gys
6	41	8.79	4.6644	25.0011	55.56	58 Egleton, Billy
7	39	8.67	4.4983	24.1107	53.58	81 Rosslee, Adrian
8	39	8.80	4.4318	23.7545	52.79	76 da Silva, Craig
9	37	8.35	4.4311	23.7509	52.78	9 Smith, Daniel
10	39	9.07	4.2999	23.0474	51.22	24 Rampershad, Nilan
11	37	9.14	4.0481	21.6980	48.22	29 van Wyk, Piet
12	39	10.39	3.7536	20.1193	44.71	84 Glover, Tommy
13	41	10.97	3.7375	20.0328	44.52	87 SCOTT, Fred
14	33	9.79	3.3708	18.0674	40.15	104 Grobbelaar, Geo
15	33	10.93	3.0192	16.1830	35.96	85 DE SOUZA, Colin
16	43	14.81	2.9034	15.5625	34.58	30 van Wyk, Charles
17	20	7.36	2.7174	14.5652	32.37	14 Barlow, Corne
18	33	12.24	2.6961	14.4510	32.11	48 van Zyl, Christo
19	35	13.37	2.6178	14.0314	31.18	93 du Toit - PROD, Danie
20	20	8.08	2.4752	13.2673	29.48	53 van Rensburg, Christo
21	28	11.47	2.4412	13.0846	29.08	83 Barkhuizen, Tom
22	20	8.58	2.3310	12.4942	27.76	99 Hurly, James
23	22	9.73	2.2610	12.1192	26.93	37 Van Wyk, Francois
24	18	8.05	2.2360	11.9851	26.63	73 Raath, Louis
25	16	7.27	2.2008	11.7964	26.21	12 JONKER, Henri
26	24	11.20	2.1429	11.4857	25.52	69 van Huyssteen, Danie
27	18	8.80	2.0455	10.9636	24.36	54 Pienaar, Lourens
28	20	10.51	1.9029	10.1998	22.67	13 Eulitz, Eugen
29	24	14.26	1.6830	9.0210	20.05	31 Rowland, Laurence
30	13	7.75	1.6774	8.9910	19.98	105 Loock, Paul
31	14	8.70	1.6092	8.6253	19.17	15 Barlow, Dyllan
32	18	12.90	1.3953	7.4791	16.62	90 Pretorius, J.(Dok)
33	20	14.66	1.3643	7.3124	16.25	82 Ferreira, Huntley
34	10	7.41	1.3495	7.2335	16.07	32 du Toit, Danie
35	7	6.24	1.1218	6.0128	13.36	46 Dokter, Gerrit
36	7	6.53	1.0720	5.7458	12.77	74 Albert, Wessels
37	0	15.33	0.0000	0.0000	0.00	86 Sweet, Wayne



**OPEN -- Overall Stage Results**  
**NG - Handgun League - HPSC - March**

Printed March 13, 2011 at 21:20




**Stage 5 -- House**

	<b>PTS</b>	<b>TIME</b>	<b>HIT FACTOR</b>	<b>STAGE POINTS</b>	<b>STAGE PERCENT</b>	<b>COMPETITOR # Name</b>
1	38	4.48	8.4821	45.0000	100.00	16 Montgomery, Hubert
2	40	5.21	7.6775	40.7314	90.51	100 Smith, Eddie
3	43	5.84	7.3630	39.0627	86.81	96 van der Merwe, Kenny
4	41	5.58	7.3477	38.9813	86.63	92 Meintjes, Johann
5	41	5.75	7.1304	37.8288	84.06	97 Venmore, James
6	38	5.61	6.7736	35.9358	79.86	5 Cohen, Joel
7	34	5.40	6.2963	33.4035	74.23	75 Cachia, Grant
8	36	5.95	6.0504	32.0991	71.33	79 Wrogemann, Pierre
9	35	6.13	5.7096	30.2911	67.31	110 Osman, Mohammed
10	41	7.58	5.4090	28.6960	63.77	17 Montgomery, Hanlie
11	35	6.69	5.2317	27.7555	61.68	64 JANSSENS, Rudy
12	29	5.76	5.0347	26.7105	59.36	1 Vaughan, Jim
13	28	5.65	4.9558	26.2916	58.43	40 Canosa, Bruno
14	30	6.22	4.8232	25.5881	56.86	78 Keaney, Paul
15	35	7.42	4.7170	25.0248	55.61	111 Wolf, Dirsuweit
16	36	7.95	4.5283	24.0238	53.39	52 Dirsuweit, Wolf
17	34	8.49	4.0047	21.2460	47.21	65 Janssens, Rene
18	41	10.50	3.9048	20.7158	46.04	25 Levin, Dan
19	36	10.02	3.5928	19.0608	42.36	44 Le Roux, John
20	38	12.47	3.0473	16.1668	35.93	60 Lubbinge, Jan
21	34	15.01	2.2652	12.0173	26.71	42 Tischmann, Heinz
22	22	9.83	2.2380	11.8734	26.39	107 Van Niekerk, Koos
23	9	5.99	1.5025	7.9712	17.71	8 Belletti, Carlo
24	20	13.84	1.4451	7.6666	17.04	21 Solomon, Ras

# STANDARD -- Overall Stage Results

## NG - Handgun League - HPSC - March

Printed March 13, 2011 at 21:20



### Stage 5 -- House

	PTS	TIME	HIT FACTOR	STAGE POINTS	STAGE PERCENT	COMPETITOR # Name
1	40	6.26	6.3898	45.0000	100.00	39 Patzen, Heinrich
2	39	6.48	6.0185	42.3854	94.19	38 Peacock, Justin
3	41	7.78	5.2699	37.1134	82.47	77 Keaney, Janis
4	39	7.89	4.9430	34.8108	77.36	11 PRINSLOO, Joggie
5	35	7.33	4.7749	33.6272	74.73	26 Wheeler, Johan
6	42	9.01	4.6615	32.8285	72.95	2 Smith, Malcolm
7	38	8.50	4.4706	31.4841	69.96	10 Jansen Van Vuuren, Abraham
8	41	9.35	4.3850	30.8816	68.63	6 Hammond, Wayne
9	27	6.54	4.1284	29.0745	64.61	103 van Wyk - STD, Piet
10	26	6.52	3.9877	28.0836	62.41	49 Engelbrecht, Jean
11	39	9.93	3.9275	27.6594	61.47	113 O'Donovan, Sean
12	38	9.91	3.8345	27.0045	60.01	57 van der Nest, Bernard
13	33	8.76	3.7671	26.5300	58.96	70 Prinsloo STD, Gys
14	34	9.20	3.6957	26.0266	57.84	23 van Ravenswaay, Frans
15	43	11.76	3.6565	25.7506	57.22	94 du Toit - STD, Cecilia
16	25	6.99	3.5765	25.1878	55.97	109 Amm, Colin
17	36	10.14	3.5503	25.0030	55.56	28 Buchler, Gary
18	40	11.53	3.4692	24.4319	54.29	33 du Toit, Cecilia
19	29	8.40	3.4524	24.3134	54.03	95 du Plooy, Eurika
20	33	9.99	3.3033	23.2635	51.70	7 Viljoen, Johan
21	25	7.84	3.1888	22.4570	49.90	51 van Straaten, Andre
22	26	8.44	3.0806	21.6949	48.21	80 Karamitos, Demis
23	27	8.82	3.0612	21.5587	47.91	34 Moulder, Hennie
24	32	10.71	2.9879	21.0420	46.76	55 Pillay, Pradesh
25	29	9.95	2.9146	20.5259	45.61	91 GROVE, Corrie
26	39	13.88	2.8098	19.7880	43.97	101 Bokkelkamp, Donald
27	25	9.27	2.6969	18.9927	42.21	112 O'Donovan, Sebella
28	25	9.88	2.5304	17.8201	39.60	18 Zorn, Paul
29	24	9.65	2.4870	17.5150	38.92	67 Hong, Gerald
30	22	9.18	2.3965	16.8775	37.51	98 Paul, Zorn
31	27	11.44	2.3601	16.6213	36.94	106 Luck, Alan
32	31	13.80	2.2464	15.8201	35.16	27 Van Druten, Ledge
33	34	16.99	2.0012	14.0933	31.32	89 Labuschagne, Deon
34	35	17.84	1.9619	13.8166	30.70	43 Kimm, Robert
35	16	8.66	1.8476	13.0115	28.91	3 OBERHOLZER, Jannie
36	18	10.14	1.7751	12.5015	27.78	88 Shawe, Karen
37	21	12.31	1.7059	12.0140	26.70	72 Botha, Jaco
38	16	10.42	1.5355	10.8138	24.03	102 Victor, Marie
39	9	6.01	1.4975	10.5462	23.44	63 Labuschagne, Freddie
40	29	19.42	1.4933	10.5166	23.37	62 Botha, Adian
41	9	6.29	1.4308	10.0767	22.39	45 Cardosa, Jose
42	16	12.57	1.2729	8.9642	19.92	68 Van Huyssteen, James

# STANDARD -- Overall Stage Results

NG - Handgun League - HPSC - March

Printed March 13, 2011 at 21:20



## Stage 5 -- House

PTS	TIME	HIT FACTOR	STAGE POINTS	STAGE PERCENT	COMPETITOR # Name	
43	23	23.10	0.9957	7.0120	15.58	20 Ashby, Tim
44	9	11.10	0.8108	5.7101	12.69	66 Marshall, Mike
45	5	7.46	0.6702	4.7202	10.49	22 Germishuizen, Michael
46	4	7.58	0.5277	3.7164	8.26	108 Germishuisen - VIS, Mike
47	7	20.09	0.3484	2.4538	5.45	35 Moulder, Adriaan
48	1	8.46	0.1182	0.8324	1.85	71 van Wyk-STD, Francois
49	0	17.32	0.0000	0.0000	0.00	56 Kleynhans, Jan
50	0	10.50	0.0000	0.0000	0.00	61 Botha, Willie

# PRODUCTION -- Overall Stage Results

NG - Handgun League - HPSC - March

Printed March 13, 2011 at 21:20



## Stage 5 -- House

	PTS	TIME	HIT FACTOR	STAGE POINTS	STAGE PERCENT	COMPETITOR # Name
1	35	6.95	5.0360	45.0000	100.00	74 Albert, Wessels
2	35	7.09	4.9365	44.1114	98.03	41 Wessels, Albert
3	39	8.29	4.7045	42.0377	93.42	81 Rosslee, Adrian
4	27	7.15	3.7762	33.7433	74.99	36 Prinsloo, Gys
5	31	8.53	3.6342	32.4745	72.17	99 Hurly, James
6	29	8.19	3.5409	31.6405	70.31	14 Barlow, Corne
7	33	9.54	3.4591	30.9097	68.69	24 Rampershad, Nilan
8	31	9.29	3.3369	29.8178	66.26	9 Smith, Daniel
9	33	10.11	3.2641	29.1670	64.82	29 van Wyk, Piet
10	35	10.81	3.2377	28.9315	64.29	104 Grobbelaar, Geo
11	26	8.71	2.9851	26.6738	59.28	58 Egleton, Billy
12	35	12.00	2.9167	26.0625	57.92	31 Rowland, Laurence
13	33	11.44	2.8846	25.7761	57.28	82 Ferreira, Huntley
14	25	8.80	2.8409	25.3856	56.41	50 Smith - Prod, Malcolm
15	33	11.64	2.8351	25.3332	56.30	15 Barlow, Dyllan
16	22	8.21	2.6797	23.9447	53.21	76 da Silva, Craig
17	33	12.41	2.6591	23.7614	52.80	69 van Huyssteen, Danie
18	26	10.40	2.5000	22.3393	49.64	30 van Wyk, Charles
19	24	10.04	2.3904	21.3603	47.47	87 SCOTT, Fred
20	18	8.04	2.2388	20.0053	44.46	93 du Toit - PROD, Danie
21	14	6.55	2.1374	19.0992	42.44	47 Pansegrouw, Zirk
22	14	6.65	2.1053	18.8120	41.80	46 Dokter, Gerrit
23	20	9.55	2.0942	18.7135	41.59	32 du Toit, Danie
24	20	10.06	1.9881	17.7648	39.48	53 van Rensburg, Christo
25	16	8.47	1.8890	16.8797	37.51	84 Glover, Tommy
26	28	15.13	1.8506	16.5367	36.75	83 Barkhuizen, Tom
27	12	8.24	1.4563	13.0132	28.92	48 van Zyl, Christo
28	20	13.93	1.4358	12.8295	28.51	86 Sweet, Wayne
29	7	6.69	1.0463	9.3498	20.78	4 Christie, MH
30	12	11.61	1.0336	9.2359	20.52	13 Eulitz, Eugen
31	5	9.55	0.5236	4.6784	10.40	73 Raath, Louis
32	5	9.98	0.5010	4.4768	9.95	105 Loock, Paul
33	3	9.09	0.3300	2.9491	6.55	85 DE SOUZA, Colin
34	0	8.66	0.0000	0.0000	0.00	12 JONKER, Henri
35	0	7.96	0.0000	0.0000	0.00	90 Pretorius, J.(Dok)
36	0	10.38	0.0000	0.0000	0.00	54 Pienaar, Lourens
37	0	8.96	0.0000	0.0000	0.00	37 Van Wyk, Francois

**OPEN -- Overall Stage Results**  
**NG - Handgun League - HPSC - March**  
 Printed March 13, 2011 at 21:20



**Stage 6 -- Mini Surprise**

	<b>PTS</b>	<b>TIME</b>	<b>HIT FACTOR</b>	<b>STAGE POINTS</b>	<b>STAGE PERCENT</b>	<b>COMPETITOR # Name</b>
1	78	12.69	6.1466	80.0000	100.00	96 van der Merwe, Kenny
2	75	13.10	5.7252	74.5156	93.14	100 Smith, Eddie
3	79	13.86	5.6999	74.1858	92.73	16 Montgomery, Hubert
4	76	14.23	5.3408	69.5129	86.89	5 Cohen, Joel
5	76	14.33	5.3036	69.0279	86.28	79 Wrogemann, Pierre
6	72	14.30	5.0350	65.5320	81.92	78 Keaney, Paul
7	77	16.01	4.8095	62.5974	78.25	1 Vaughan, Jim
8	72	15.06	4.7809	62.2249	77.78	110 Osman, Mohammed
9	70	15.01	4.6636	60.6980	75.87	92 Meintjes, Johann
10	75	18.27	4.1051	53.4293	66.79	8 Belletti, Carlo
11	77	19.20	4.0104	52.1971	65.25	40 Canosa, Bruno
12	74	19.12	3.8703	50.3733	62.97	64 JANSSENS, Rudy
13	57	15.49	3.6798	47.8939	59.87	97 Venmore, James
14	71	19.52	3.6373	47.3408	59.18	17 Montgomery, Hanlie
15	77	22.27	3.4576	45.0016	56.25	65 Janssens, Rene
16	78	24.37	3.2007	41.6578	52.07	107 Van Niekerk, Koos
17	78	25.07	3.1113	40.4946	50.62	21 Solomon, Ras
18	60	19.55	3.0691	39.9449	49.93	52 Dirsuweit, Wolf
19	61	20.38	2.9931	38.9567	48.70	111 Wolf, Dirsuweit
20	60	21.59	2.7791	36.1706	45.21	44 Le Roux, John
21	76	28.06	2.7085	35.2519	44.06	60 Lubbinge, Jan
22	60	25.30	2.3715	30.8665	38.58	42 Tischmann, Heinz
23	38	22.95	1.6558	21.5505	26.94	75 Cachia, Grant
24	33	24.90	1.3253	17.2493	21.56	25 Levin, Dan

# STANDARD -- Overall Stage Results

## NG - Handgun League - HPSC - March

Printed March 13, 2011 at 21:20



### Stage 6 -- Mini Surprise

	PTS	TIME	HIT FACTOR	STAGE POINTS	STAGE PERCENT	COMPETITOR # Name
1	79	14.51	5.4445	80.0000	100.00	49 Engelbrecht, Jean
2	76	14.17	5.3634	78.8087	98.51	38 Peacock, Justin
3	80	15.86	5.0441	74.1169	92.65	39 Patzen, Heinrich
4	77	15.37	5.0098	73.6118	92.01	109 Amm, Colin
5	74	15.17	4.8780	71.6764	89.60	45 Cardoso, Jose
6	77	17.73	4.3429	63.8135	79.77	108 Germishuisen - VIS, Mike
7	72	16.72	4.3062	63.2742	79.09	63 Labuschagne, Freddie
8	76	17.66	4.3035	63.2344	79.04	51 van Straaten, Andre
9	78	18.46	4.2254	62.0859	77.61	77 Keaney, Janis
10	78	18.51	4.2139	61.9182	77.40	10 Jansen Van Vuuren, Abraham
11	73	17.37	4.2026	61.7523	77.19	26 Wheeler, Johan
12	76	19.10	3.9791	58.4670	73.08	22 Germishuizen, Michael
13	72	18.18	3.9604	58.1928	72.74	7 Viljoen, Johan
14	66	16.80	3.9286	57.7251	72.16	95 du Plooy, Eurika
15	74	19.12	3.8703	56.8688	71.09	34 Moulder, Hennie
16	72	18.88	3.8136	56.0352	70.04	70 Prinsloo STD, Gys
17	75	19.70	3.8071	55.9404	69.93	18 Zorn, Paul
18	64	16.82	3.8050	55.9093	69.89	28 Buchler, Gary
19	77	20.38	3.7782	55.5158	69.39	11 PRINSLOO, Joggie
20	78	21.62	3.6078	53.0114	66.26	94 du Toit - STD, Cecilia
21	76	21.28	3.5714	52.4774	65.60	91 GROVE, Corrie
22	77	21.78	3.5354	51.9473	64.93	6 Hammond, Wayne
23	57	16.67	3.4193	50.2423	62.80	2 Smith, Malcolm
24	64	20.22	3.1652	46.5082	58.14	3 OBERHOLZER, Jannie
25	70	22.35	3.1320	46.0204	57.53	71 van Wyk-STD, Francois
26	63	20.14	3.1281	45.9633	57.45	33 du Toit, Cecilia
27	60	19.33	3.1040	45.6089	57.01	113 O'Donovan, Sean
28	59	19.06	3.0955	45.4841	56.86	112 O'Donovan, Sebella
29	74	23.92	3.0936	45.4570	56.82	88 Shawe, Karen
30	69	22.73	3.0356	44.6046	55.76	67 Hong, Gerald
31	72	23.90	3.0126	44.2654	55.33	106 Luck, Alan
32	62	20.68	2.9981	44.0526	55.07	80 Karamitos, Demis
33	70	23.61	2.9648	43.5645	54.46	102 Victor, Marie
34	72	24.43	2.9472	43.3051	54.13	103 van Wyk - STD, Piet
35	68	23.80	2.8571	41.9819	52.48	61 Botha, Willie
36	74	26.60	2.7820	40.8771	51.10	72 Botha, Jaco
37	77	28.34	2.7170	39.9228	49.90	23 van Ravenswaay, Frans
38	46	17.28	2.6620	39.1151	48.89	55 Pillay, Pradesh
39	71	27.27	2.6036	38.2563	47.82	66 Marshall, Mike
40	78	30.16	2.5862	38.0009	47.50	43 Kimm, Robert
41	60	27.18	2.2075	32.4364	40.55	98 Paul, Zorn
42	70	36.37	1.9247	28.2804	35.35	62 Botha, Adian

# STANDARD -- Overall Stage Results

NG - Handgun League - HPSC - March

Printed March 13, 2011 at 21:20



## Stage 6 -- Mini Surprise

	<b>PTS</b>	<b>TIME</b>	<b>HIT FACTOR</b>	<b>STAGE POINTS</b>	<b>STAGE PERCENT</b>	<b>COMPETITOR # Name</b>
43	66	34.56	1.9097	28.0608	35.08	68 Van Huyssteen, James
44	61	36.97	1.6500	24.2444	30.31	35 Moulder, Adriaan
45	61	38.45	1.5865	23.3112	29.14	20 Ashby, Tim
46	56	40.86	1.3705	20.1382	25.17	56 Kleynhans, Jan
47	35	26.51	1.3203	19.3994	24.25	57 van der Nest, Bernard
48	35	27.21	1.2863	18.9003	23.63	27 Van Druten, Ledge
49	32	25.19	1.2703	18.6660	23.33	101 Bokkelkamp, Donald
50	10	26.67	0.3750	5.5094	6.89	89 Labuschagne, Deon

# PRODUCTION -- Overall Stage Results

NG - Handgun League - HPSC - March

Printed March 13, 2011 at 21:20



## Stage 6 -- Mini Surprise

	PTS	TIME	HIT FACTOR	STAGE POINTS	STAGE PERCENT	COMPETITOR # Name
1	76	14.87	5.1110	80.0000	100.00	93 du Toit - PROD, Danie
2	76	15.98	4.7559	74.4431	93.05	4 Christie, MH
3	68	15.47	4.3956	68.8028	86.00	74 Albert, Wessels
4	78	17.88	4.3624	68.2833	85.35	29 van Wyk, Piet
5	74	17.60	4.2045	65.8122	82.27	50 Smith - Prod, Malcolm
6	66	15.79	4.1799	65.4258	81.78	32 du Toit, Danie
7	72	17.56	4.1002	64.1794	80.22	73 Raath, Louis
8	70	17.54	3.9909	62.4677	78.08	47 Pansegrouw, Zirk
9	66	17.00	3.8824	60.7690	75.96	41 Wessels, Albert
10	63	16.71	3.7702	59.0135	73.77	105 Looock, Paul
11	76	20.58	3.6929	57.8037	72.25	36 Prinsloo, Gys
12	72	19.52	3.6885	57.7351	72.17	24 Rampershad, Nilan
13	63	17.37	3.6269	56.7712	70.96	99 Hurly, James
14	68	18.77	3.6228	56.7064	70.88	81 Rosslee, Adrian
15	72	20.04	3.5928	56.2370	70.30	58 Egleton, Billy
16	78	21.98	3.5487	55.5462	69.43	104 Grobbelaar, Geo
17	59	16.70	3.5329	55.2997	69.12	14 Barlow, Corne
18	76	21.88	3.4735	54.3693	67.96	31 Rowland, Laurence
19	66	19.62	3.3639	52.6541	65.82	84 Glover, Tommy
20	57	17.90	3.1844	49.8436	62.30	15 Barlow, Dyllan
21	72	22.64	3.1802	49.7787	62.22	30 van Wyk, Charles
22	68	22.98	2.9591	46.3176	57.90	85 DE SOUZA, Colin
23	70	24.46	2.8618	44.7949	55.99	9 Smith, Daniel
24	62	22.10	2.8054	43.9124	54.89	69 van Huyssteen, Danie
25	62	23.06	2.6886	42.0843	52.61	12 JONKER, Henri
26	57	21.36	2.6685	41.7697	52.21	13 Eulitz, Eugen
27	64	24.00	2.6667	41.7404	52.18	37 Van Wyk, Francois
28	72	27.82	2.5881	40.5100	50.64	83 Barkhuizen, Tom
29	36	15.50	2.3226	36.3545	45.44	76 da Silva, Craig
30	57	26.57	2.1453	33.5792	41.97	46 Dokter, Gerrit
31	64	31.58	2.0266	31.7216	39.65	86 Sweet, Wayne
32	49	25.12	1.9506	30.5326	38.17	90 Pretorius, J.(Dok)
33	41	22.50	1.8222	28.5226	35.65	54 Pienaar, Lourens
34	40	25.43	1.5729	24.6207	30.78	48 van Zyl, Christo
35	51	36.84	1.3844	21.6690	27.09	82 Ferreira, Huntley
36	32	27.00	1.1852	18.5513	23.19	87 SCOTT, Fred
37	21	25.69	0.8174	12.7951	15.99	53 van Rensburg, Christo



**OPEN -- Overall Stage Results**  
**NG - Handgun League - HPSC - March**  
 Printed March 13, 2011 at 21:20




**Stage 7 -- Steel dis'tar**

	<b>PTS</b>	<b>TIME</b>	<b>HIT FACTOR</b>	<b>STAGE POINTS</b>	<b>STAGE PERCENT</b>	<b>COMPETITOR # Name</b>
1	42	3.97	10.5793	45.0000	100.00	100 Smith, Eddie
2	44	4.66	9.4421	40.1625	89.25	79 Wrogemann, Pierre
3	43	5.89	7.3005	31.0532	69.01	8 Belletti, Carlo
4	45	6.22	7.2347	30.7734	68.39	16 Montgomery, Hubert
5	43	5.98	7.1906	30.5859	67.97	5 Cohen, Joel
6	45	6.29	7.1542	30.4310	67.62	1 Vaughan, Jim
7	44	6.40	6.8750	29.2433	64.99	97 Venmore, James
8	45	6.81	6.6079	28.1073	62.46	96 van der Merwe, Kenny
9	44	6.91	6.3676	27.0850	60.19	110 Osman, Mohammed
10	44	7.01	6.2767	26.6986	59.33	75 Cachia, Grant
11	44	7.63	5.7667	24.5291	54.51	111 Wolf, Dirsuweit
12	44	8.38	5.2506	22.3338	49.63	107 Van Niekerk, Koos
13	45	8.74	5.1487	21.9005	48.67	40 Canosa, Bruno
14	44	8.58	5.1282	21.8132	48.47	65 Janssens, Rene
15	44	9.12	4.8246	20.5216	45.60	92 Meintjes, Johann
16	44	9.36	4.7009	19.9954	44.43	52 Dirsuweit, Wolf
17	45	9.79	4.5965	19.5517	43.45	64 JANSSENS, Rudy
18	45	9.81	4.5872	19.5118	43.36	17 Montgomery, Hanlie
19	44	10.14	4.3393	18.4573	41.02	21 Solomon, Ras
20	44	10.43	4.2186	17.9441	39.88	78 Keaney, Paul
21	41	12.94	3.1685	13.4773	29.95	42 Tischmann, Heinz
22	45	15.42	2.9183	12.4131	27.58	60 Lubbinge, Jan
23	44	17.73	2.4817	10.5560	23.46	25 Levin, Dan
24	42	28.46	1.4758	6.2772	13.95	44 Le Roux, John

# STANDARD -- Overall Stage Results

## NG - Handgun League - HPSC - March

Printed March 13, 2011 at 21:20



### Stage 7 -- Steel dis'tar

	PTS	TIME	HIT FACTOR	STAGE POINTS	STAGE PERCENT	COMPETITOR # Name
1	44	5.39	8.1633	45.0000	100.00	63 Labuschagne, Freddie
2	45	5.86	7.6792	42.3315	94.07	39 Patzen, Heinrich
3	44	6.23	7.0626	38.9326	86.52	2 Smith, Malcolm
4	45	6.87	6.5502	36.1081	80.24	70 Prinsloo STD, Gys
5	45	6.91	6.5123	35.8991	79.78	26 Wheeler, Johan
6	44	6.80	6.4706	35.6691	79.26	11 PRINSLOO, Joggie
7	45	6.97	6.4562	35.5900	79.09	38 Peacock, Justin
8	42	6.60	6.3636	35.0795	77.95	6 Hammond, Wayne
9	45	7.09	6.3470	34.9877	77.75	95 du Plooy, Eurika
10	44	6.97	6.3128	34.7991	77.33	45 Cardosa, Jose
11	45	7.13	6.3114	34.7914	77.31	109 Amm, Colin
12	44	7.08	6.2147	34.2585	76.13	98 Paul, Zorn
13	42	6.84	6.1404	33.8487	75.22	22 Germishuizen, Michael
14	44	7.24	6.0773	33.5014	74.45	80 Karamitos, Demis
15	45	7.41	6.0729	33.4767	74.39	108 Germishuisen - VIS, Mike
16	44	7.35	5.9864	33.0000	73.33	51 van Straaten, Andre
17	44	7.79	5.6483	31.1361	69.19	18 Zorn, Paul
18	45	8.18	5.5012	30.3255	67.39	33 du Toit, Cecilia
19	45	8.34	5.3957	29.7437	66.10	57 van der Nest, Bernard
20	45	8.53	5.2755	29.0812	64.62	34 Moulder, Hennie
21	44	8.60	5.1163	28.2035	62.67	94 du Toit - STD, Cecilia
22	43	8.58	5.0117	27.6267	61.39	103 van Wyk - STD, Piet
23	45	9.03	4.9834	27.4709	61.05	71 van Wyk-STD, Francois
24	45	9.28	4.8491	26.7309	59.40	113 O'Donovan, Sean
25	44	9.71	4.5314	24.9794	55.51	28 Buchler, Gary
26	45	9.96	4.5181	24.9059	55.35	112 O'Donovan, Sebella
27	45	10.29	4.3732	24.1071	53.57	72 Botha, Jaco
28	44	10.18	4.3222	23.8261	52.95	89 Labuschagne, Deon
29	30	7.18	4.1783	23.0327	51.18	91 GROVE, Corrie
30	41	10.17	4.0315	22.2235	49.39	7 Viljoen, Johan
31	41	10.40	3.9423	21.7320	48.29	106 Luck, Alan
32	45	11.76	3.8265	21.0938	46.88	61 Botha, Willie
33	42	11.27	3.7267	20.5435	45.65	101 Bokkelkamp, Donald
34	45	12.26	3.6705	20.2335	44.96	10 Jansen Van Vuuren, Abraham
35	43	11.80	3.6441	20.0879	44.64	102 Victor, Marie
36	45	13.19	3.4117	18.8069	41.79	66 Marshall, Mike
37	39	13.69	2.8488	15.7040	34.90	3 OBERHOLZER, Jannie
38	44	15.59	2.8223	15.5581	34.57	55 Pillay, Pradesh
39	45	16.25	2.7692	15.2654	33.92	23 van Ravenswaay, Frans
40	45	16.84	2.6722	14.7306	32.73	43 Kimm, Robert
41	45	17.74	2.5366	13.9832	31.07	20 Ashby, Tim
42	29	11.67	2.4850	13.6986	30.44	49 Engelbrecht, Jean

# STANDARD -- Overall Stage Results

NG - Handgun League - HPSC - March

Printed March 13, 2011 at 21:20



## Stage 7 -- Steel dis'tar

	PTS	TIME	HIT FACTOR	STAGE POINTS	STAGE PERCENT	COMPETITOR # Name
43	43	19.17	2.2431	12.3650	27.48	62 Botha, Adian
44	43	19.18	2.2419	12.3586	27.46	35 Moulder, Adriaan
45	15	8.84	1.6968	9.3538	20.79	77 Keaney, Janis
46	44	28.72	1.5320	8.4453	18.77	67 Hong, Gerald
47	45	41.29	1.0899	6.0078	13.35	68 Van Huyssteen, James
48	15	15.25	0.9836	5.4221	12.05	88 Shawe, Karen
49	15	26.21	0.5723	3.1548	7.01	56 Kleynhans, Jan
50	15	30.33	0.4946	2.7263	6.06	27 Van Druten, Ledge

# PRODUCTION -- Overall Stage Results

## NG - Handgun League - HPSC - March

Printed March 13, 2011 at 21:20



### Stage 7 -- Steel dis'tar

	PTS	TIME	HIT FACTOR	STAGE POINTS	STAGE PERCENT	COMPETITOR # Name
1	43	5.17	8.3172	45.0000	100.00	41 Wessels, Albert
2	43	6.48	6.6358	35.9028	79.78	74 Albert, Wessels
3	45	7.09	6.3470	34.3400	76.31	93 du Toit - PROD, Danie
4	45	7.27	6.1898	33.4898	74.42	76 da Silva, Craig
5	43	7.00	6.1429	33.2357	73.86	4 Christie, MH
6	43	7.28	5.9066	31.9574	71.02	50 Smith - Prod, Malcolm
7	45	7.62	5.9055	31.9516	71.00	29 van Wyk, Piet
8	45	8.23	5.4678	29.5833	65.74	105 Looock, Paul
9	45	8.24	5.4612	29.5474	65.66	73 Raath, Louis
10	43	7.92	5.4293	29.3750	65.28	30 van Wyk, Charles
11	41	7.58	5.4090	29.2650	65.03	37 Van Wyk, Francois
12	45	8.47	5.3129	28.7451	63.88	32 du Toit, Danie
13	43	8.11	5.3021	28.6868	63.75	104 Grobbelaar, Geo
14	45	8.78	5.1253	27.7302	61.62	31 Rowland, Laurence
15	43	8.39	5.1251	27.7294	61.62	47 Pansegrouw, Zirk
16	45	8.80	5.1136	27.6672	61.48	46 Dokter, Gerrit
17	41	8.37	4.8984	26.5029	58.90	81 Rosslee, Adrian
18	43	8.79	4.8919	26.4676	58.82	69 van Huyssteen, Danie
19	45	9.66	4.6584	25.2040	56.01	58 Egleton, Billy
20	43	9.33	4.6088	24.9357	55.41	84 Glover, Tommy
21	43	9.44	4.5551	24.6451	54.77	36 Prinsloo, Gys
22	45	9.90	4.5455	24.5930	54.65	85 DE SOUZA, Colin
23	43	10.31	4.1707	22.5655	50.15	14 Barlow, Corne
24	45	10.81	4.1628	22.5228	50.05	90 Pretorius, J.(Dok)
25	43	10.58	4.0643	21.9896	48.87	99 Hurly, James
26	45	11.11	4.0504	21.9146	48.70	87 SCOTT, Fred
27	43	10.85	3.9631	21.4424	47.65	12 JONKER, Henri
28	45	12.03	3.7406	20.2386	44.97	83 Barkhuizen, Tom
29	39	11.00	3.5455	19.1826	42.63	24 Rampershad, Nilan
30	43	12.28	3.5016	18.9454	42.10	15 Barlow, Dyllan
31	43	12.80	3.3594	18.1758	40.39	13 Eulitz, Eugen
32	30	9.14	3.2823	17.7586	39.46	53 van Rensburg, Christo
33	45	17.58	2.5597	13.8493	30.78	9 Smith, Daniel
34	45	18.73	2.4026	12.9990	28.89	54 Pienaar, Lourens
35	43	38.84	1.1071	5.9900	13.31	48 van Zyl, Christo
36	45	45.47	0.9897	5.3545	11.90	82 Ferreira, Huntley
37	28	30.61	0.9147	4.9491	11.00	86 Sweet, Wayne

**OPEN -- Overall Stage Results**  
**NG - Handgun League - HPSC - March**  
 Printed March 13, 2011 at 21:20



**Stage 8 -- Last round**

	<b>PTS</b>	<b>TIME</b>	<b>HIT FACTOR</b>	<b>STAGE POINTS</b>	<b>STAGE PERCENT</b>	<b>COMPETITOR # Name</b>
1	159	20.61	7.7147	160.0000	100.00	16 Montgomery, Hubert
2	153	23.55	6.4968	134.7415	84.21	96 van der Merwe, Kenny
3	134	21.39	6.2646	129.9256	81.20	78 Keaney, Paul
4	152	25.06	6.0654	125.7950	78.62	5 Cohen, Joel
5	131	21.69	6.0396	125.2600	78.29	110 Osman, Mohammed
6	154	25.50	6.0392	125.2511	78.28	75 Cachia, Grant
7	135	22.39	6.0295	125.0491	78.16	79 Wrogemann, Pierre
8	154	25.82	5.9644	123.6988	77.31	97 Venmore, James
9	149	25.24	5.9033	122.4328	76.52	1 Vaughan, Jim
10	153	27.69	5.5255	114.5960	71.62	17 Montgomery, Hanlie
11	154	28.89	5.3306	110.5539	69.10	40 Canosa, Bruno
12	108	21.38	5.0514	104.7652	65.48	100 Smith, Eddie
13	146	30.12	4.8473	100.5307	62.83	64 JANSSENS, Rudy
14	152	31.87	4.7694	98.9151	61.82	111 Wolf, Dirsuweit
15	109	23.86	4.5683	94.7451	59.22	8 Belletti, Carlo
16	154	36.34	4.2378	87.8894	54.93	52 Dirsuweit, Wolf
17	139	33.46	4.1542	86.1568	53.85	107 Van Niekerk, Koos
18	151	38.09	3.9643	82.2180	51.39	65 Janssens, Rene
19	128	34.49	3.7112	76.9693	48.11	25 Levin, Dan
20	153	42.42	3.6068	74.8035	46.75	21 Solomon, Ras
21	105	33.91	3.0964	64.2188	40.14	44 Le Roux, John
22	141	47.55	2.9653	61.4992	38.44	42 Tischmann, Heinz
23	91	39.60	2.2980	47.6592	29.79	60 Lubbinge, Jan
24	0	8.11	0.0000	0.0000	0.00	92 Meintjes, Johann

# STANDARD -- Overall Stage Results

## NG - Handgun League - HPSC - March

Printed March 13, 2011 at 21:20



### Stage 8 -- Last round

	PTS	TIME	HIT FACTOR	STAGE POINTS	STAGE PERCENT	COMPETITOR # Name
1	156	26.21	5.9519	160.0000	100.00	109 Amm, Colin
2	150	25.47	5.8893	158.3160	98.95	39 Patzen, Heinrich
3	154	26.19	5.8801	158.0693	98.79	49 Engelbrecht, Jean
4	146	25.32	5.7662	155.0071	96.88	45 Cardoso, Jose
5	135	26.58	5.0790	136.5341	85.33	38 Peacock, Justin
6	142	28.50	4.9825	133.9386	83.71	113 O'Donovan, Sean
7	153	31.18	4.9070	131.9100	82.44	22 Germishuizen, Michael
8	151	32.54	4.6404	124.7446	77.97	108 Germishuisen - VIS, Mike
9	154	33.42	4.6080	123.8730	77.42	91 GROVE, Corrie
10	139	30.19	4.6042	123.7696	77.36	10 Jansen Van Vuuren, Abraham
11	152	33.46	4.5427	122.1181	76.32	28 Buchler, Gary
12	146	32.14	4.5426	122.1151	76.32	103 van Wyk - STD, Piet
13	156	34.85	4.4763	120.3329	75.21	11 PRINSLOO, Joggie
14	144	33.26	4.3295	116.3865	72.74	80 Karamitos, Demis
15	153	35.36	4.3269	116.3166	72.70	33 du Toit, Cecilia
16	148	34.80	4.2529	114.3260	71.45	7 Viljoen, Johan
17	151	35.66	4.2344	113.8303	71.14	112 O'Donovan, Sebella
18	122	29.24	4.1724	112.1618	70.10	26 Wheeler, Johan
19	147	35.50	4.1408	111.3144	69.57	2 Smith, Malcolm
20	150	37.11	4.0420	108.6582	67.91	70 Prinsloo STD, Gys
21	148	37.56	3.9404	105.9250	66.20	98 Paul, Zorn
22	138	35.22	3.9182	105.3300	65.83	94 du Toit - STD, Cecilia
23	144	36.90	3.9024	104.9056	65.57	102 Victor, Marie
24	120	31.01	3.8697	104.0260	65.02	51 van Straaten, Andre
25	135	35.12	3.8440	103.3336	64.58	88 Shawe, Karen
26	150	39.45	3.8023	102.2131	63.88	106 Luck, Alan
27	123	33.06	3.7205	100.0149	62.51	34 Moulder, Hennie
28	118	33.37	3.5361	95.0579	59.41	71 van Wyk-STD, Francois
29	148	42.15	3.5113	94.3901	58.99	3 OBERHOLZER, Jannie
30	133	38.01	3.4991	94.0624	58.79	101 Bokkelkamp, Donald
31	152	43.46	3.4975	94.0191	58.76	23 van Ravenswaay, Frans
32	100	28.70	3.4843	93.6657	58.54	6 Hammond, Wayne
33	130	37.96	3.4247	92.0618	57.54	77 Keaney, Janis
34	134	39.36	3.4045	91.5192	57.20	68 Van Huyssteen, James
35	145	43.26	3.3518	90.1040	56.31	43 Kimm, Robert
36	132	40.75	3.2393	87.0781	54.42	67 Hong, Gerald
37	152	49.05	3.0989	83.3042	52.07	57 van der Nest, Bernard
38	106	35.12	3.0182	81.1360	50.71	95 du Plooy, Eurika
39	158	55.74	2.8346	76.1996	47.62	89 Labuschagne, Deon
40	137	49.58	2.7632	74.2808	46.43	66 Marshall, Mike
41	90	32.96	2.7306	73.4037	45.88	63 Labuschagne, Freddie
42	136	50.42	2.6973	72.5101	45.32	35 Moulder, Adriaan

# STANDARD -- Overall Stage Results

## NG - Handgun League - HPSC - March

Printed March 13, 2011 at 21:20



### Stage 8 -- Last round

	<b>PTS</b>	<b>TIME</b>	<b>HIT FACTOR</b>	<b>STAGE POINTS</b>	<b>STAGE PERCENT</b>	<b>COMPETITOR # Name</b>
43	135	53.99	2.5005	67.2176	42.01	72 Botha, Jaco
44	63	25.81	2.4409	65.6168	41.01	55 Pillay, Pradesh
45	120	52.65	2.2792	61.2696	38.29	18 Zorn, Paul
46	101	55.70	1.8133	48.7448	30.47	20 Ashby, Tim
47	93	55.62	1.6721	44.9484	28.09	61 Botha, Willie
48	105	65.92	1.5928	42.8188	26.76	62 Botha, Adian
49	21	82.85	0.2535	6.8138	4.26	56 Kleynhans, Jan
50	0	51.30	0.0000	0.0000	0.00	27 Van Druten, Ledge

# PRODUCTION -- Overall Stage Results

NG - Handgun League - HPSC - March

Printed March 13, 2011 at 21:20



## Stage 8 -- Last round

	PTS	TIME	HIT FACTOR	STAGE POINTS	STAGE PERCENT	COMPETITOR # Name
1	148	26.60	5.5639	160.0000	100.00	93 du Toit - PROD, Danie
2	154	27.81	5.5376	159.2427	99.53	74 Albert, Wessels
3	148	29.27	5.0564	145.4048	90.88	47 Pansegrouw, Zirk
4	136	28.09	4.8416	139.2281	87.02	41 Wessels, Albert
5	106	22.20	4.7748	137.3070	85.82	82 Ferreira, Huntley
6	142	29.93	4.7444	136.4337	85.27	4 Christie, MH
7	154	32.60	4.7239	135.8448	84.90	36 Prinsloo, Gys
8	137	29.81	4.5958	132.1595	82.60	14 Barlow, Corne
9	142	31.19	4.5527	130.9221	81.83	29 van Wyk, Piet
10	152	34.26	4.4367	127.5840	79.74	104 Grobbelaar, Geo
11	154	34.80	4.4253	127.2569	79.54	81 Rosslee, Adrian
12	150	33.99	4.4131	126.9054	79.32	50 Smith - Prod, Malcolm
13	117	27.04	4.3269	124.4283	77.77	46 Dokter, Gerrit
14	136	31.50	4.3175	124.1562	77.60	84 Glover, Tommy
15	140	33.75	4.1481	119.2873	74.55	76 da Silva, Craig
16	127	33.06	3.8415	110.4691	69.04	58 Egleton, Billy
17	123	32.33	3.8045	109.4055	68.38	105 Loock, Paul
18	121	31.85	3.7991	109.2486	68.28	73 Raath, Louis
19	133	35.19	3.7795	108.6857	67.93	30 van Wyk, Charles
20	121	34.48	3.5093	100.9155	63.07	12 JONKER, Henri
21	110	31.38	3.5054	100.8044	63.00	32 du Toit, Danie
22	118	33.77	3.4942	100.4826	62.80	99 Hurly, James
23	108	32.01	3.3739	97.0237	60.64	37 Van Wyk, Francois
24	106	32.28	3.2838	94.4305	59.02	9 Smith, Daniel
25	129	40.24	3.2058	92.1874	57.62	85 DE SOUZA, Colin
26	133	41.59	3.1979	91.9608	57.48	24 Rampershad, Nilan
27	99	31.61	3.1319	90.0639	56.29	15 Barlow, Dyllan
28	137	44.66	3.0676	88.2149	55.13	87 SCOTT, Fred
29	133	44.61	2.9814	85.7352	53.58	54 Pienaar, Lourens
30	113	38.88	2.9064	83.5780	52.24	69 van Huyssteen, Danie
31	112	41.23	2.7165	78.1168	48.82	90 Pretorius, J.(Dok)
32	91	34.87	2.6097	75.0463	46.90	53 van Rensburg, Christo
33	126	49.15	2.5636	73.7203	46.08	31 Rowland, Laurence
34	127	51.47	2.4675	70.9561	44.35	13 Eulitz, Eugen
35	89	52.52	1.6946	48.7310	30.46	83 Barkhuizen, Tom
36	77	45.78	1.6820	48.3676	30.23	48 van Zyl, Christo
37	36	57.02	0.6314	18.1558	11.35	86 Sweet, Wayne



# NG - Handgun League - HPSC - March

Printed March 13, 2011 at 21:20



## Disqualified Shooters

<u>No.</u>	<u>Name</u>
------------	-------------

19	Lundt, Llanell
----	----------------

59	Murray, Larry
----	---------------