

NGPSA

Shotgun 21 Oct 2017

Level II

Hosted by PMPSC EEUFEEES

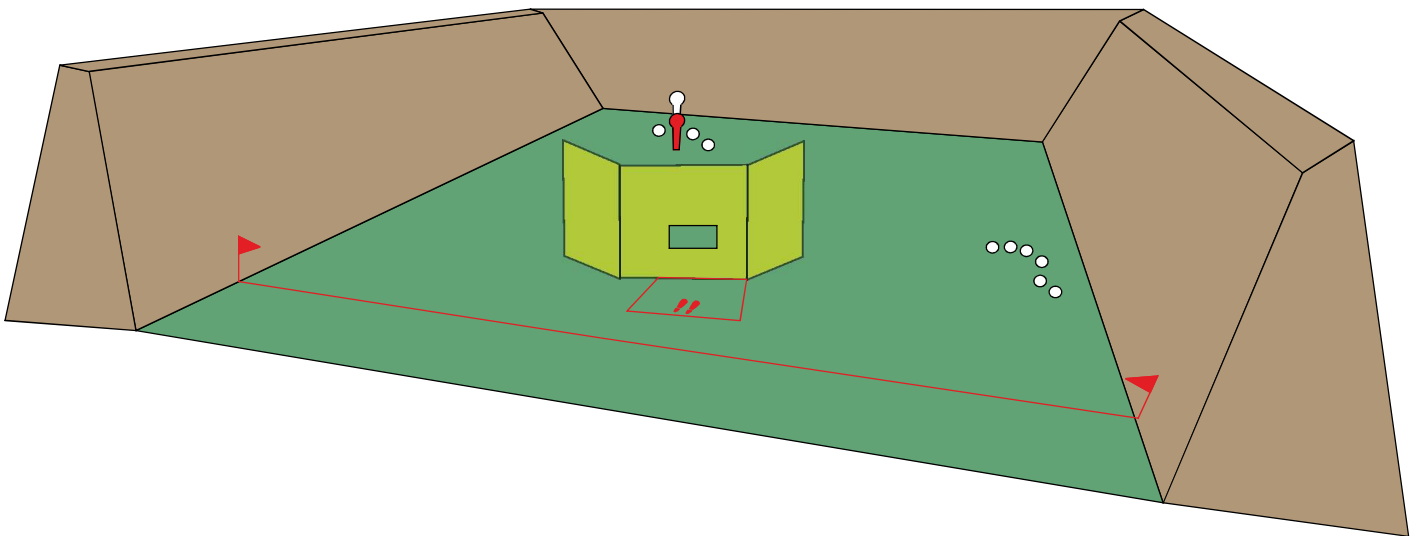
6 stages, shots

MD Johan Kemp

RM Hannes Enslin

	Rounds	Score
Stage 1	10	50
Stage 2	14	70
Stage 3	8	40
Stage 4	7	35
Stage 5	18	80
Stage 6	26	130
Total	83	405

Stage 1



Course of Fire Type: Medium course

Ammunition: BIRDSHOT

Targets: 9 IPSC plates
1 IPSC poppers
some NS

Max. points: 50

Min. Rounds: 10

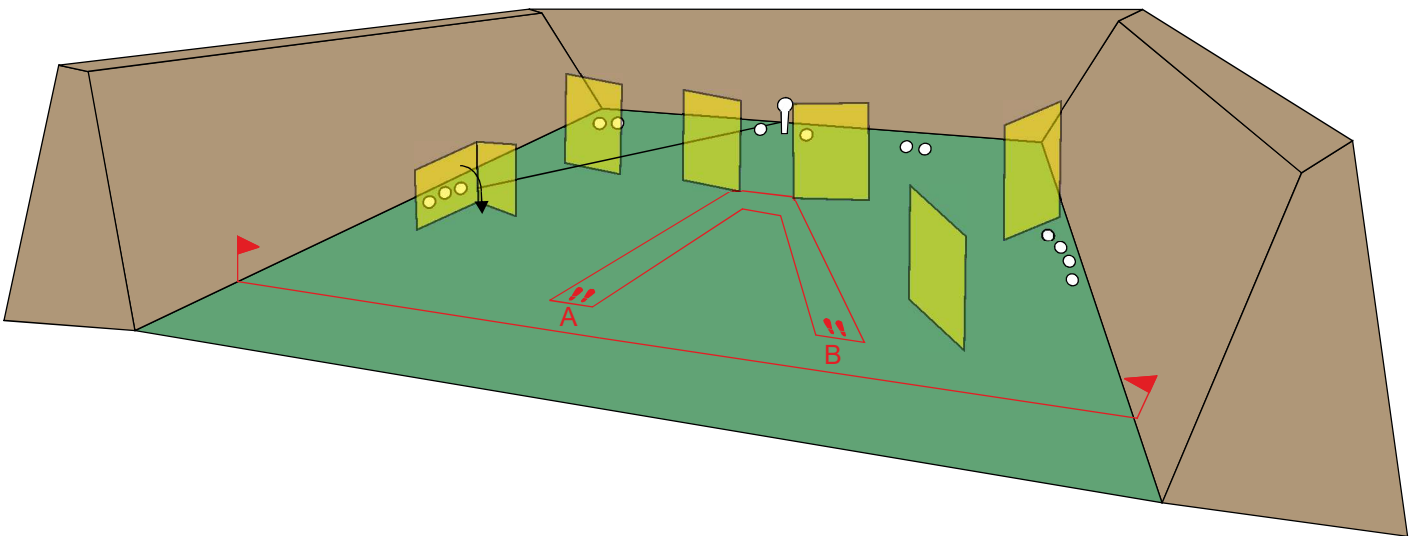
Ready condition: Standing erect, inside the shooting area, on the marked points, with the shotgun in the ready condition held in both hands, stock touching the competitor at hip level, trigger guard downwards, muzzle pointing downrange and with the fingers outside the trigger guard.

Gun loaded (Option 1)

Start: On audible signal

Stage Procedure: After start signal engage all targets free style any order from the designated area.

Stage 2



Course of Fire Type: Medium course

Ammunition: BIRDSHOT

Targets: 13 IPSC plates
1 IPSC popper

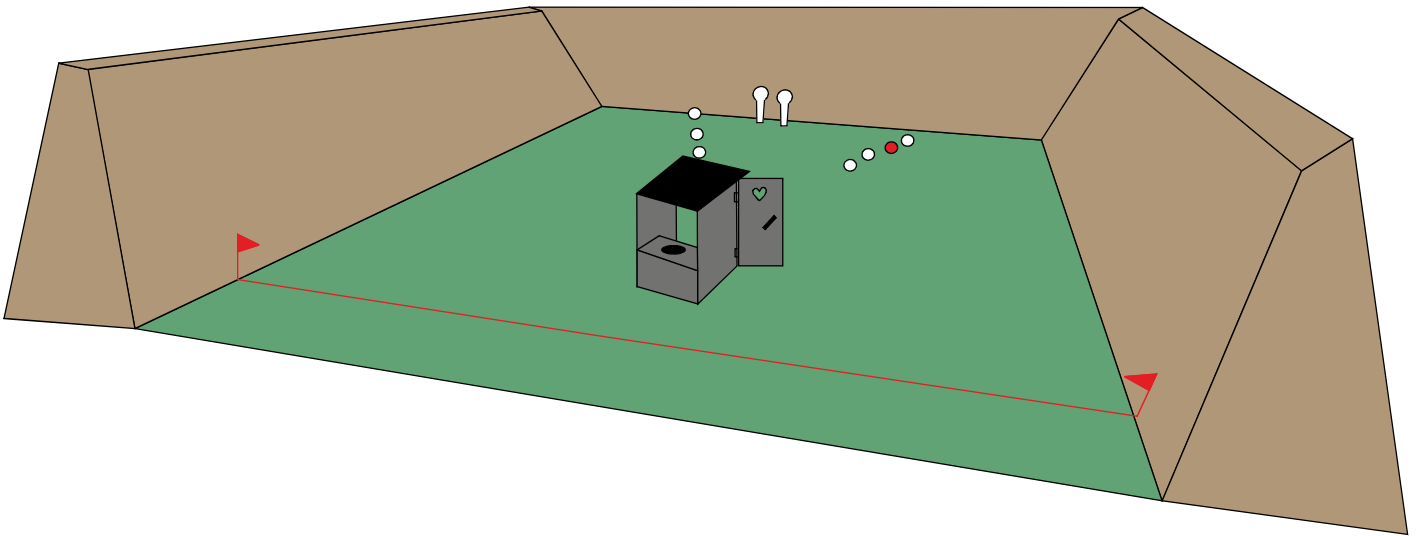
Max. points: 70

Min. Rounds: 14

Ready condition: Standing erect, on the marked points A or B, with the shotgun in the ready condition held in both hands, stock touching the competitor at hip level, trigger guard downwards, muzzle pointing downrange and with the fingers outside the trigger guard. Gun loaded (Option 2), chamber(s) empty and the action closed.

Start: On audible signal
Stage Procedure: After start signal engage all targets free style any order from the designated area. Popper will activate the door with the plates behind a door.

Stage 3



Course of Fire Type: Short course

Ammunition: BIRDSHOT

Targets: 6 IPSC plates
2 IPSC poppers
some NS

Max. points: 40

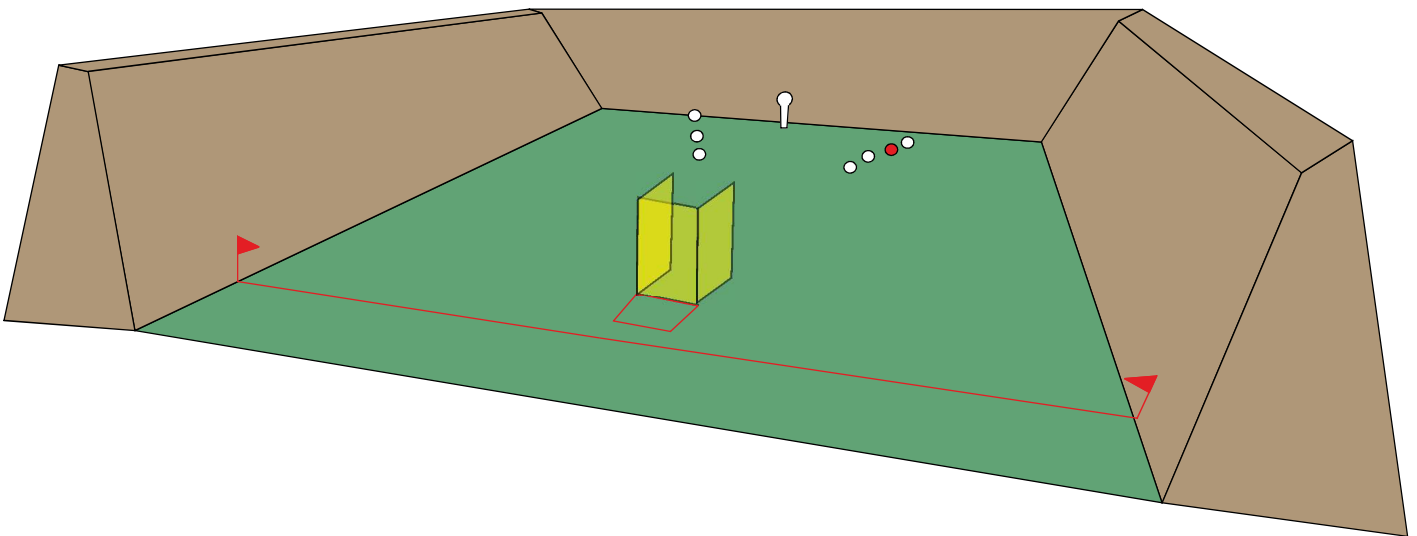
Min. Rounds: 8

Ready condition: Sitting relaxed inside the shooting area, on the toilet seat. The door is closed. Gun loaded, stay on the marked points, chamber empty and the action closed. (Option 2) Gun loaded (Option 2), chamber(s) empty and the action closed.

Start: On audible signal

Stage Procedure: After start signal engage all targets free style any order from the designated area.

Stage 4



Course of Fire Type: Short course

Ammunition: BIRDSHOT

Targets: 6 IPSC plates
1 IPSC popper
some NS

Max. points: 35

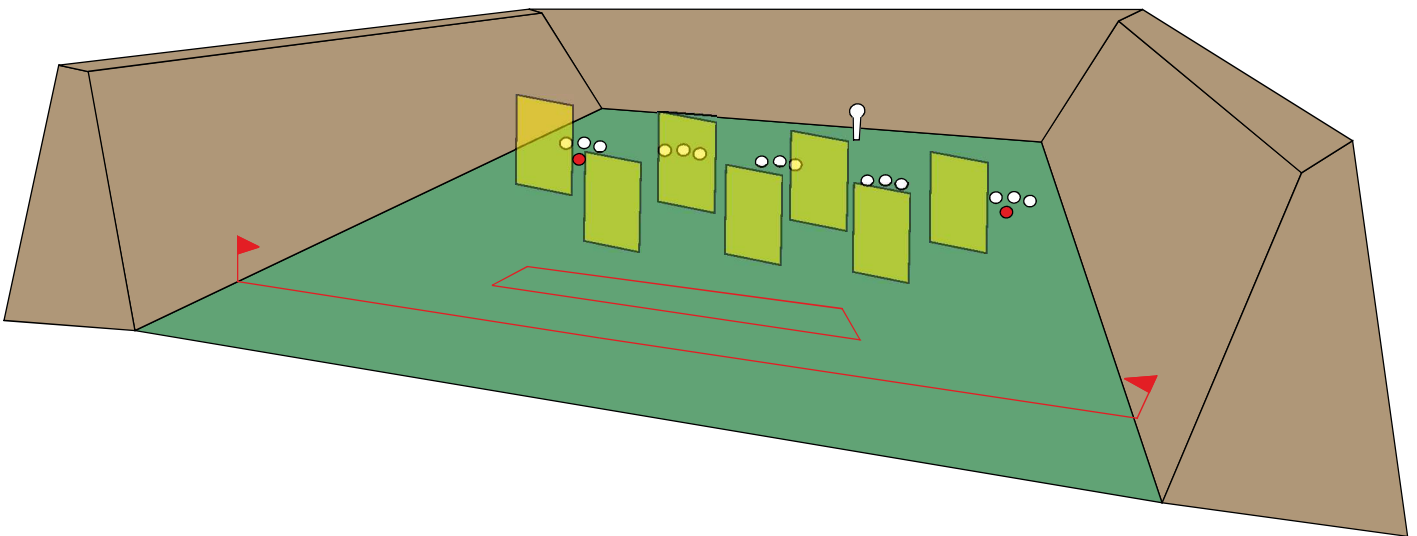
Min. Rounds: 7

Ready condition: Standing erect, inside the shooting area, with the shotgun in the ready condition held in both hands, stock touching the competitor at hip level, trigger guard downwards, muzzle pointing downrange and with the fingers outside the trigger guard. Gun loaded (Option 1)

Start: On audible signal

Stage Procedure: After start signal engage all targets free style any order from the designated area. One hits per IPSC target, **2 best hits scored.**

Stage 5



Course of Fire Type: Medium course

Ammunition: BIRDSHOT

Targets: 15 IPSC plates
1 IPSC popper
some NS

Max. points: 80

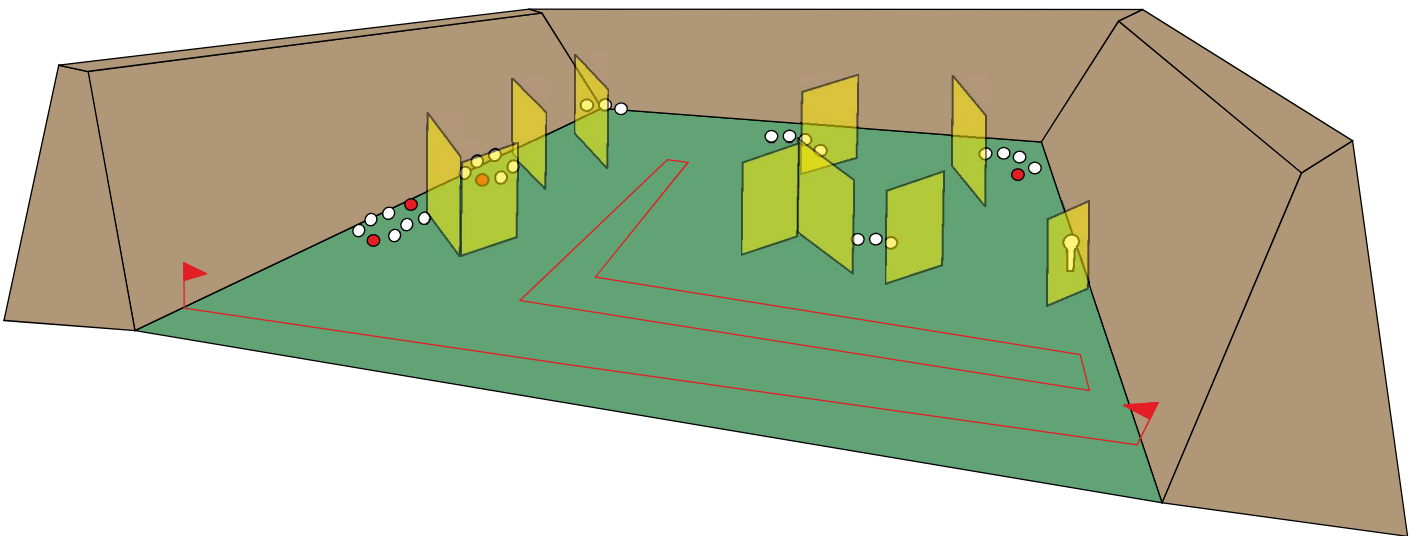
Min. Rounds: 16

Ready condition: Standing erect, inside the shooting area, with the shotgun in the ready condition held in both hands, stock touching the competitor at hip level, trigger guard downwards, muzzle pointing downrange and with the fingers outside the trigger guard. Gun unloaded (Option 3).

Start: On audible signal

Stage Procedure: After start signal engage all targets free style any order from the designated area.

Stage 6



Course of Fire Type: Long course

Ammunition: BIRDSHOT

Targets: 25 IPSC plates
1 IPSC popper
some NS

Max. points: 130

Min. Rounds: 26

Ready condition: Standing erect, inside the shooting area, with the shotgun in the ready condition held in both hands, stock touching the competitor at hip level, trigger guard downwards, muzzle pointing downrange and with the fingers outside the trigger guard. Gun loaded (Option 2), chamber(s) empty and the action closed.

Start: On audible signal

Stage Procedure: After start signal engage all targets free style any order from the designated area.