



NGPSA and Premier Shooting Club invites you to

Rifle league 1

NORTHERN GAUTENG



PRACTICAL SHOOTING
ASSOCIATION

Date : Saturday 27th January 2018
Time: Shooting starts at 09:00
Venue: Premier Shooting Club
Cost: R200
Affiliation: All SAPSA affiliated shooters welcome



Please note – no catering available on the range, bring own food and drinks

No	Stages	Rounds
1	Swinging	8
2	Scary stuff	30
3	The Window	22
4	The Bunker	14
5	The Tyre wall	30
6	The V Wall	<u>17</u>
		121

Stage ratios: 2 long courses, 3 medium courses and 1 short courses



Stage 1: Swinging

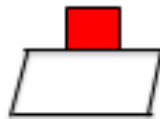
RULES: IPSC Rifle, January 2017 Edition

COURSE DESIGNER: Christo van Zyl

START POSITION: Shooter starts in box, rifle at option 3, held in the ready position.

STAGE PROCEDURE
On signal, load rifle, activate bear trap and engage all targets in any order. One shot per target to count

SCORING
SCORING: 8 rounds, 40 points
TARGETS: 6 IPSC mini targets & 2 swingers
DISTANCES: 30m



Setup Notes:
IPSC mini targets to be used.

RO Notes:
Mags to be used must be on belt
After activating bear trap both feet must be in box when engaging targets. Swingers stay visible.
One shot per target to count



Stage 2: Scary stuff

RULES: IPSC Rifle, January 2017 Edition

COURSE DESIGNER: Christo van Zyl

START POSITION: Shooter starts behind table, gun lying on table, rifle option 1.

STAGE PROCEDURE

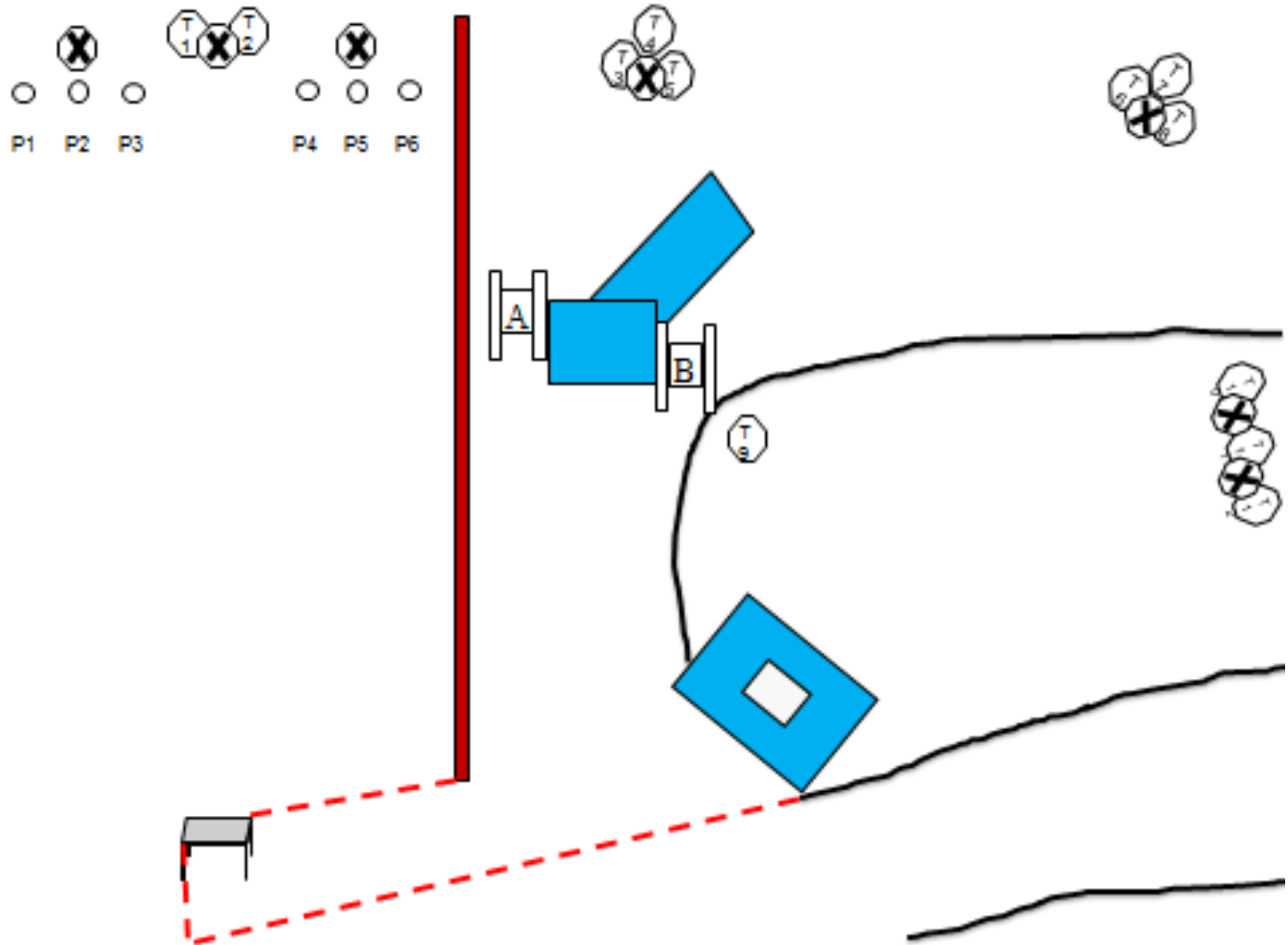
On signal, pick up rifle and engage all targets from within the demarcated area.

SCORING

SCORING: 30 rounds, 150 points

TARGETS: 12 IPSC targets, 6 Plates and 10 No-shoot targets

DISTANCES: 10 - 50m



Setup Notes:

At Toll A shooter will be forced into kneeling position and at Toll B shooter will be forced into prone position

RO Notes:

Shooter may engage plates from top of table, standing or prone.



Stage 3: The Window

RULES: IPSC Rifle, January 2017 Edition

COURSE DESIGNER: Piet van Wyk

START POSITION: Shooter starts standing at A or B, rifle loaded option 1, held in the ready position.

STAGE PROCEDURE

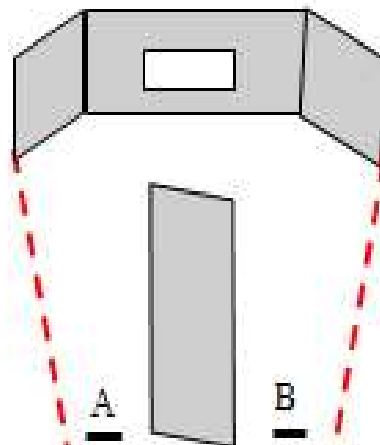
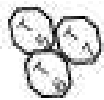
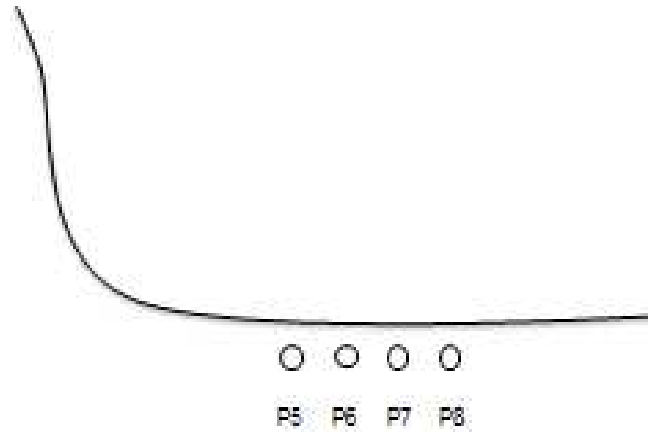
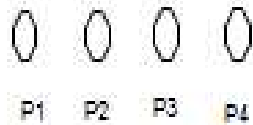
On signal, engage all targets whilst remaining in the demarcated area.

SCORING

SCORING: 22 rounds, 110 points

TARGETS: 7 IPSC and 8 Plates

DISTANCES: 20 - 170m



Setup Notes:

T1 and T2 will only be visible at A.
T3 and T4 will only be visible at B.

RO Notes:

Shooter stays in demarcated area, shoot targets as he sees them. P1 to P8 are self-indicating plates and hits to be called for scoring.



RULES: IPSC Rifle, January 2017 Edition

Stage 4: The Bunker

COURSE DESIGNER: Piet van Wyk

START POSITION: Shooter starts standing behind the bunker, rifle loaded option 2, held in the ready position.

STAGE PROCEDURE

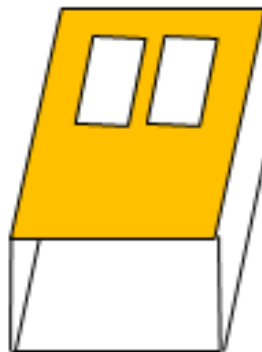
On signal, load and move into the bunker and engage all targets from shooting portals

SCORING

SCORING: 14 rounds, 70 points
TARGETS: 4 IPSC mini targets & 6 self-indicating plates
DISTANCE: 15 - 100m

○ ○ ○
P1 P2 P3

○ ○ ○
P4 P5 P6



Setup Notes:

Bunker access will be made fairly easy to ensure safety.

RO Notes:

Safety when entering bunker to be emphasized. P1 to P6 are self-indicating plates and hits to be called for scoring. On completion of shoot, engage safety and hand firearm to RO. Exit bunker and then retrieve and unload firearm outside bunker.



Stage 5: The Tyre wall

RULES: IPSC Rifle, January 2017 Edition

COURSE DESIGNER: Christo van Zyl

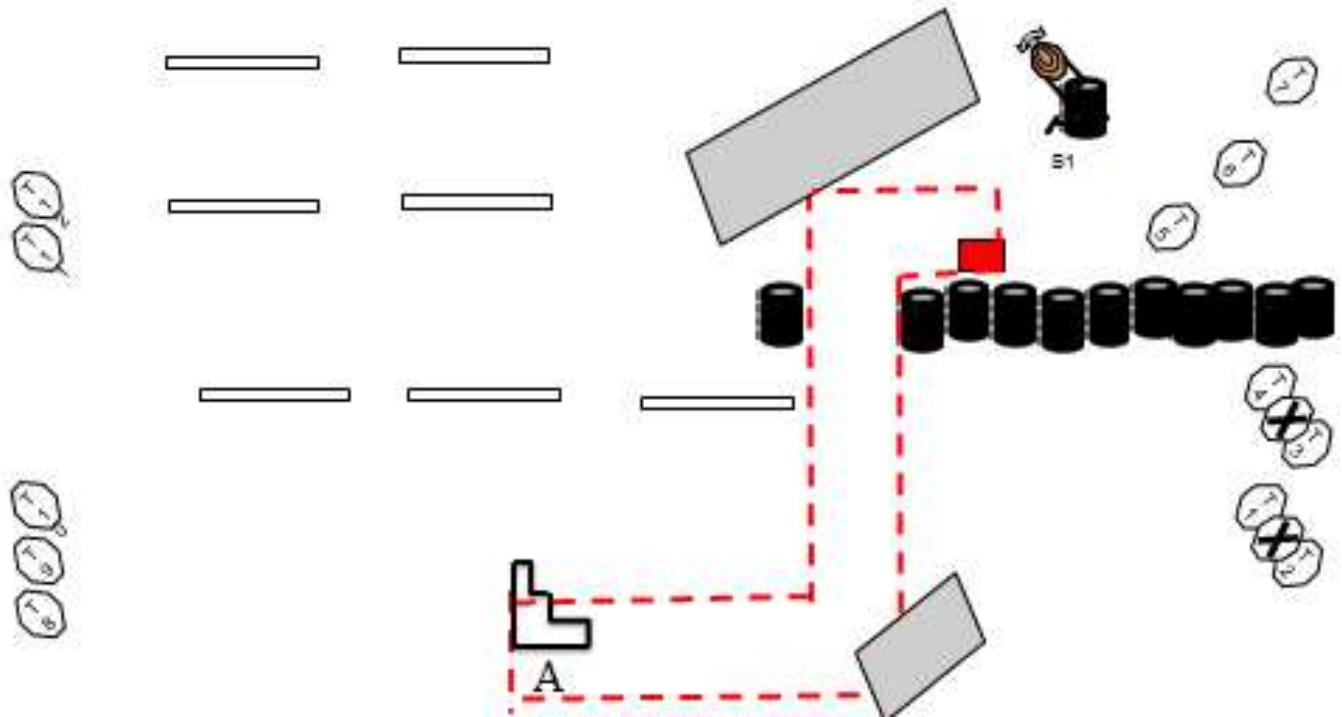
START POSITION: Shooter starts at A, rifle loaded option 1, held in the ready position.

STAGE PROCEDURE
At the start signal engage all targets from within the demarcated area. Bear trap at front must be activated to engage swinger.

SCORING
SCORING: 30 rounds, 150 points
TARGETS: 12 IPSC, 1 swinger & 4 self-indicating plates and 2 No-shoot targets
DISTANCE: 15 – 100m

P1 P2

P3 P4



Setup Notes:
T1 - T2, T5 - T7 cannot be engaged from A.

RO Notes:
Bear trap at front activates swinger and it stays visible.
P1 to P4 are self-indicating plates and hits to be called for scoring



Stage 6: The V Wall

RULES: IPSC Rifle, January 2017 Edition

COURSE DESIGNER: Piet van Wyk

START POSITION: Shooter starts at A, one foot touching, rifle loaded option 1, held in the ready position.

STAGE PROCEDURE

At the start signal engage targets from within designated area. Bear trap activates swinger which remain visible.

SCORING

SCORING: 17 rounds, 85 points
TARGETS: 6 IPSC mini targets, 1 swinger, 3 self-indicating plates and 1 No-shoot target
DISTANCE: 10 – 100m



P1

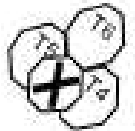
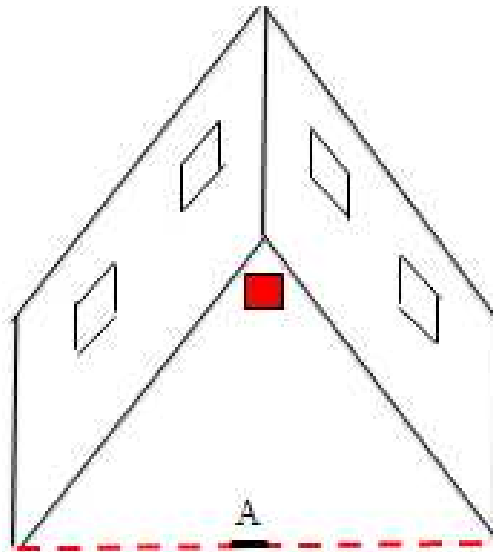


P2



P3

S1



Setup Notes:

Bear trap activates swinger

RO Notes:

Bear trap activates swinger which remains visible and carries drop shot penalties.

P1 to P3 are self-indicating plates and hits to be called for scoring

Check safety angles on 90 deg rule



Directions to Premier Range (New Entrance)

Route from Pretoria – N1 / Zambezi Road / Mamelodi:

1. Continue past the old turn-off, next to the Premier Game Reserve hut, for another 800 meters until you arrive at the turn off to the mine hostels (tar road turn off to the left).
2. Turn left onto the mine hostels approach road.
3. Approximately 150 meters – turn left onto the dirt road to the mine hostels married quarters (just before the Tshwane Electrical department depot).
4. Continue down the dirt road for approximately 300 meters and turn right onto a smaller dirt road. (You will now see the mine hostels married quarters on your left and the sports field on your right). Do not miss this turn off!
5. Continue through a gate which should always be unlocked and past the pump station on your left.
6. The road will now turn sharply to your left.
7. Continue down this road and you will enter the Premier Shooting Club premises straight ahead.
8. Total distance from the tar road = 1.1km.

Route from Rayton / Cullinan:

1. Follow the detour signs to Pretoria.
2. Look out for the tar road turn off to your right approximately 800 meters before the old turn off to the club at the Premier Game Reserve hut.
3. Turn right onto the mine hostels approach road.

4. Approximately 150 meters – turn left onto the dirt road to the mine hostels married quarters (just before the Tshwane Electrical department depot).
5. Continue down the dirt road for approximately 300 meters and turn right onto a smaller dirt road. (You will now see the mine hostels married quarters on your left and the sports field on your right). Do not miss this turn off!
6. Continue through a gate which should always be unlocked and past the pump station on your left.
7. The road will now turn sharply to your left.
8. Continue down this road and you will enter the Premier Shooting Club premises straight ahead.
9. Total distance from the tar road = 1.1km.