



NGPSA and Premier Shooting Club invites you to

Mini Rifle league 1

NORTHERN GAUTENG



PRACTICAL SHOOTING
ASSOCIATION

Date : Sunday 20th May 2018
Time: Shooting starts at 09:00
Venue: Premier Shooting Club
Cost: R150
Affiliation: All shooters welcome



Please note – no catering available on the range, bring own food and drinks

No	Stages	Rounds
1	Watch your step	23
2	House clearance	30
3	Visitors	16
4	The wall	22
5	Plate bonanza	20
6	The Table	<u>26</u>
		137

Stage ratios: Level 1 league, not followed



Stage 1: Watch your step

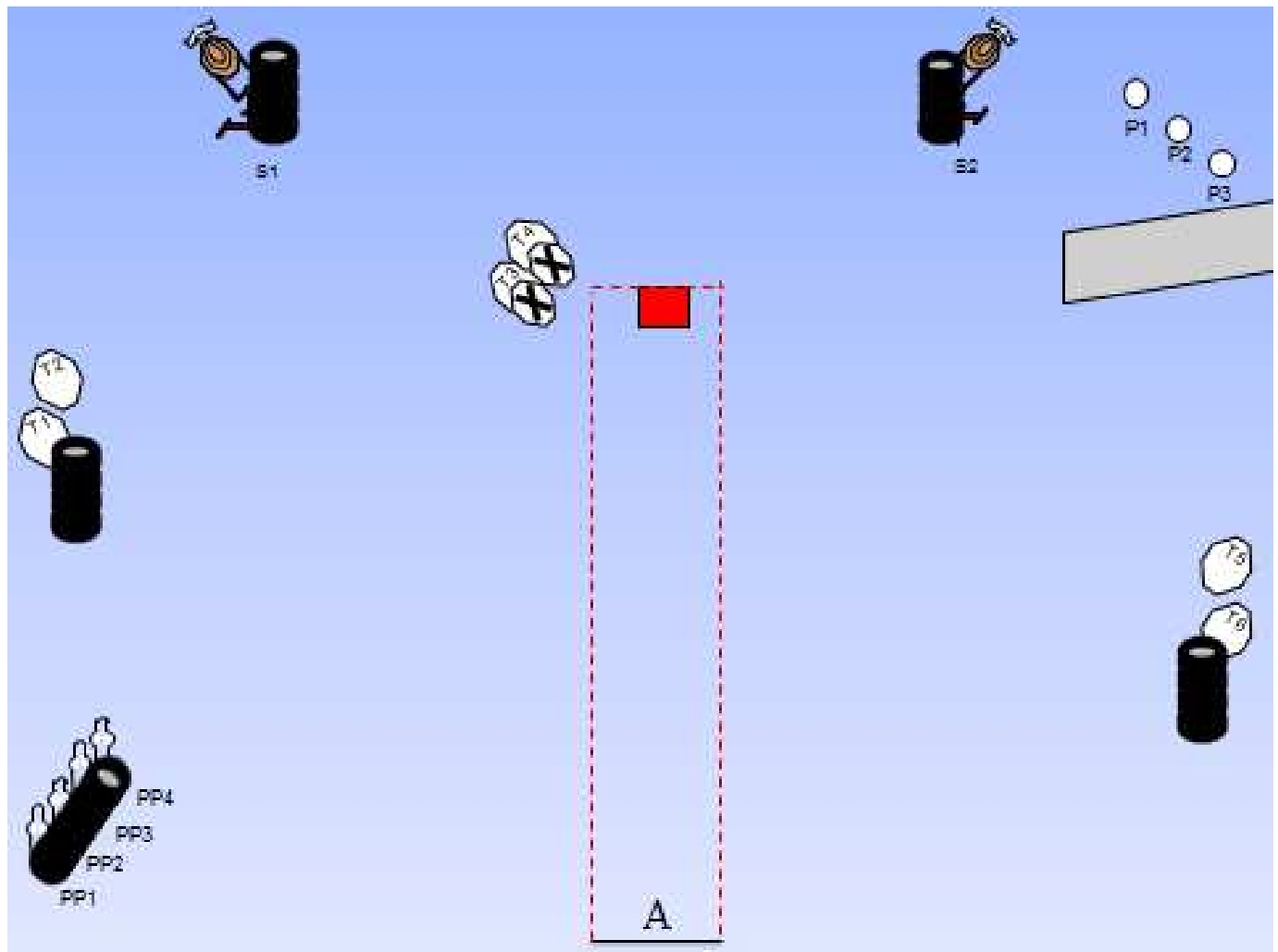
RULES: IPSC Mini Rifle, January 2017 Edition

COURSE DESIGNER: Christo van Zyl

START POSITION: Shooter starts at A one foot touching the barricade, rifle at option 1, held in the ready position.

STAGE PROCEDURE
On signal, engage all targets from the demarcated area in any order.

SCORING
SCORING: 23 rounds, 115 points
TARGETS: 6 IPSC targets, 2 swingers, 4 mini poppers, 3 plates & 2 no-shoots targets
DISTANCES: 2 - 20m



Setup Notes:
none

RO Notes:
Only after activating the bear trap can swingers be engaged. Swingers stay visible.



Stage 2: House clearance

RULES: IPSC Mini Rifle, January 2017 Edition

COURSE DESIGNER: Christo van Zyl

START POSITION: Shooter starts at window A or B barrel of rifle touching window, rifle at option 1, held in the ready position.

STAGE PROCEDURE

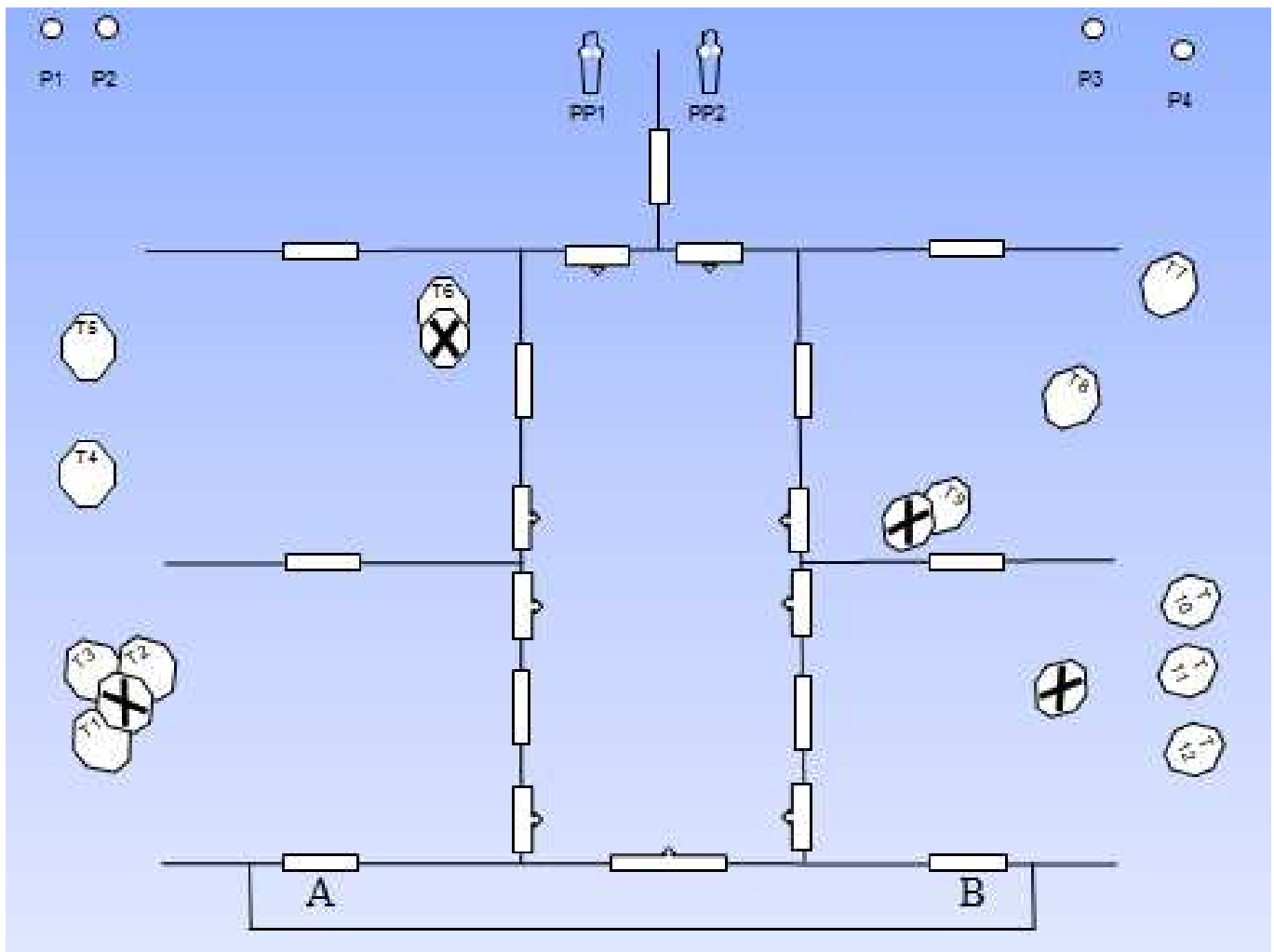
On signal, engage all targets in any order while staying in the demarcated area.

SCORING

SCORING: 30 rounds, 150 points

TARGETS: 4 plates, 2 mini poppers, 12 IPSC targets & 4 no-shoots targets

DISTANCES: 5 - 30m



Setup Notes:

Normal IPSC targets to be used.

RO Notes:

None



Stage 3: Visitors

RULES: IPSC Mini Rifle, January 2017 Edition

COURSE DESIGNER: CvZ & PvW

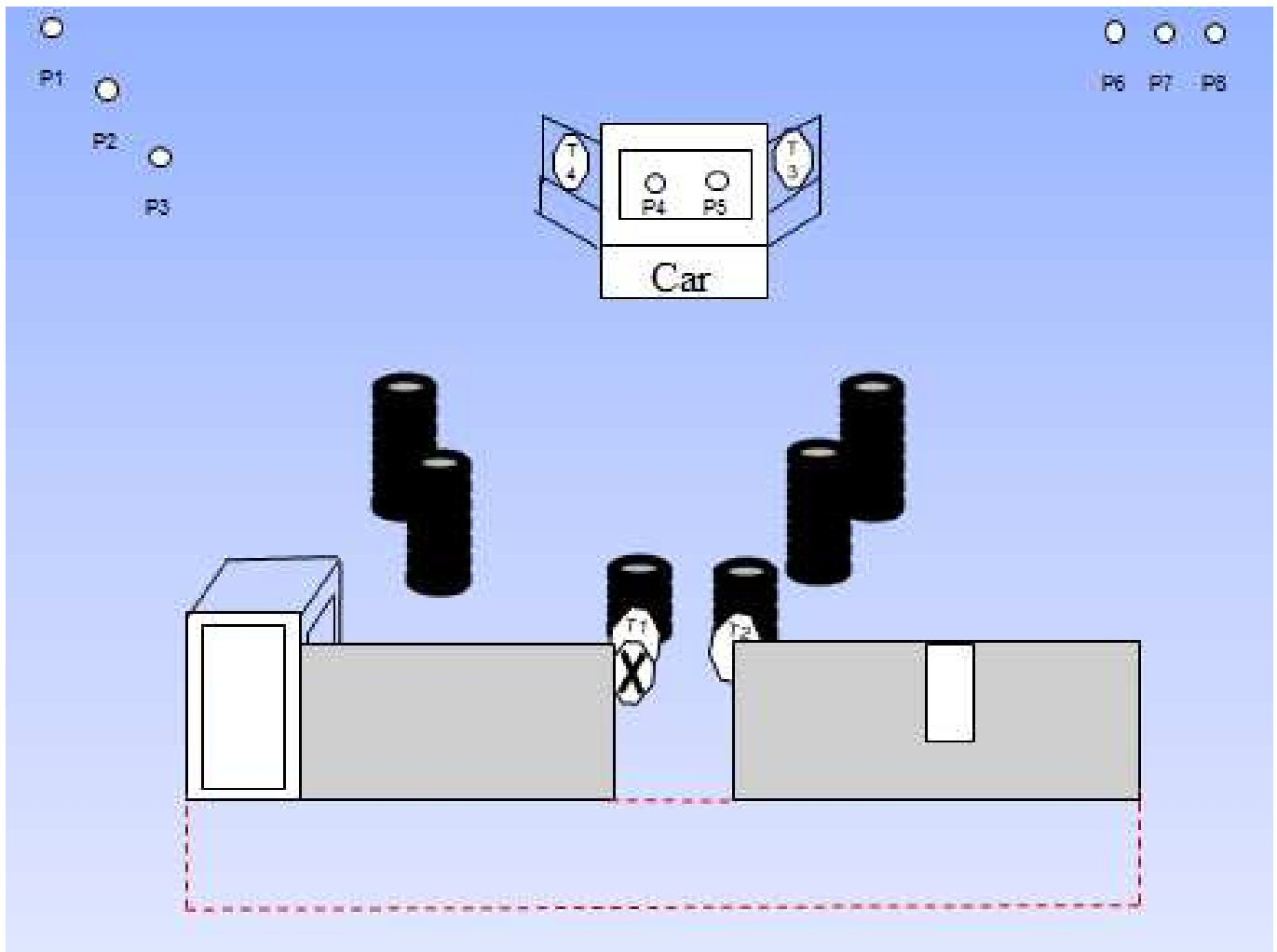
START POSITION: Shooter starts anywhere in shooting area, rifle at option 2, held in the ready position.

STAGE PROCEDURE

On signal, load rifle and engage all targets from within the demarcated area. The phone booth, the door and window must all be used to engage targets.

SCORING

SCORING: 16 rounds, 80 points
TARGETS: 4 IPSC targets, 8 Plates and 1 No-shoot targets
DISTANCES: 10 - 30m



Setup Notes:

RO Notes:

Shooter to use all apertures



Stage 4: The wall

RULES: IPSC Mini Rifle, January 2017 Edition

COURSE DESIGNER: CvZ & PvW

START POSITION: Shooter starts anywhere in shooting area, rifle at option 1, held in the ready position.

STAGE PROCEDURE

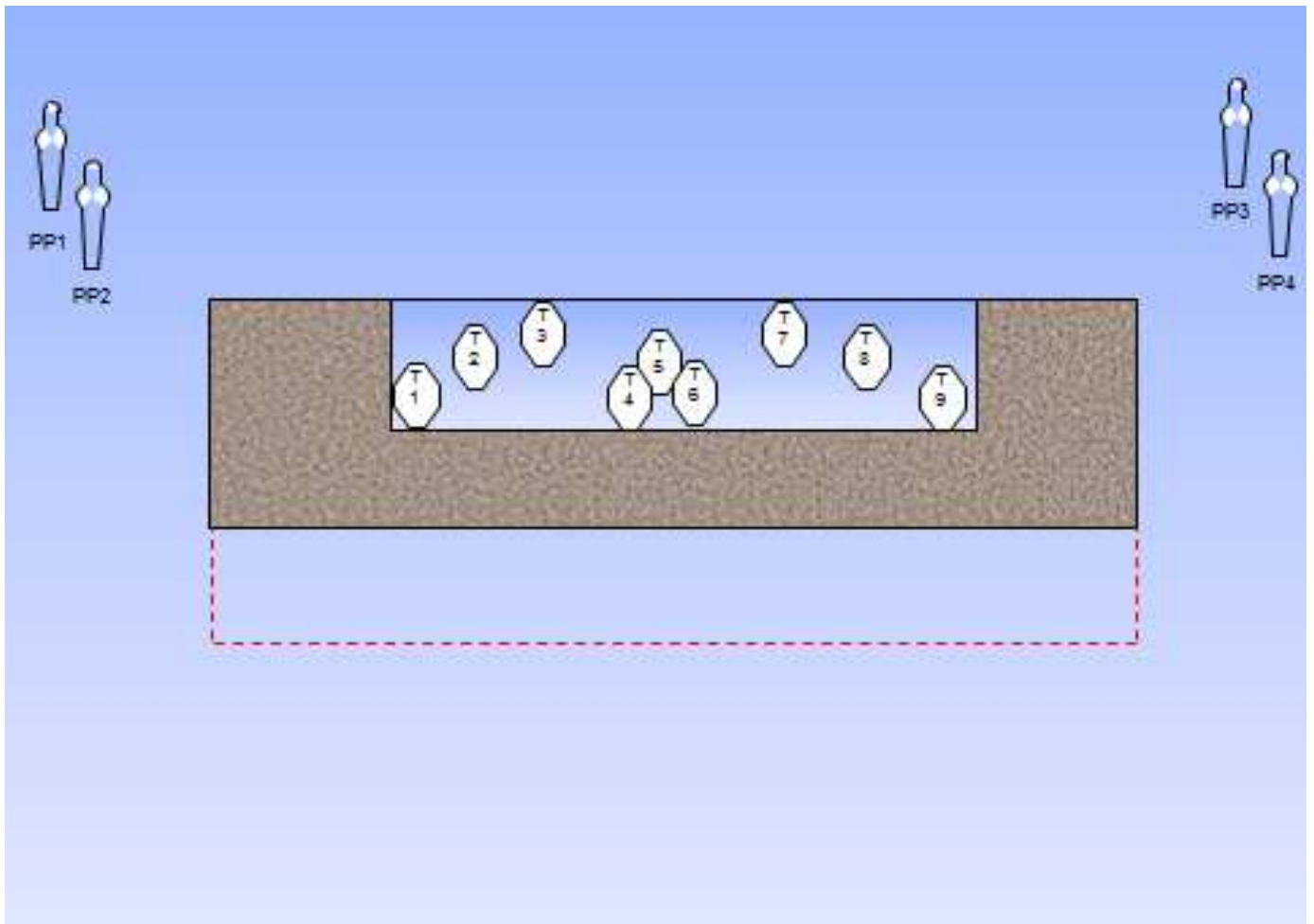
On signal, engage all targets whilst remaining in the demarcated area.

SCORING

SCORING: 22 rounds, 110 points

TARGETS: 9 IPSC and 4 mini poppers

DISTANCES: 3 - 15m



Setup Notes:

None

RO Notes:

None



Stage 5: Plates bonanza

RULES: IPSC Mini Rifle, January 2017 Edition

COURSE DESIGNER: Christo van Zyl

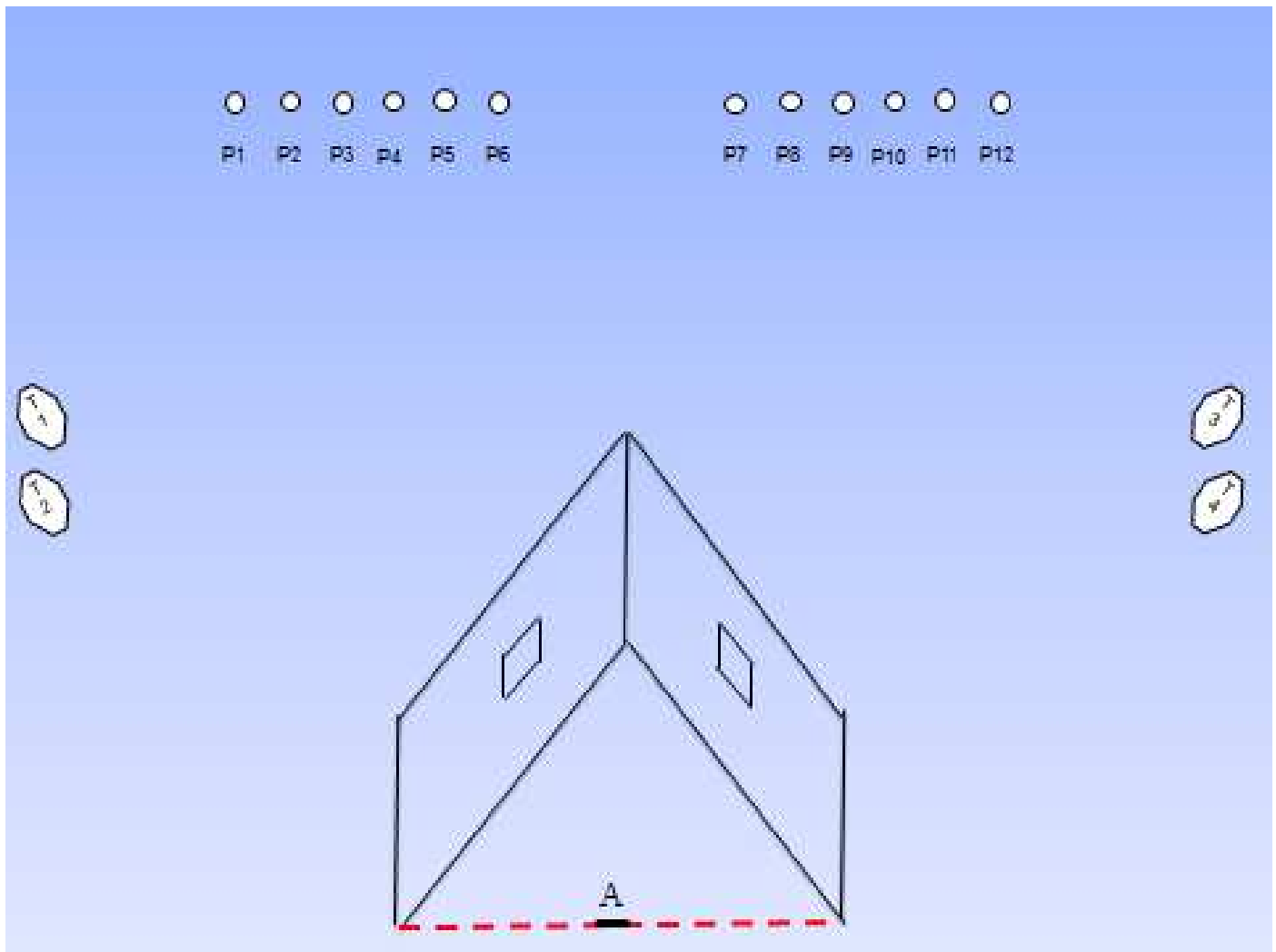
START POSITION: Shooter starts standing at A on foot touching marked area, rifle loaded option 2, held in the ready position.

STAGE PROCEDURE

On signal, load and engage all targets from shooting apertures

SCORING

SCORING: 20 rounds, 100 points
TARGETS: 12 Plates and 4 mini targets
DISTANCE: 25m



Setup Notes:

P1 to P6 only visible from left window and P7 to P12 only visible from right window.

RO Notes:

None.



Stage 6: The Table

RULES: IPSC Mini Rifle, January 2017 Edition

COURSE DESIGNER: CvZ & PvW

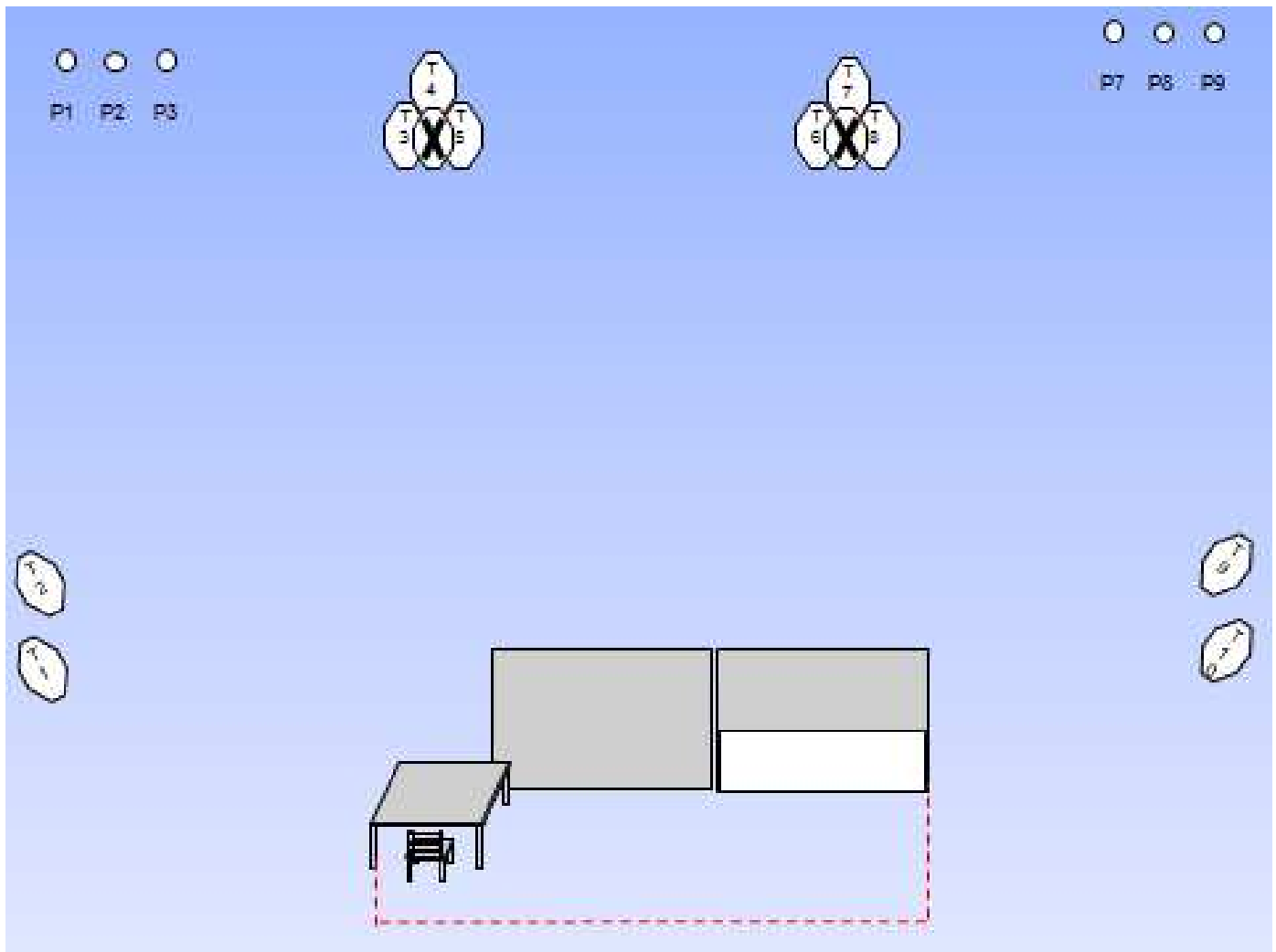
START POSITION: Shooter starts at A, seated behind table, rifle option 3, gun lying on table with first magazine to be used.

STAGE PROCEDURE

At the start signal pick up and load rifle, engage P1-P3 seated from table, remaining targets to be engaged from anywhere within the demarcated area.

SCORING

SCORING: 26 rounds, 130 points
TARGETS: 10 IPSC, 6 plates and 2 No-shoot targets
DISTANCE: 10 – 50m



Setup Notes:

Targets T6-T8 and plates P7-P9 not visible from table

RO Notes:

Shooter seated hands on knees, rifle and magazine lying FLAT on table.



Directions to Premier Range (New Entrance)

Route from Pretoria – N1 / Zambezi Road / Mamelodi:

1. Continue past the old turn-off, next to the Premier Game Reserve hut, for another 800 meters until you arrive at the turn off to the mine hostels (tar road turn off to the left).
2. Turn left onto the mine hostels approach road.
3. Approximately 150 meters – turn left onto the dirt road to the mine hostels married quarters (just before the Tshwane Electrical department depot).
4. Continue down the dirt road for approximately 300 meters and turn right onto a smaller dirt road. (You will now see the mine hostels married quarters on your left and the sports field on your right). Do not miss this turn off!
5. Continue through a gate which should always be unlocked and past the pump station on your left.
6. The road will now turn sharply to your left.
7. Continue down this road and you will enter the Premier Shooting Club premises straight ahead.
8. Total distance from the tar road = 1.1km.

Route from Rayton / Cullinan:

1. Follow the detour signs to Pretoria.
2. Look out for the tar road turn off to your right approximately 800 meters before the old turn off to the club at the Premier Game Reserve hut.
3. Turn right onto the mine hostels approach road.
4. Approximately 150 meters – turn left onto the dirt road to the mine hostels married quarters (just before the Tshwane Electrical department depot).

5. Continue down the dirt road for approximately 300 meters and turn right onto a smaller dirt road. (You will now see the mine hostels married quarters on your left and the sports field on your right). Do not miss this turn off!
6. Continue through a gate which should always be unlocked and past the pump station on your left.
7. The road will now turn sharply to your left.
8. Continue down this road and you will enter the Premier Shooting Club premises straight ahead.
9. Total distance from the tar road = 1.1km.