

COF Handgun League
Magnum United Shooting Range
26 / 27 May 2018



RANGES		Rounds
1	<i>Doors</i>	32
2	<i>Windows</i>	22
3	<i>Shake-n-Bake</i>	24
4	<i>Match Maker</i>	9
5	<i>As per France</i>	31
6	<i>ZigZag</i>	14
7	<i>High Low</i>	9
8	<i>Bags Up</i>	9
Total		149 Rounds

IMPORTANT:

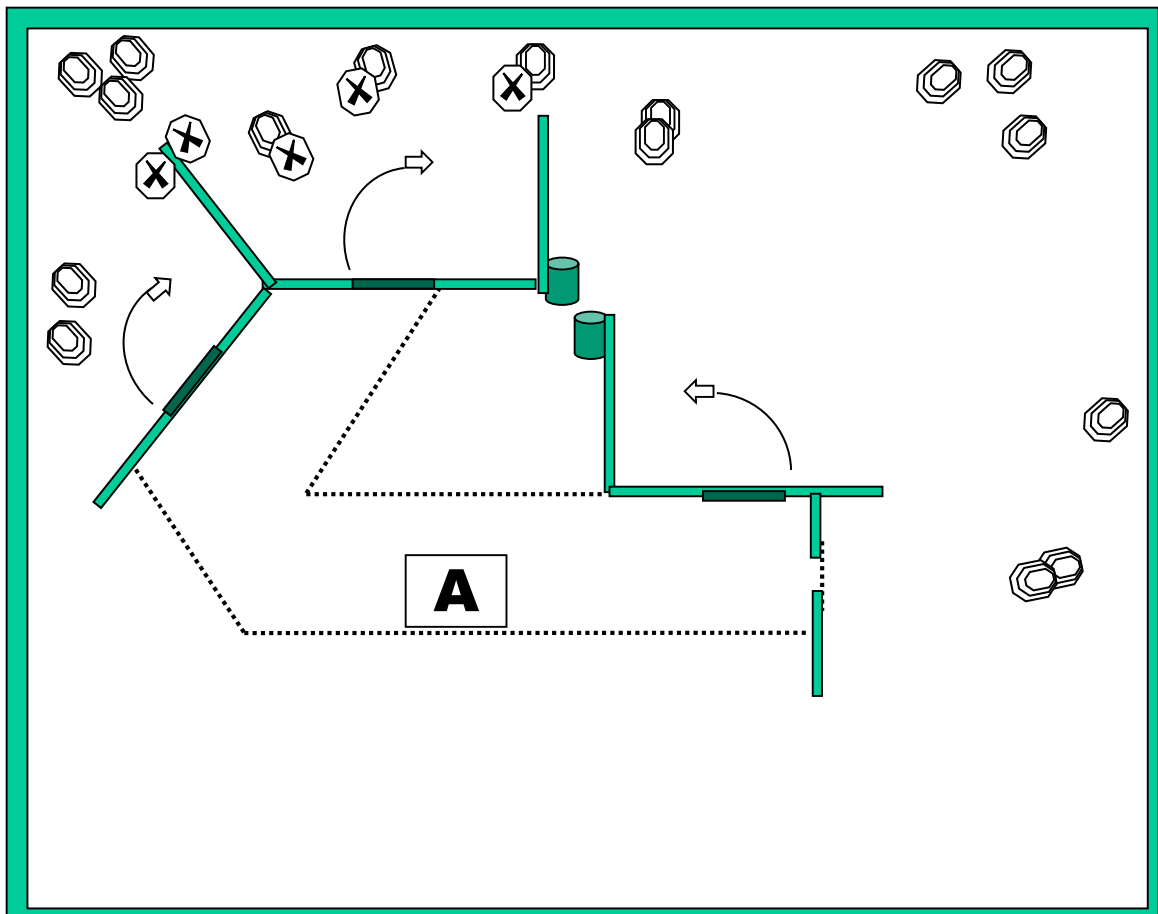
*Food and beverages will be available for sale on the range
Saturday & Sunday shooting commence at 08:30*



STAGE: 1 (Range 1)

Doors

- Targets: 16 x Targets & 5 x No-Shoot Targets
- Distances: 3 – 20m
- Minimum Rounds: 32
- Possible Points: 160
- Start Signal / Stop: Audible Signal / Last shot Fired.
- Start Position: Shooter starts standing at **A** with hands relaxed, both heels touching the marked area. Gun is loaded and holstered.
- Procedure: On signal engage Targets in any order as they become visible, while remaining in the demarcated area.
- Penalties: As per current IPSC Rules.

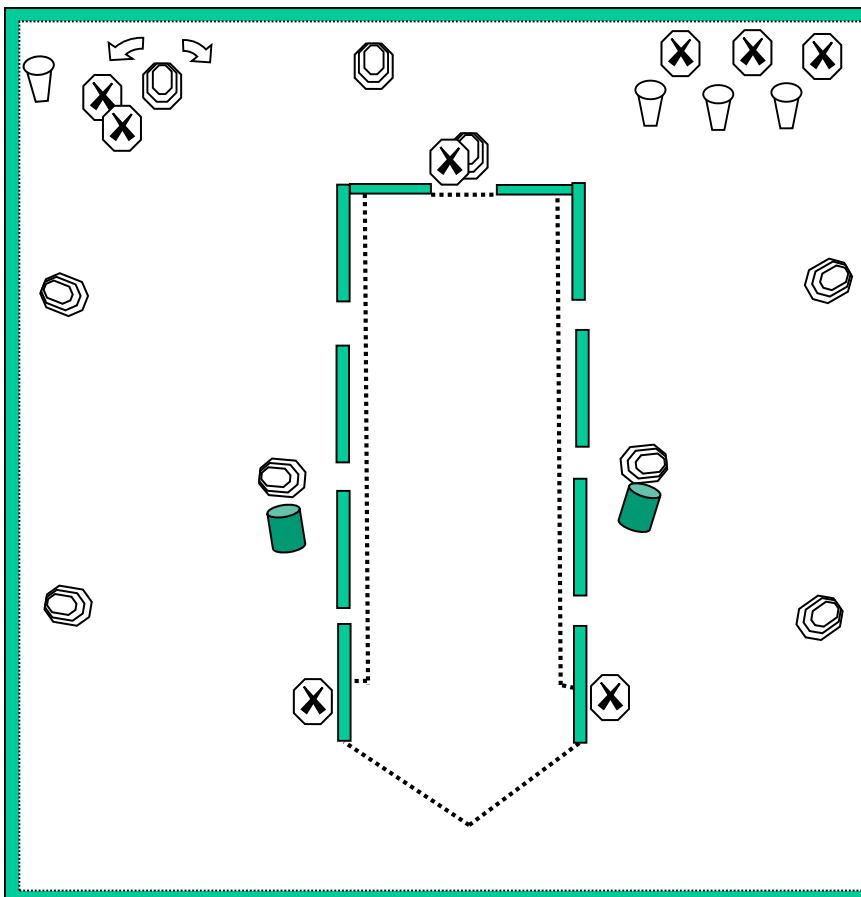




STAGE: 2 (Range 2)

Windows

- Targets: 8 x Mini Targets, 1 x Swinger, 4 x Poppers & 8 x No-Shoots
- Distances: 2 – 30m.
- Minimum Rounds: 22
- Possible Points: 110
- Start Signal / Stop: Audible Signal / Last shot Fired.
- Start Position: Shooter starts anywhere in the demarcated area . Gun is loaded and holstered.
- Procedure: On signal engage Targets and Poppers in any order as they become visible, whilst remaining in the demarcated area. Left Popper activates Swinger which remains visible
- Penalties: As per current IPSC Rules.

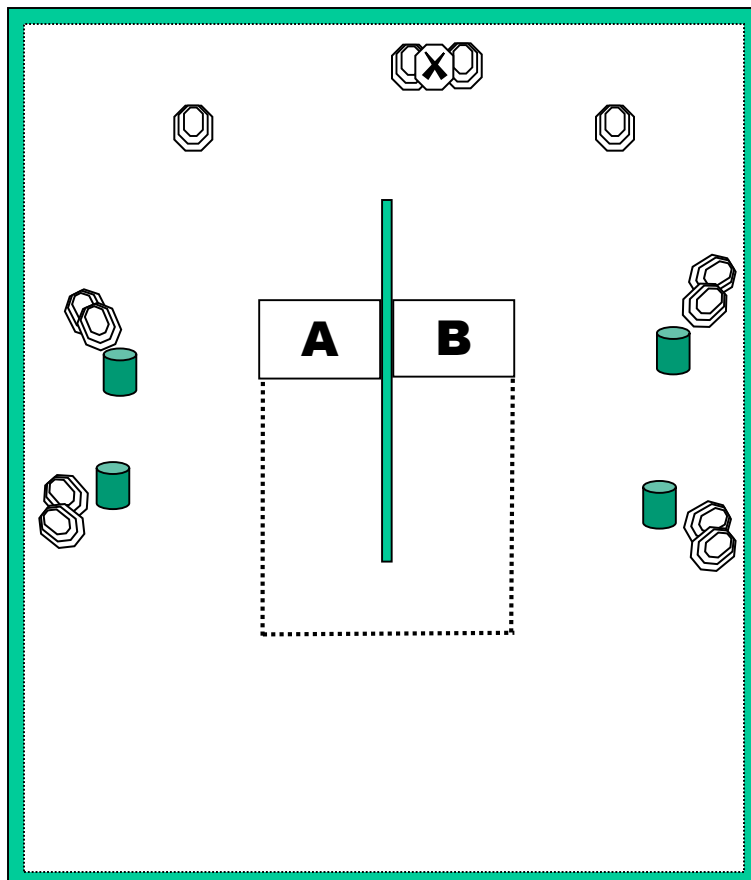




STAGE: 3 (Range 3)

Shake-n-Bake

- Targets: 12 x Targets & 1 X No-Shoots
- Distances: 10 - 35m.
- Minimum Rounds: 24
- Possible Points: 120
- Start Signal / Stop: Audible Signal / Last shot Fired.
- Start Position: Shooter starts either at **A** or **B**, upright, hands relaxed, with unloaded Gun and all magazines to be used on the table.
- Procedure: On signal engage Targets as they become visible, while remaining in the demarcated area.
- Penalties: As per current IPSC Rules.






STAGE: 4 (Range 5)

Match Maker

- Targets: 2 x Mini Targets & 5 Plates
- Distances: 9-10m
- Minimum Rounds: 9
- Possible Points: 45
- Start Signal / Stop: Audible Signal / Last shot Fired.
- Start Position: Shooter starts upright in **A** with both feet touching the marked area, and facing away from the Plates – as demonstrated. Guns is loaded and holstered.
- Procedure: On signal engage Targets in any order from within **A**.
- Penalties: As per current IPSC Rules.

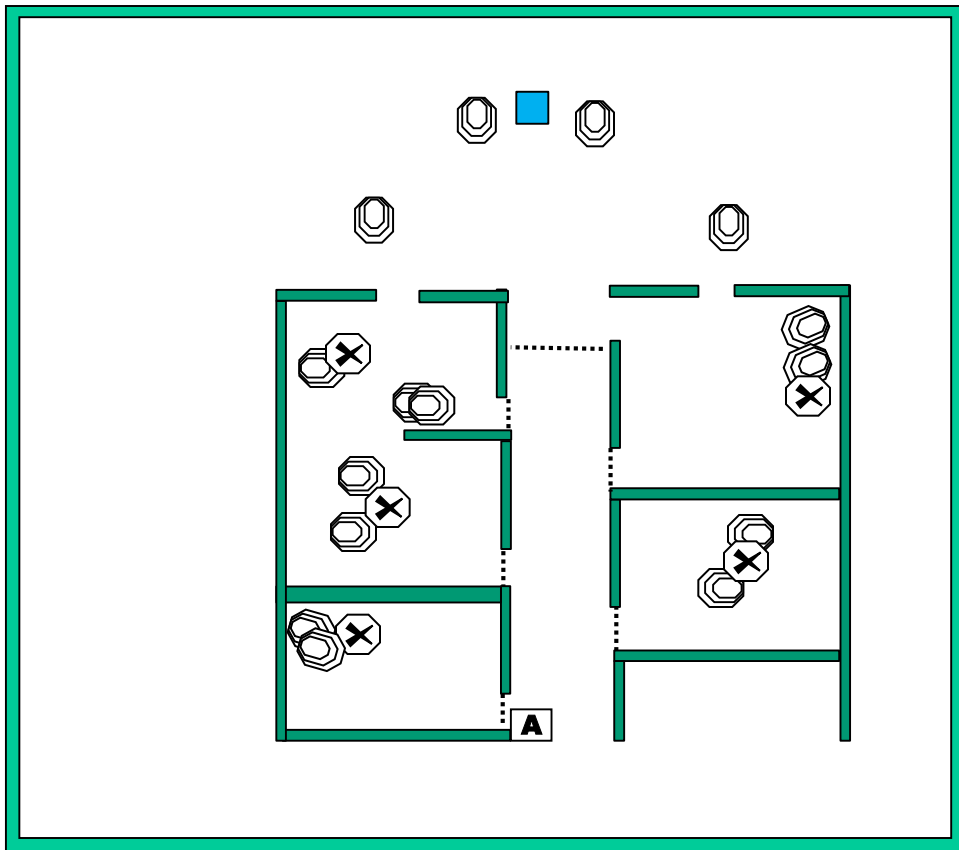




STAGE: 5 (Range 6)

As per France

- Targets: 15 x Targets, 1 x Plate, 5 x No Shoot Targets.
- Distances: 3 – 15m.
- Minimum Rounds: 31
- Possible Points: 155
- Start Signal / Stop: Audible Signal / Last shot Fired.
- Start Position: Shooter starts standing upright at **A** with hands on marked area. Gun is loaded and holstered.
- Procedure: On signal engage Targets and Plate in any order as they become visible whilst remaining within the demarcated area.
- Penalties: As per current IPSC Rules.

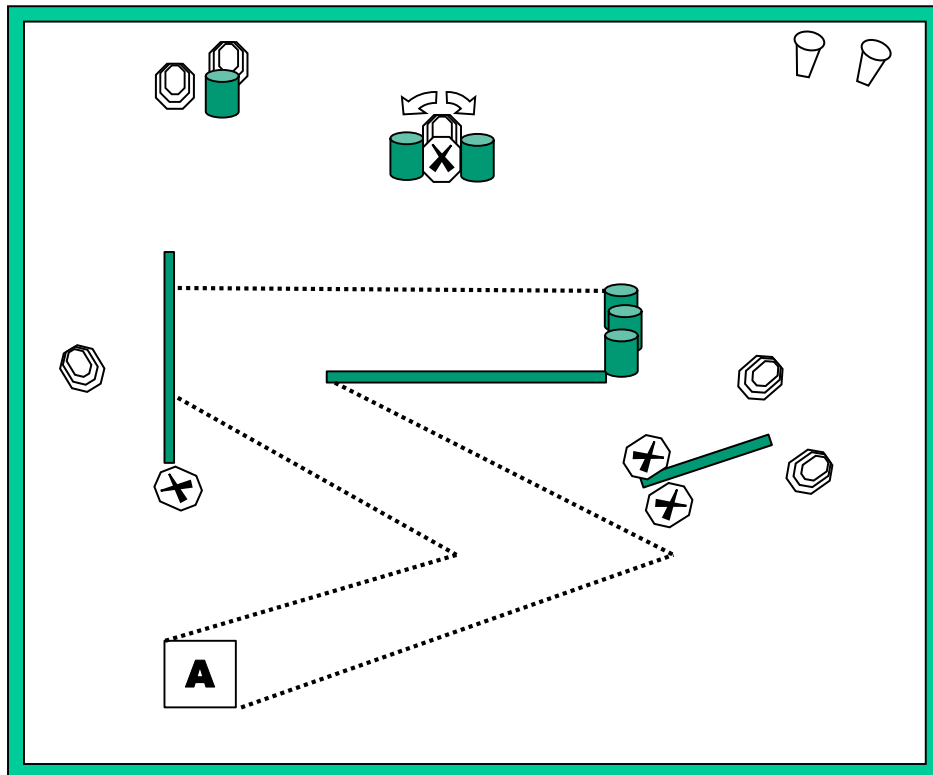




Stage: 6 (Range 7)

ZigZag

- Targets: 5 x Targets, 1 x Swinger & 2 x Popper & 4 x No-Shoot
- Distances: 3 – 20m.
- Minimum Rounds: 14
- Possible Points: 70
- Start Signal / Stop: Audible Signal / Last shot Fired.
- Start Position: Shooter starts upright & relaxed at A, one heel touching the marked area. Gun is loaded and holstered.
- Procedure: On signal, engage Targets and Poppers in any order as it becomes visible, while remaining in the demarcated area. Left Popper activates Swinger, which remains visible.
- Penalties: As per current IPSC Rules.

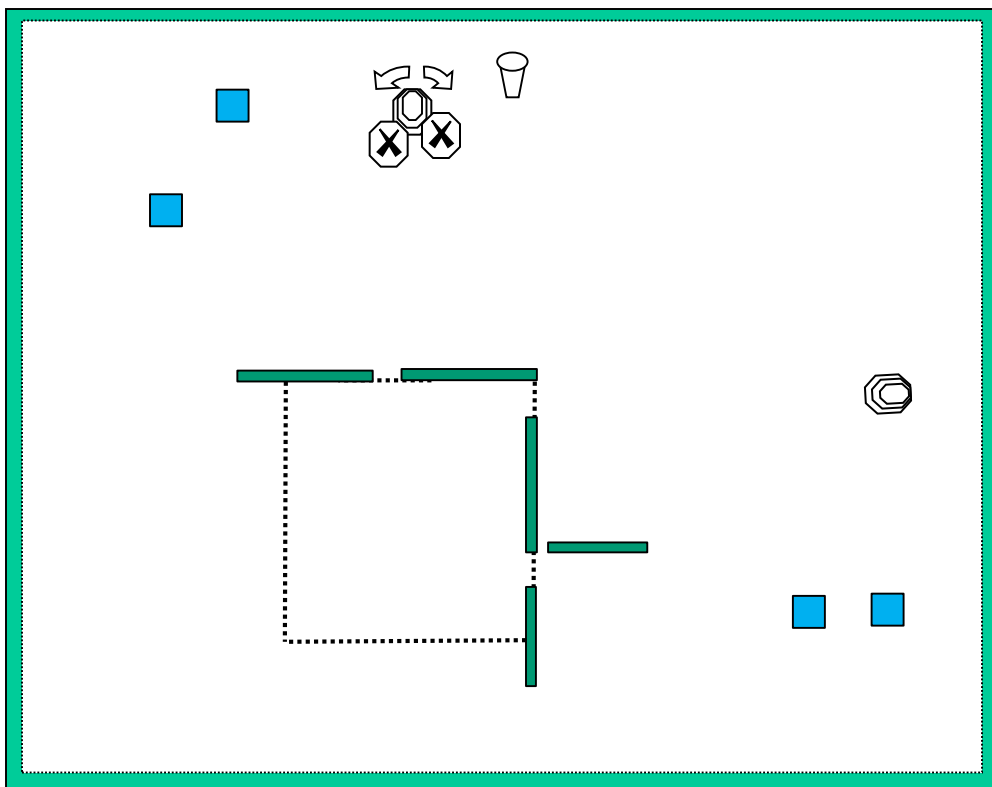




STAGE: 7 (Stage 8)

High Low

- Targets: 1 x Target, 1 x Swinger, 4 x Plates, 1 x Popper & 2 x No-Shoot
- Distances: 10 - 20m.
- Minimum Rounds: 9
- Possible Points: 45
- Start Signal / Stop: Audible Signal / Last shot Fired.
- Start Position: Shooter start standing anywhere in demarcated area, with hands relaxed at sides. Gun is loaded and holstered
- Procedure: On signal engage Targets, Plates & Popper in any order as they become visible, whilst remaining within demarcated area.
Popper activates Swinger which remains visible.
- Penalties: As per current IPSC Rules.





STAGE: 8 (Range 9A)

Bags Up

- Targets: 9 x Mini Targets
- Distances: 3-5 m
- Minimum Rounds: 9
- Possible Points: 45
- Start Signal / Stop: Audible Signal / Last shot Fired.
- Start Position: Shooter start standing upright anywhere in the demarcated area, with weak hand holding the bag by the straps – strong hand is relaxed. Gun is loaded and holstered.
- Procedure: On signal engage Targets as they are visible through the openings with Strong Hand ONLY, while holding the bag in the weak hand by the straps.
- Penalties: As per current IPSC Rules.

