

NORTHERN GAUTENG



**PRACTICAL SHOOTING
ASSOCIATION**

NGPSA Handgun League 5

30th June and 1st July 2018

Venue


Magnum United Shooting Range

Hosted by

Pretoria Police Practical Shooting Club

and

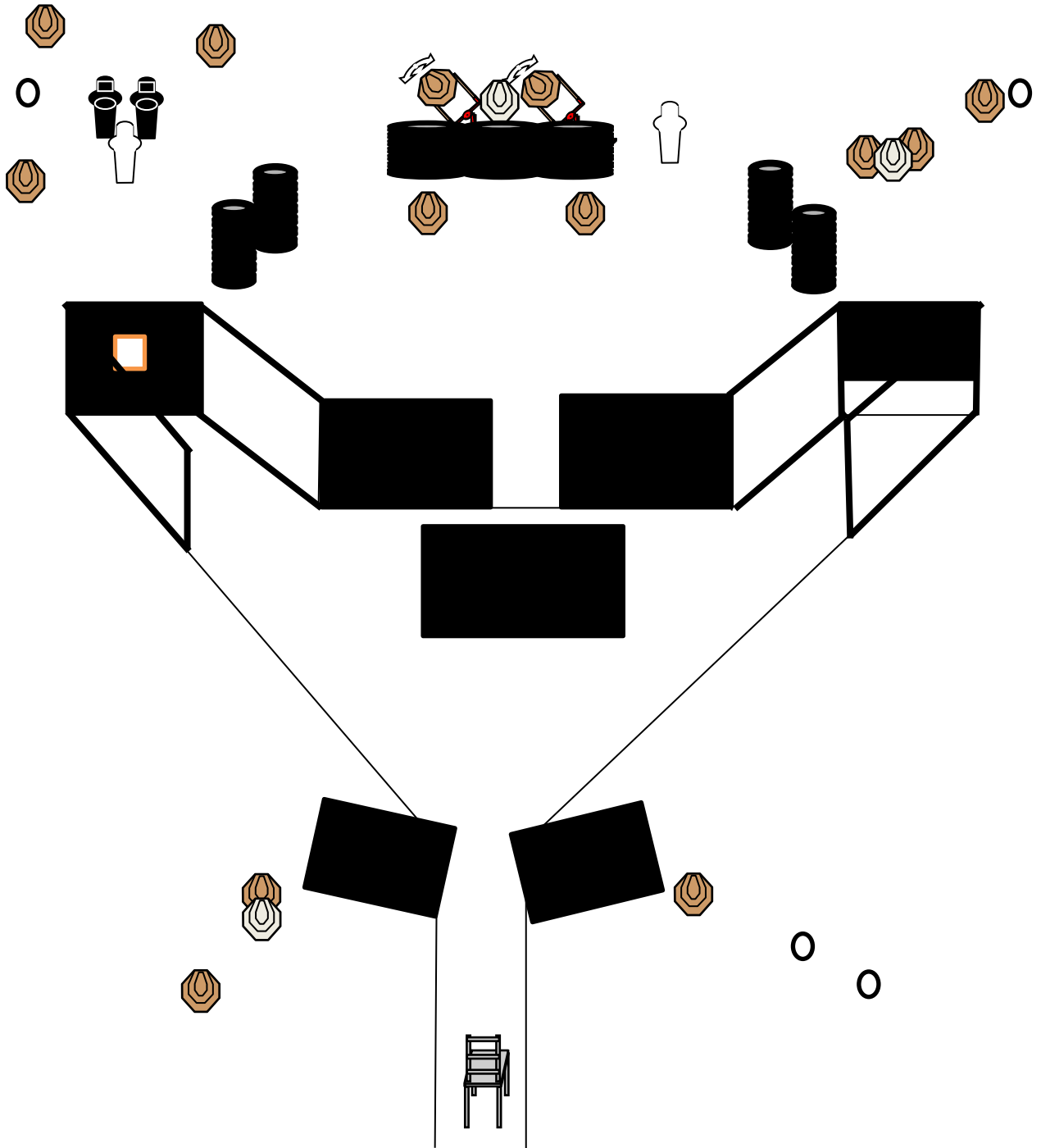
Magnum United Shooting Club



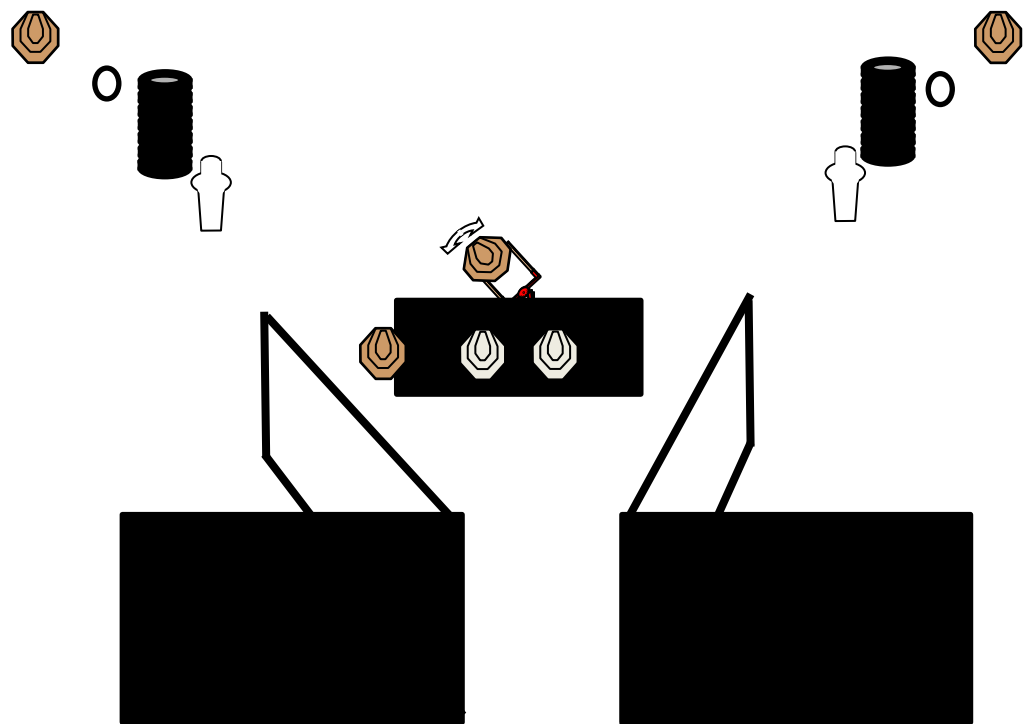
Stage	Type	Rounds	Points
1	Long	32	160
2	Short	12	60
3	Medium	20	100
4	Short	9	45
5	Medium	18	90
6	Short	9	45
7	Long	28	140
8	Medium	17	85

There will be catering available on range for both days.

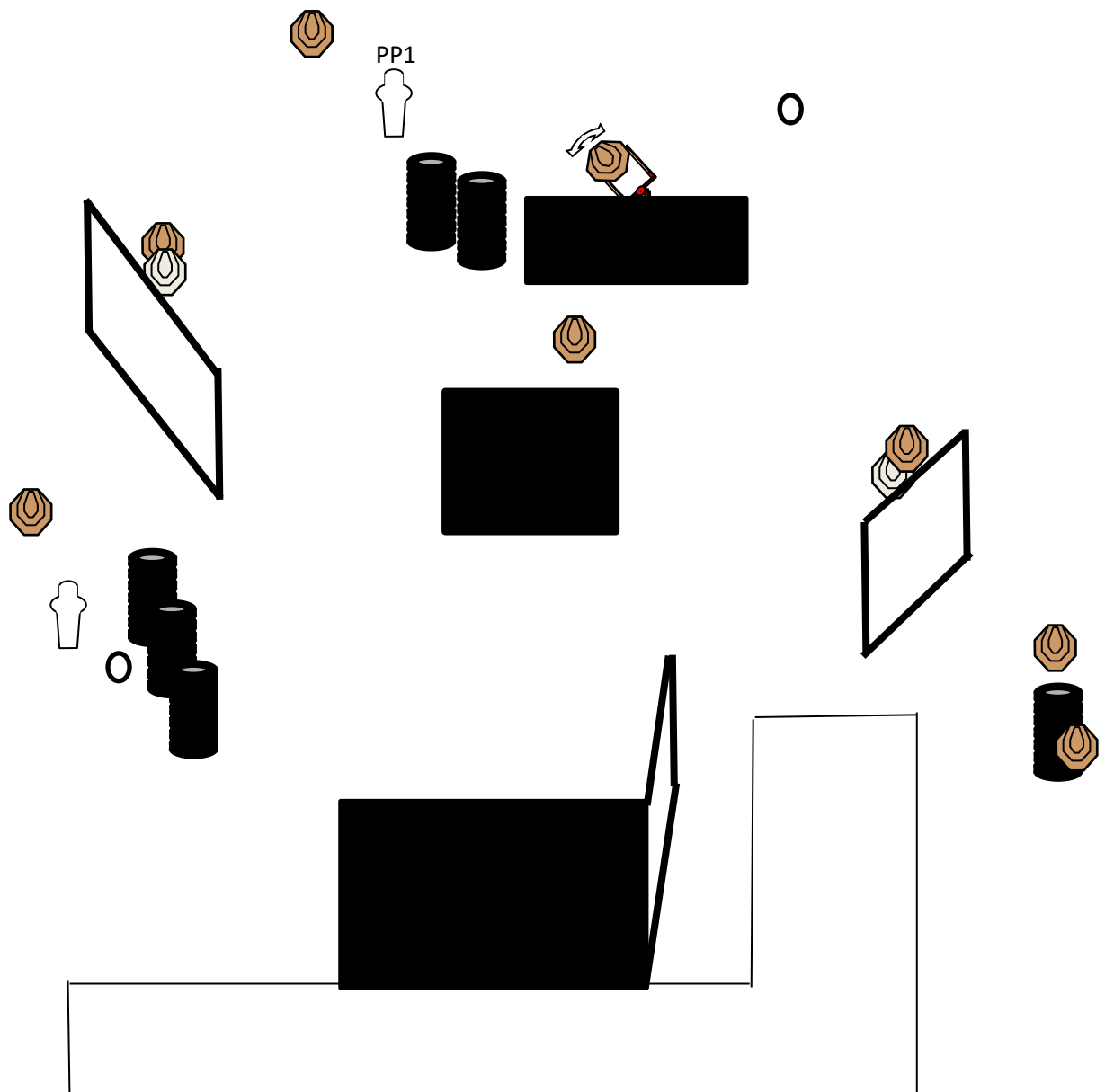
Stage 1 / Range 1	
Scoring	Comstock
Targets	11 x Classic Targets, 2 x Poppers, 4 x Plates, 2 x Swingers and 3 Penalty Targets
Round count	32 minimum
Target Distance	10m – 15m
Start-Stop	Signal and last shot fired
Starting Position	Seated at A, facing down range. Hands on knees.
Stage Procedure	On signal engage targets. PP1 will activate both the swingers. Both swingers will remain visible and will carry missed shot penalties.



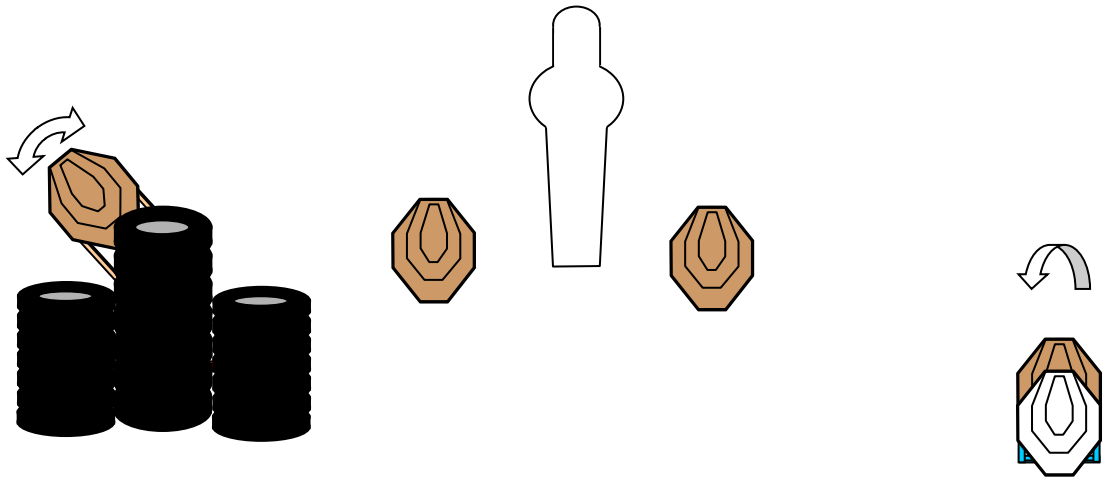
STAGE: 2 / Range 2	
Scoring	Comstock
Targets	4 x Classic Targets, 2 x Poppers, 2 x Plates, 1 x Swingers and 2 Penalty Targets
Round count	12 minimum
Target Distance	10m – 15m
Start-Stop	Signal and last shot fired
Starting Position	Standing at A, facing down range. Fingers interlaced on top of head.
Stage Procedure	On signal engage targets. PP1 will activate the swinger. The swinger will remain visible and will carry missed shot penalties.



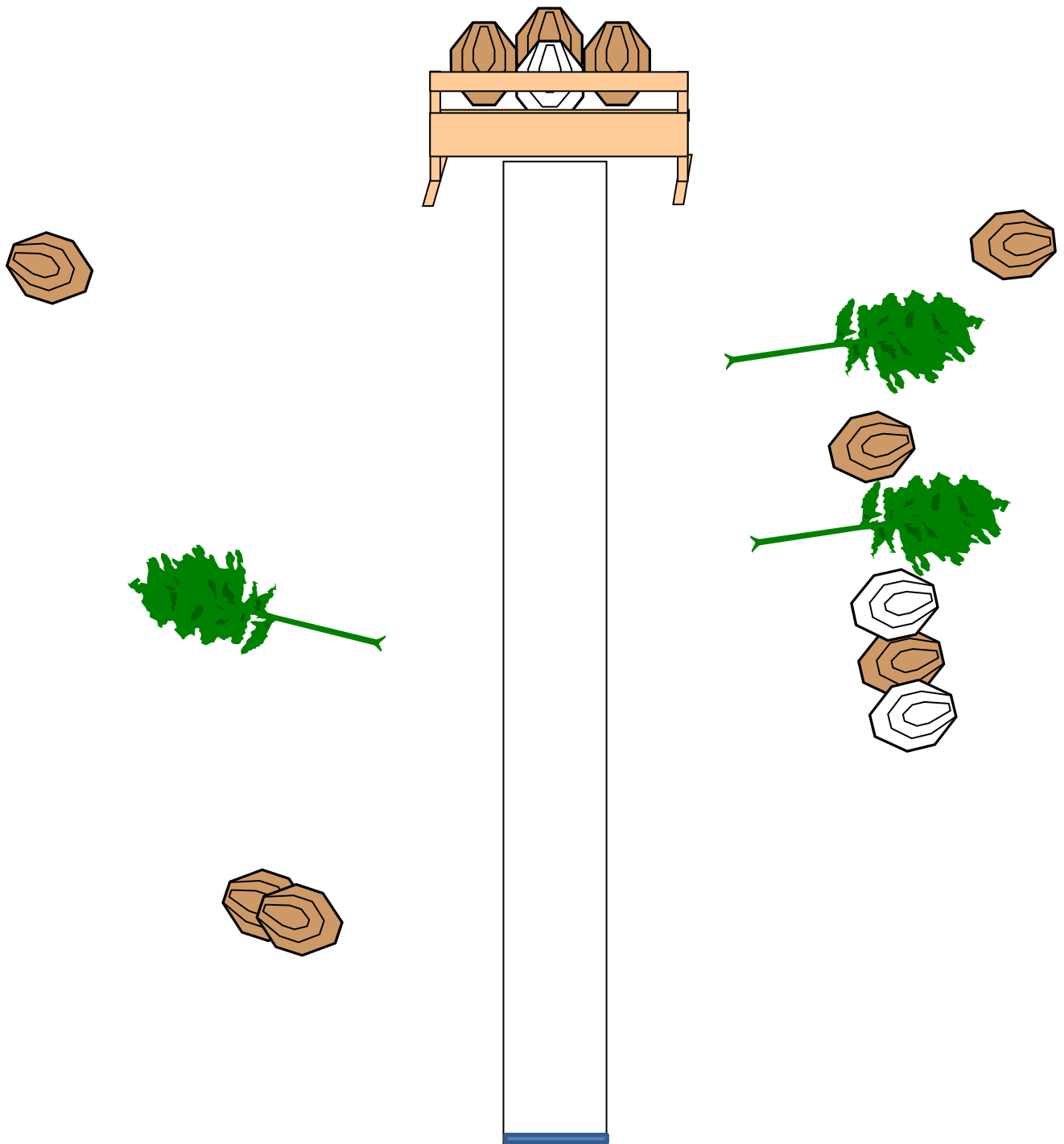
STAGE: 3 / Range 4	
Scoring	Comstock
Targets	7 x Classic Targets, 2 x Poppers, 2 x Plates, 1 x Swinger and 2 Penalty Targets
Round count	20 minimum
Target Distance	5m – 15m
Start-Stop	Signal and last shot fired
Starting Position	Standing anywhere in the demarcated area.
Stage Procedure	On signal engage targets. PP1 will activate the swinger. The swinger will remain visible and will carry missed shot penalties.



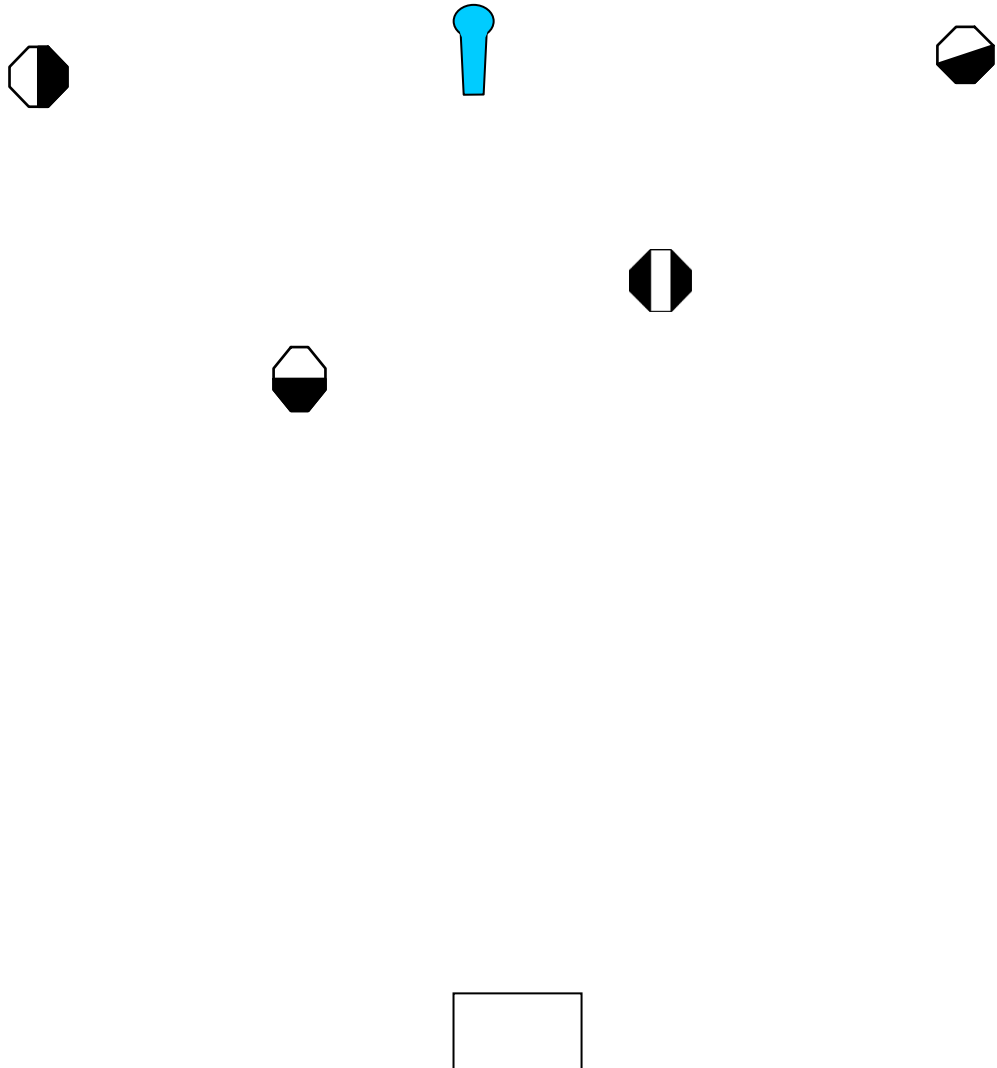
STAGE: 4 / Range 5	
Scoring	Comstock
Targets	2 x Classic Targets, 1 x popper, 1 x clamshell and 1 x swinger
Round count	9 minimum
Target Distance	10m – 15m
Start-Stop	Signal and last shot fired
Starting Position	Standing at A. Pistol loaded and holstered. Hands at sides.
Stage Procedure	On signal engage targets. PP1 will activate both the swinger and clamshell target simultaneously. Both the clamshell target and swinger will remain visible and will carry missed shot penalties.




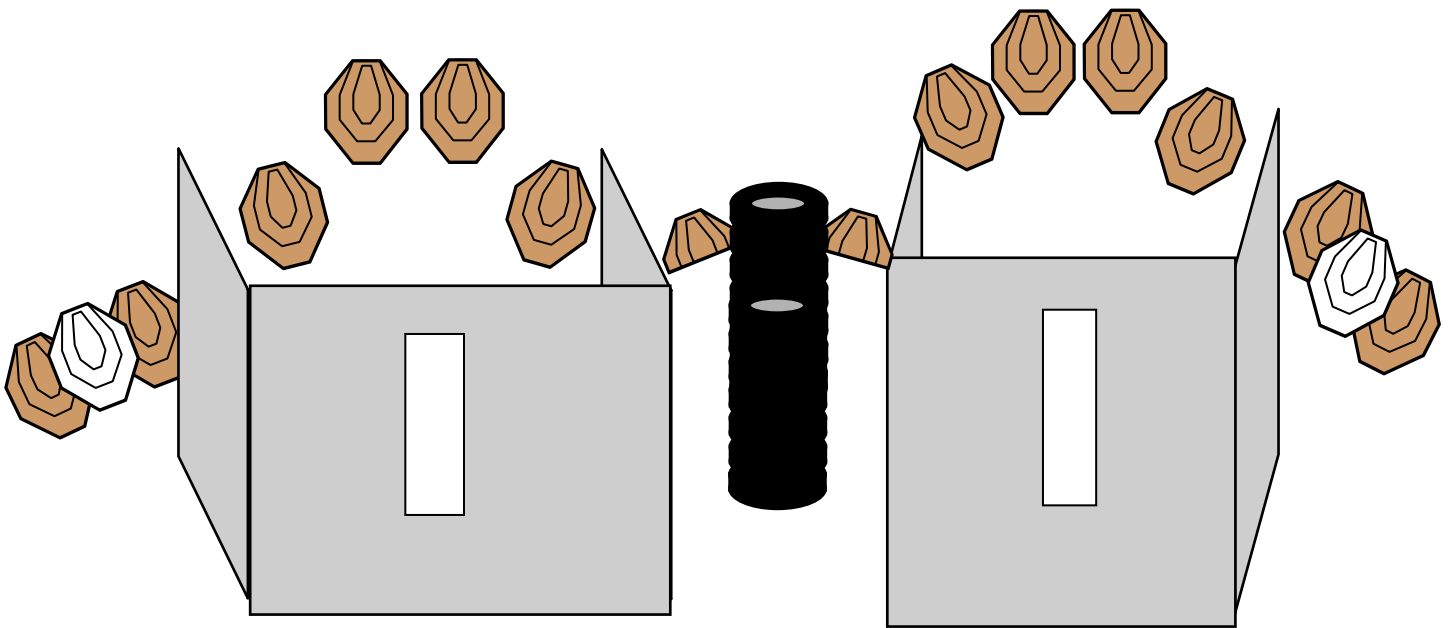
STAGE: 5 / Range 7	
Scoring	Comstock
Targets	9 x Classic Targets and several No Shoot targets.
Round count	18 minimum
Target Distance	5m – 15m
Start-Stop	Signal and last shot fired
Starting Position	Standing at A with both heels touching the marked area.
Stage Procedure	On signal engage targets as they become visible STRONG HAND unsupported.



STAGE: 6 / Range 8	
Scoring	Comstock
Targets	4 x Classic Targets and 1 x popper
Round count	9 minimum
Target Distance	15m – 25 m.
Start-Stop	Signal
Starting Position	Standing at A.
Stage Procedure	On signal engage targets and popper.



STAGE: 7 / Range 9	
Scoring	Comstock
Targets	14 x Targets and several No shoot targets
Round count	28 minimum
Target Distance	10m – 15m
Start-Stop	Signal and last shot fired
Starting Position	Standing anywhere in the demarcated area.
Stage Procedure	On signal engage the targets as they become visible, from within the Demarcated area.



STAGE: 8 / Range 10	
Scoring	Comstock
Targets	5 x Targets, 1 x double swinger, 1 x popper, 2 x plates and several No shoot targets
Round count	17 minimum
Target Distance	10m – 17m
Start-Stop	Signal and last shot fired
Starting Position	Standing anywhere in the demarcated area.
Stage Procedure	On signal engage targets, popper and plates as they become visible, from within the demarcated area. Popper 1 will activate double swinger, S1 & S2 which will remain visible and carry missed shot penalties.

