

OPEN -- Overall Stage Results

NGPSA League - Pistol - Jan 2011

Printed January 23, 2011 at 14:05



Stage 1 -- Bed

	PTS	TIME	HIT FACTOR	STAGE POINTS	STAGE PERCENT	COMPETITOR # Name
1	45	4.63	9.7192	45.0000	100.00	46 van der Merwe, Kenny
2	43	4.52	9.5133	44.0465	97.88	102 Osman, Mohammed
3	45	4.81	9.3555	43.3160	96.26	8 Combrink, Erik
4	44	4.72	9.3220	43.1610	95.91	120 Kenny, van der Merwe
5	44	4.73	9.3023	43.0698	95.71	82 MONTGOMERY, Hubert
6	44	4.96	8.8710	41.0726	91.27	74 Keaney, Paul
7	41	4.66	8.7983	40.7361	90.52	49 Cohen, Joel
8	43	5.14	8.3658	38.7335	86.07	109 Wrogemann, Pierre
9	45	5.41	8.3179	38.5120	85.58	7 Combrink, Lood
10	44	5.31	8.2863	38.3653	85.26	16 Vaughan, Jim
11	43	5.19	8.2852	38.3603	85.25	83 Montgomery, Hanlie
12	44	5.62	7.8292	36.2491	80.55	59 Canosa, Bruno
13	43	5.68	7.5704	35.0511	77.89	18 Montgomery, Thomas
14	42	5.58	7.5269	34.8495	77.44	27 Holmes, Peter
15	40	5.37	7.4488	34.4879	76.64	80 JANSSENS, Rudy
16	44	5.97	7.3702	34.1240	75.83	68 Stockbridge, Roger
17	42	5.76	7.2917	33.7604	75.02	103 Wolf, Dirsuweit
18	45	6.22	7.2347	33.4968	74.44	20 Herridge, Ivan
19	43	5.95	7.2269	33.4605	74.36	17 Cachia, Grant
20	44	6.25	7.0400	32.5952	72.43	55 Dirsuweit, Wolf
21	44	6.39	6.8858	31.8811	70.85	58 Tischmann, Heinz
22	42	6.19	6.7851	31.4152	69.81	79 Janssens, Rene
23	44	7.03	6.2589	28.9787	64.40	6 Combrink, Johan
24	43	7.16	6.0056	27.8059	61.79	43 Van Druten, Ledge
25	43	7.72	5.5699	25.7889	57.31	36 Levin, Dan
26	45	8.55	5.2632	24.3684	54.15	122 Solomon, Ras
27	26	7.80	3.3333	15.4333	34.30	113 Kirsten, Gerrie
28	0	0.00	0.0000	0.0000	0.00	76 Pearson, Les

STANDARD -- Overall Stage Results

NGPSA League - Pistol - Jan 2011

Printed January 23, 2011 at 14:05



Stage 1 -- Bed

	PTS	TIME	HIT FACTOR	STAGE POINTS	STAGE PERCENT	COMPETITOR # Name
1	44	4.68	9.4017	45.0000	100.00	54 O'Donovan, Sean
2	41	4.52	9.0708	43.4161	96.48	48 Cardosa, Jose
3	44	4.99	8.8176	42.2044	93.79	70 Stockbridge, Guy
4	44	5.00	8.8000	42.1200	93.60	3 Jansen Van Vuuren, Abraham
5	43	5.21	8.2534	39.5036	87.79	111 Smith, D.J
6	42	5.13	8.1871	39.1866	87.08	69 Harper, Steve
7	45	5.62	8.0071	38.3250	85.17	25 van Straaten, Andre
8	45	5.71	7.8809	37.7209	83.82	72 van Wyk-STD, Francois
9	41	5.43	7.5506	36.1401	80.31	24 Engelbrecht, Jean
10	43	5.89	7.3005	34.9429	77.65	39 PRINSLOO, Joggie
11	43	6.16	6.9805	33.4113	74.25	47 Botha, Johan
12	42	6.12	6.8627	32.8476	72.99	31 Simpson, Guy
13	44	6.44	6.8323	32.7019	72.67	108 Anthony, Pollitt
14	40	5.90	6.7797	32.4499	72.11	75 Keaney, Janis
15	41	6.08	6.7434	32.2765	71.73	66 Botha, Jaco
16	43	6.51	6.6052	31.6150	70.26	45 Karamitos, Demis
17	41	6.22	6.5916	31.5500	70.11	73 van Niekerk, Kobus
18	43	6.57	6.5449	31.3263	69.61	110 Daniel, Smith - STD
19	43	6.59	6.5250	31.2312	69.40	1 LUCK, Alan
20	42	6.52	6.4417	30.8324	68.52	35 Kruger, Hein
21	43	6.70	6.4179	30.7185	68.26	44 Buchler, Gary
22	43	6.73	6.3893	30.5815	67.96	52 Victor, Marie
23	44	6.99	6.2947	30.1288	66.95	10 Smith, Malcolm
24	43	6.93	6.2049	29.6989	66.00	23 van Ravenswaay, Frans
25	39	6.35	6.1417	29.3966	65.33	106 van Herk, Albert
26	45	7.44	6.0484	28.9498	64.33	41 du Toit, Cecilia
27	41	6.94	5.9078	28.2768	62.84	38 Labuschagne, Deon
28	45	7.63	5.8978	28.2289	62.73	87 ZORN, Paul
29	43	7.35	5.8503	28.0019	62.23	84 du Plooy, Eurika
30	45	7.95	5.6604	27.0926	60.21	4 Viljoen, Johan
31	37	6.73	5.4978	26.3143	58.48	107 OBERHOLZER, Jannie
32	45	8.30	5.4217	25.9502	57.67	89 van Rooyen, Hennie
33	43	8.26	5.2058	24.9169	55.37	62 Pillay, Pradesh
34	28	5.40	5.1852	24.8182	55.15	29 Wheeler, Johan
35	45	8.84	5.0905	24.3650	54.14	57 Kimm, Robert
36	44	8.98	4.8998	23.4521	52.12	19 Ashby, Tim
37	28	6.49	4.3143	20.6500	45.89	53 O'Donovan, Sebella
38	41	10.18	4.0275	19.2771	42.84	32 Labuschagne, Gerard
39	37	11.89	3.1119	14.8945	33.10	61 de Wet JR, Kobus
40	14	5.17	2.7079	12.9611	28.80	60 de Wet, Kobus
41	39	16.10	2.4224	11.5943	25.77	112 Smith, Peter
42	20	11.67	1.7138	8.2029	18.23	28 Oosthuizen, Jan Carel

STANDARD -- Overall Stage Results

NGPSA League - Pistol - Jan 2011

Printed January 23, 2011 at 14:05




Stage 1 -- Bed

PTS	TIME	HIT FACTOR	STAGE POINTS	STAGE PERCENT	COMPETITOR # Name	
43	27	26.44	1.0212	4.8877	10.86	30 Celliers, Nico
44	3	17.85	0.1681	0.8044	1.79	11 Kleynhans, Jan
45	0	0.00	0.0000	0.0000	0.00	105 Van Coopenhagen, Lourens

PRODUCTION -- Overall Stage Results

NGPSA League - Pistol - Jan 2011

Printed January 23, 2011 at 14:05



Stage 1 -- Bed

	PTS	TIME	HIT FACTOR	STAGE POINTS	STAGE PERCENT	COMPETITOR # Name
1	41	4.80	8.5417	45.0000	100.00	95 van Wyk, Piet
2	39	4.67	8.3512	43.9964	97.77	26 du Bruyn, Dion
3	43	5.22	8.2375	43.3978	96.44	117 Wessels, Albert
4	41	5.09	8.0550	42.4361	94.30	40 du Toit, Danie
5	41	5.18	7.9151	41.6988	92.66	93 Egleton, Billy
6	45	5.78	7.7855	41.0161	91.15	121 van Wyk, Charles
7	41	5.32	7.7068	40.6015	90.23	64 da Silva, Craig
8	45	6.23	7.2231	38.0535	84.56	34 Marnewick, Johan
9	37	5.49	6.7395	35.5058	78.90	56 Dokter, Gerrit
10	39	5.80	6.7241	35.4247	78.72	51 Looock, Paul
11	30	4.55	6.5934	34.7360	77.19	118 Hurly, James
12	43	6.53	6.5850	34.6917	77.09	65 JONKER, Henri
13	45	7.01	6.4194	33.8193	75.15	116 Rampershad, Nilan
14	45	7.51	5.9920	31.5677	70.15	37 Rowland, Laurence
15	39	6.51	5.9908	31.5612	70.14	81 Pretorius, J.(Dok)
16	43	7.18	5.9889	31.5511	70.11	92 Raath, Louis
17	43	7.30	5.8904	31.0324	68.96	13 Eckard, Anton
18	43	7.36	5.8424	30.7794	68.40	14 Pillitt, Anthony
19	43	7.40	5.8108	30.6131	68.03	33 van der Nest, Bernard
20	37	6.45	5.7364	30.2212	67.16	9 Smith, Daniel
21	45	7.92	5.6818	29.9335	66.52	114 Montgomery, Rick
22	37	6.53	5.6662	29.8510	66.34	22 Van Wyk, Francois
23	45	8.19	5.4945	28.9467	64.33	21 Prinsloo, Gys
24	30	5.60	5.3571	28.2230	62.72	115 Montgomery - PROD, Thomas
25	45	8.94	5.0336	26.5182	58.93	42 Woest, Garth
26	30	5.96	5.0336	26.5182	58.93	90 Smith - Prod, Malcolm
27	41	8.81	4.6538	24.5176	54.48	15 Eulitz, Eugen
28	22	4.98	4.4177	23.2736	51.72	2 Christie, MH
29	39	9.95	3.9196	20.6496	45.89	119 Sweet, Wayne
30	41	10.51	3.9010	20.5519	45.67	5 Nel, Gerrie
31	24	7.54	3.1830	16.7691	37.26	78 DE SOUZA, Colin

OPEN -- Overall Stage Results

NGPSA League - Pistol - Jan 2011

Printed January 23, 2011 at 14:05




Stage 2 -- Deck

	PTS	TIME	HIT FACTOR	STAGE POINTS	STAGE PERCENT	COMPETITOR # Name
1	88	13.44	6.5476	90.0000	100.00	109 Wrogemann, Pierre
2	87	14.90	5.8389	80.2587	89.18	18 Montgomery, Thomas
3	80	13.80	5.7971	79.6838	88.54	82 MONTGOMERY, Hubert
4	85	16.59	5.1236	70.4258	78.25	59 Canosa, Bruno
5	86	17.01	5.0558	69.4949	77.22	49 Cohen, Joel
6	73	14.58	5.0069	68.8215	76.47	102 Osman, Mohammed
7	84	16.98	4.9470	67.9987	75.55	68 Stockbridge, Roger
8	71	14.90	4.7651	65.4985	72.78	17 Cachia, Grant
9	81	17.22	4.7038	64.6563	71.84	8 Combrink, Erik
10	72	15.58	4.6213	63.5220	70.58	74 Keaney, Paul
11	72	16.07	4.4804	61.5851	68.43	120 Kenny, van der Merwe
12	84	19.19	4.3773	60.1677	66.85	46 van der Merwe, Kenny
13	71	16.49	4.3056	59.1830	65.76	16 Vaughan, Jim
14	84	20.24	4.1502	57.0464	63.38	20 Herridge, Ivan
15	82	19.77	4.1477	57.0120	63.35	79 Janssens, Rene
16	84	20.66	4.0658	55.8867	62.10	7 Combrink, Lood
17	71	18.00	3.9444	54.2182	60.24	80 JANSSENS, Rudy
18	82	21.44	3.8246	52.5712	58.41	83 Montgomery, Hanlie
19	82	21.54	3.8069	52.3272	58.14	6 Combrink, Johan
20	84	23.45	3.5821	49.2374	54.71	122 Solomon, Ras
21	83	24.39	3.4030	46.7762	51.97	103 Wolf, Dirsuweit
22	79	23.28	3.3935	46.6448	51.83	55 Dirsuweit, Wolf
23	57	17.73	3.2149	44.1901	49.10	27 Holmes, Peter
24	47	22.49	2.0898	28.7255	31.92	58 Tischmann, Heinz
25	57	34.30	1.6618	22.8423	25.38	36 Levin, Dan
26	18	27.81	0.6472	8.8967	9.89	43 Van Druten, Ledge
27	4	47.57	0.0841	1.1558	1.28	113 Kirsten, Gerrie
28	0	33.57	0.0000	0.0000	0.00	76 Pearson, Les

STANDARD -- Overall Stage Results

NGPSA League - Pistol - Jan 2011

Printed January 23, 2011 at 14:05



Stage 2 -- Deck

	PTS	TIME	HIT FACTOR	STAGE POINTS	STAGE PERCENT	COMPETITOR # Name
1	86	14.82	5.8030	90.0000	100.00	70 Stockbridge, Guy
2	83	18.34	4.5256	70.1893	77.99	24 Engelbrecht, Jean
3	85	19.27	4.4110	68.4116	76.01	62 Pillay, Pradesh
4	85	19.88	4.2757	66.3124	73.68	47 Botha, Johan
5	81	19.54	4.1453	64.2914	71.43	54 O'Donovan, Sean
6	81	19.79	4.0930	63.4792	70.53	3 Jansen Van Vuuren, Abraham
7	83	20.35	4.0786	63.2566	70.29	10 Smith, Malcolm
8	79	21.68	3.6439	56.5145	62.79	25 van Straaten, Andre
9	83	23.13	3.5884	55.6538	61.84	39 PRINSLOO, Joggie
10	68	19.13	3.5546	55.1298	61.26	75 Keaney, Janis
11	80	22.97	3.4828	54.0159	60.02	4 Viljoen, Johan
12	79	22.72	3.4771	53.9276	59.92	41 du Toit, Cecilia
13	81	24.37	3.3238	51.5492	57.28	108 Anthony, Pollitt
14	67	20.83	3.2165	49.8859	55.43	44 Buchler, Gary
15	84	26.88	3.1250	48.4666	53.85	106 van Herk, Albert
16	68	22.45	3.0290	46.9770	52.20	35 Kruger, Hein
17	67	22.60	2.9646	45.9789	51.09	29 Wheeler, Johan
18	57	19.77	2.8832	44.7157	49.68	111 Smith, D.J
19	53	18.65	2.8418	44.0747	48.97	48 Cardosa, Jose
20	57	20.11	2.8344	43.9597	48.84	60 de Wet, Kobus
21	67	24.05	2.7859	43.2068	48.01	53 O'Donovan, Sebella
22	68	24.82	2.7397	42.4912	47.21	52 Victor, Marie
23	62	25.09	2.4711	38.3251	42.58	73 van Niekerk, Kobus
24	63	25.64	2.4571	38.1079	42.34	107 OBERHOLZER, Jannie
25	64	26.31	2.4325	37.7269	41.92	30 Celliers, Nico
26	44	18.10	2.4309	37.7022	41.89	72 van Wyk-STD, Francois
27	49	21.09	2.3234	36.0339	40.04	69 Harper, Steve
28	59	25.66	2.2993	35.6605	39.62	66 Botha, Jaco
29	53	23.28	2.2766	35.3090	39.23	45 Karamitos, Demis
30	65	29.59	2.1967	34.0691	37.85	84 du Plooy, Eurika
31	69	31.61	2.1829	33.8545	37.62	38 Labuschagne, Deon
32	61	28.97	2.1056	32.6568	36.29	110 Daniel, Smith - STD
33	54	26.41	2.0447	31.7116	35.24	87 ZORN, Paul
34	65	35.77	1.8172	28.1830	31.31	57 Kimm, Robert
35	61	37.63	1.6210	25.1413	27.93	23 van Ravenswaay, Frans
36	33	23.05	1.4317	22.2042	24.67	89 van Rooyen, Hennie
37	65	51.52	1.2616	19.5672	21.74	112 Smith, Peter
38	34	27.16	1.2518	19.4152	21.57	31 Simpson, Guy
39	37	31.75	1.1654	18.0738	20.08	19 Ashby, Tim
40	59	53.07	1.1117	17.2423	19.16	28 Oosthuizen, Jan Carel
41	40	50.42	0.7933	12.3041	13.67	32 Labuschagne, Gerard
42	24	33.03	0.7266	11.2692	12.52	1 LUCK, Alan

STANDARD -- Overall Stage Results

NGPSA League - Pistol - Jan 2011

Printed January 23, 2011 at 14:05




Stage 2 -- Deck

	PTS	TIME	HIT FACTOR	STAGE POINTS	STAGE PERCENT	COMPETITOR # Name
43	9	54.49	0.1652	2.5616	2.85	11 Kleynhans, Jan
44	0	35.23	0.0000	0.0000	0.00	61 de Wet JR, Kobus
45	0	0.00	0.0000	0.0000	0.00	105 Van Coopenhagen, Lourens

PRODUCTION -- Overall Stage Results

NGPSA League - Pistol - Jan 2011

Printed January 23, 2011 at 14:05




Stage 2 -- Deck

	PTS	TIME	HIT FACTOR	STAGE POINTS	STAGE PERCENT	COMPETITOR # Name
1	78	18.15	4.2975	90.0000	100.00	2 Christie, MH
2	74	18.28	4.0481	84.7774	94.20	51 Loock, Paul
3	82	21.06	3.8936	81.5417	90.60	121 van Wyk, Charles
4	69	17.90	3.8547	80.7273	89.70	40 du Toit, Danie
5	82	21.75	3.7701	78.9549	87.73	90 Smith - Prod, Malcolm
6	70	19.29	3.6288	75.9959	84.44	64 da Silva, Craig
7	69	19.97	3.4552	72.3595	80.40	93 Egleton, Billy
8	84	25.98	3.2333	67.7119	75.24	117 Wessels, Albert
9	69	22.24	3.1025	64.9739	72.19	21 Prinsloo, Gys
10	74	23.89	3.0975	64.8694	72.08	115 Montgomery - PROD, Thomas
11	74	24.38	3.0353	63.5657	70.63	56 Dokter, Gerrit
12	82	27.34	2.9993	62.8116	69.79	116 Rampershad, Nilan
13	76	26.06	2.9163	61.0750	67.86	118 Hurly, James
14	59	22.71	2.5980	54.4076	60.45	22 Van Wyk, Francois
15	80	32.92	2.4301	50.8926	56.55	114 Montgomery, Rick
16	60	24.79	2.4203	50.6873	56.32	92 Raath, Louis
17	55	22.98	2.3934	50.1230	55.69	95 van Wyk, Piet
18	44	19.18	2.2941	48.0428	53.38	14 Pillitt, Anthony
19	72	32.86	2.1911	45.8870	50.99	37 Rowland, Laurence
20	65	29.84	2.1783	45.6183	50.69	15 Eulitz, Eugen
21	50	24.53	2.0383	42.6871	47.43	26 du Bruyn, Dion
22	59	29.36	2.0095	42.0843	46.76	33 van der Nest, Bernard
23	46	25.29	1.8189	38.0920	42.32	81 Pretorius, J.(Dok)
24	46	27.09	1.6980	35.5610	39.51	9 Smith, Daniel
25	70	53.40	1.3109	27.4525	30.50	42 Woest, Garth
26	44	34.83	1.2633	26.4560	29.40	34 Marnewick, Johan
27	23	25.06	0.9178	19.2208	21.36	65 JONKER, Henri
28	36	57.35	0.6277	13.1460	14.61	5 Nel, Gerrie
29	19	38.49	0.4936	10.3378	11.49	13 Eckard, Anton
30	4	35.34	0.1132	2.3704	2.63	78 DE SOUZA, Colin
31	0	40.10	0.0000	0.0000	0.00	119 Sweet, Wayne

OPEN -- Overall Stage Results

NGPSA League - Pistol - Jan 2011

Printed January 23, 2011 at 14:05



Stage 3 -- Bunker

	PTS	TIME	HIT FACTOR	STAGE POINTS	STAGE PERCENT	COMPETITOR # Name
1	134	16.63	8.0577	140.0000	100.00	82 MONTGOMERY, Hubert
2	137	17.49	7.8330	136.0963	97.21	74 Keaney, Paul
3	119	16.64	7.1514	124.2536	88.75	46 van der Merwe, Kenny
4	135	19.29	6.9984	121.5954	86.85	16 Vaughan, Jim
5	134	19.16	6.9937	121.5136	86.80	120 Kenny, van der Merwe
6	121	18.03	6.7110	116.6018	83.29	102 Osman, Mohammed
7	133	20.32	6.5453	113.7217	81.23	59 Canosa, Bruno
8	125	19.72	6.3387	110.1333	78.67	18 Montgomery, Thomas
9	129	20.43	6.3142	109.7076	78.36	7 Combrink, Lood
10	130	21.52	6.0409	104.9583	74.97	17 Cachia, Grant
11	131	22.02	5.9491	103.3640	73.83	68 Stockbridge, Roger
12	123	21.44	5.7369	99.6772	71.20	8 Combrink, Erik
13	120	21.30	5.6338	97.8852	69.92	49 Cohen, Joel
14	133	24.41	5.4486	94.6672	67.62	109 Wrogemann, Pierre
15	129	24.64	5.2354	90.9629	64.97	27 Holmes, Peter
16	132	25.56	5.1643	89.7281	64.09	83 Montgomery, Hanlie
17	128	24.89	5.1426	89.3512	63.82	80 JANSSENS, Rudy
18	129	25.50	5.0588	87.8952	62.78	36 Levin, Dan
19	136	27.02	5.0333	87.4519	62.47	58 Tischmann, Heinz
20	129	26.12	4.9387	85.8088	61.29	79 Janssens, Rene
21	124	25.60	4.8438	84.1583	60.11	103 Wolf, Dirsuweit
22	129	31.12	4.1452	72.0221	51.44	20 Herridge, Ivan
23	99	25.53	3.8778	67.3752	48.13	55 Dirsuweit, Wolf
24	102	26.74	3.8145	66.2757	47.34	6 Combrink, Johan
25	133	36.63	3.6309	63.0856	45.06	113 Kirsten, Gerrie
26	89	28.97	3.0721	53.3773	38.13	122 Solomon, Ras
27	107	37.86	2.8262	49.1042	35.07	43 Van Druten, Ledge
28	0	0.00	0.0000	0.0000	0.00	76 Pearson, Les

STANDARD -- Overall Stage Results

NGPSA League - Pistol - Jan 2011

Printed January 23, 2011 at 14:05



Stage 3 -- Bunker

	PTS	TIME	HIT FACTOR	STAGE POINTS	STAGE PERCENT	COMPETITOR # Name
1	129	18.33	7.0376	140.0000	100.00	70 Stockbridge, Guy
2	135	21.47	6.2878	125.0842	89.35	24 Engelbrecht, Jean
3	125	20.03	6.2406	124.1452	88.68	48 Cardoso, Jose
4	139	23.76	5.8502	116.3775	83.13	25 van Straaten, Andre
5	132	23.64	5.5838	111.0778	79.34	62 Pillay, Pradesh
6	135	24.45	5.5215	109.8388	78.46	75 Keaney, Janis
7	134	25.59	5.2364	104.1682	74.41	44 Buchler, Gary
8	131	25.06	5.2275	103.9899	74.28	10 Smith, Malcolm
9	129	24.85	5.1911	103.2676	73.76	39 PRINSLOO, Joggie
10	122	24.51	4.9776	99.0187	70.73	110 Daniel, Smith - STD
11	124	25.60	4.8438	96.3568	68.83	84 du Plooy, Eurika
12	133	27.71	4.7997	95.4808	68.20	29 Wheeler, Johan
13	132	29.05	4.5439	90.3917	64.57	60 de Wet, Kobus
14	134	30.21	4.4356	88.2378	63.03	4 Viljoen, Johan
15	132	30.45	4.3350	86.2358	61.60	54 O'Donovan, Sean
16	120	27.75	4.3243	86.0239	61.45	52 Victor, Marie
17	115	26.67	4.3120	85.7779	61.27	47 Botha, Johan
18	114	26.69	4.2713	84.9683	60.69	72 van Wyk-STD, Francois
19	132	32.56	4.0541	80.6474	57.61	35 Kruger, Hein
20	138	35.66	3.8699	76.9837	54.99	38 Labuschagne, Deon
21	121	31.29	3.8671	76.9273	54.95	41 du Toit, Cecilia
22	117	30.45	3.8424	76.4362	54.60	53 O'Donovan, Sebella
23	129	33.73	3.8245	76.0806	54.34	23 van Ravenswaay, Frans
24	117	31.22	3.7476	74.5510	53.25	73 van Niekerk, Kobus
25	119	31.89	3.7316	74.2324	53.02	45 Karamitos, Demis
26	118	32.43	3.6386	72.3829	51.70	31 Simpson, Guy
27	118	32.66	3.6130	71.8731	51.34	3 Jansen Van Vuuren, Abraham
28	113	33.68	3.3551	66.7432	47.67	106 van Herk, Albert
29	118	36.35	3.2462	64.5771	46.13	30 Celliers, Nico
30	106	33.48	3.1661	62.9827	44.99	87 ZORN, Paul
31	80	25.79	3.1020	61.7077	44.08	69 Harper, Steve
32	129	42.39	3.0432	60.5379	43.24	57 Kimm, Robert
33	100	34.38	2.9087	57.8622	41.33	1 LUCK, Alan
34	103	36.05	2.8571	56.8372	40.60	111 Smith, D.J
35	122	42.98	2.8385	56.4669	40.33	107 OBERHOLZER, Jannie
36	117	42.87	2.7292	54.2917	38.78	108 Anthony, Pollitt
37	85	32.04	2.6529	52.7749	37.70	66 Botha, Jaco
38	127	54.26	2.3406	46.5613	33.26	28 Oosthuizen, Jan Carel
39	102	44.25	2.3051	45.8551	32.75	61 de Wet JR, Kobus
40	85	41.65	2.0408	40.5980	29.00	89 van Rooyen, Hennie
41	86	56.10	1.5330	30.4955	21.78	32 Labuschagne, Gerard
42	92	75.58	1.2173	24.2148	17.30	112 Smith, Peter

STANDARD -- Overall Stage Results

NGPSA League - Pistol - Jan 2011

Printed January 23, 2011 at 14:05



Stage 3 -- Bunker

	PTS	TIME	HIT FACTOR	STAGE POINTS	STAGE PERCENT	COMPETITOR # Name
43	44	44.89	0.9802	19.4986	13.93	19 Ashby, Tim
44	21	62.99	0.3334	6.6321	4.74	11 Kleynhans, Jan
45	0	0.00	0.0000	0.0000	0.00	105 Van Coopenhagen, Lourens

PRODUCTION -- Overall Stage Results

NGPSA League - Pistol - Jan 2011

Printed January 23, 2011 at 14:05



Stage 3 -- Bunker

	PTS	TIME	HIT FACTOR	STAGE POINTS	STAGE PERCENT	COMPETITOR # Name
1	124	20.22	6.1325	140.0000	100.00	2 Christie, MH
2	126	21.63	5.8252	132.9846	94.99	40 du Toit, Danie
3	124	22.22	5.5806	127.3987	91.00	117 Wessels, Albert
4	124	23.12	5.3633	122.4394	87.46	92 Raath, Louis
5	122	22.92	5.3229	121.5158	86.80	90 Smith - Prod, Malcolm
6	128	24.91	5.1385	117.3069	83.79	56 Dokter, Gerrit
7	126	25.05	5.0299	114.8287	82.02	51 Looock, Paul
8	126	25.43	4.9548	113.1128	80.79	95 van Wyk, Piet
9	122	24.81	4.9174	112.2588	80.18	64 da Silva, Craig
10	122	25.98	4.6959	107.2033	76.57	121 van Wyk, Charles
11	116	24.80	4.6774	106.7809	76.27	115 Montgomery - PROD, Thomas
12	130	27.95	4.6512	106.1815	75.84	21 Prinsloo, Gys
13	116	28.27	4.1033	93.6741	66.91	93 Egleton, Billy
14	92	22.88	4.0210	91.7951	65.57	26 du Bruyn, Dion
15	132	33.46	3.9450	90.0607	64.33	42 Woest, Garth
16	124	32.53	3.8119	87.0212	62.16	33 van der Nest, Bernard
17	118	31.11	3.7930	86.5903	61.85	114 Montgomery, Rick
18	128	34.36	3.7253	85.0441	60.75	37 Rowland, Laurence
19	98	28.85	3.3969	77.5475	55.39	14 Pillitt, Anthony
20	114	34.00	3.3529	76.5444	54.67	118 Hurly, James
21	96	28.72	3.3426	76.3087	54.51	22 Van Wyk, Francois
22	95	31.28	3.0371	69.3337	49.52	116 Rampershad, Nilan
23	126	41.54	3.0332	69.2455	49.46	34 Marnewick, Johan
24	111	39.45	2.8137	64.2338	45.88	9 Smith, Daniel
25	113	40.76	2.7723	63.2895	45.21	13 Eckard, Anton
26	80	31.15	2.5682	58.6299	41.88	65 JONKER, Henri
27	110	45.35	2.4256	55.3736	39.55	5 Nel, Gerrie
28	86	37.69	2.2818	52.0907	37.21	15 Eulitz, Eugen
29	80	44.46	1.7994	41.0779	29.34	78 DE SOUZA, Colin
30	42	33.59	1.2504	28.5448	20.39	81 Pretorius, J.(Dok)
31	0	83.87	0.0000	0.0000	0.00	119 Sweet, Wayne

OPEN -- Overall Stage Results

NGPSA League - Pistol - Jan 2011

Printed January 23, 2011 at 14:05




Stage 4 -- Corridor

	PTS	TIME	HIT FACTOR	STAGE POINTS	STAGE PERCENT	COMPETITOR # Name
1	78	11.39	6.8481	80.0000	100.00	82 MONTGOMERY, Hubert
2	73	11.12	6.5647	76.6897	95.86	109 Wrogemann, Pierre
3	73	11.70	6.2393	72.8880	91.11	46 van der Merwe, Kenny
4	74	12.64	5.8544	68.3918	85.49	74 Keaney, Paul
5	72	12.64	5.6962	66.5433	83.18	17 Cachia, Grant
6	74	13.48	5.4896	64.1300	80.16	102 Osman, Mohammed
7	70	13.60	5.1471	60.1282	75.16	49 Cohen, Joel
8	73	14.71	4.9626	57.9735	72.47	83 Montgomery, Hanlie
9	68	14.08	4.8295	56.4190	70.52	80 JANSSENS, Rudy
10	61	12.97	4.7032	54.9426	68.68	18 Montgomery, Thomas
11	78	16.71	4.6679	54.5302	68.16	7 Combrink, Lood
12	70	15.00	4.6667	54.5162	68.15	8 Combrink, Erik
13	76	16.74	4.5400	53.0368	66.30	120 Kenny, van der Merwe
14	75	16.58	4.5235	52.8440	66.06	16 Vaughan, Jim
15	75	17.21	4.3579	50.9096	63.64	79 Janssens, Rene
16	59	14.17	4.1637	48.6409	60.80	59 Canosa, Bruno
17	72	17.40	4.1379	48.3395	60.42	36 Levin, Dan
18	75	18.36	4.0850	47.7208	59.65	20 Herridge, Ivan
19	65	17.03	3.8168	44.5880	55.73	6 Combrink, Johan
20	55	15.00	3.6667	42.8342	53.54	27 Holmes, Peter
21	74	22.17	3.3378	38.9929	48.74	122 Solomon, Ras
22	71	23.65	3.0021	35.0708	43.84	103 Wolf, Dirsuweit
23	33	13.19	2.5019	29.2273	36.53	68 Stockbridge, Roger
24	71	31.47	2.2561	26.3561	32.95	113 Kirsten, Gerrie
25	36	17.03	2.1139	24.6949	30.87	55 Dirsuweit, Wolf
26	33	19.67	1.6777	19.5988	24.50	58 Tischmann, Heinz
27	24	27.72	0.8658	10.1143	12.64	43 Van Druten, Ledge
28	0	116.03	0.0000	0.0000	0.00	76 Pearson, Les

STANDARD -- Overall Stage Results

NGPSA League - Pistol - Jan 2011

Printed January 23, 2011 at 14:05



Stage 4 -- Corridor

	PTS	TIME	HIT FACTOR	STAGE POINTS	STAGE PERCENT	COMPETITOR # Name
1	73	11.26	6.4831	80.0000	100.00	70 Stockbridge, Guy
2	72	13.73	5.2440	64.7094	80.89	24 Engelbrecht, Jean
3	74	15.36	4.8177	59.4492	74.31	60 de Wet, Kobus
4	71	15.23	4.6619	57.5260	71.91	3 Jansen Van Vuuren, Abraham
5	73	15.70	4.6497	57.3758	71.72	62 Pillay, Pradesh
6	75	17.03	4.4040	54.3441	67.93	47 Botha, Johan
7	77	17.97	4.2849	52.8747	66.09	54 O'Donovan, Sean
8	68	16.41	4.1438	51.1335	63.92	25 van Straaten, Andre
9	66	16.06	4.1096	50.7112	63.39	10 Smith, Malcolm
10	74	18.61	3.9764	49.0672	61.33	4 Viljoen, Johan
11	68	17.55	3.8746	47.8120	59.77	44 Buchler, Gary
12	60	16.64	3.6058	44.4942	55.62	39 PRINSLOO, Joggie
13	72	19.98	3.6036	44.4675	55.58	41 du Toit, Cecilia
14	70	20.17	3.4705	42.8250	53.53	108 Anthony, Pollitt
15	73	21.54	3.3890	41.8199	52.27	29 Wheeler, Johan
16	68	20.23	3.3613	41.4781	51.85	84 du Plooy, Eurika
17	69	20.77	3.3221	40.9938	51.24	105 Van Coopenhagen, Lourens
18	52	15.84	3.2828	40.5092	50.64	48 Cardosa, Jose
19	73	22.55	3.2373	39.9468	49.93	35 Kruger, Hein
20	67	20.76	3.2274	39.8247	49.78	30 Celliers, Nico
21	68	21.15	3.2151	39.6738	49.59	53 O'Donovan, Sebella
22	67	21.75	3.0805	38.0120	47.52	45 Karamitos, Demis
23	66	21.47	3.0741	37.9330	47.42	52 Victor, Marie
24	70	23.25	3.0108	37.1519	46.44	31 Simpson, Guy
25	77	25.62	3.0055	37.0866	46.36	57 Kimm, Robert
26	67	23.14	2.8954	35.7287	44.66	61 de Wet JR, Kobus
27	72	25.44	2.8302	34.9238	43.65	106 van Herk, Albert
28	47	16.87	2.7860	34.3786	42.97	110 Daniel, Smith - STD
29	51	18.70	2.7273	33.6538	42.07	1 LUCK, Alan
30	68	26.14	2.6014	32.1003	40.13	89 van Rooyen, Hennie
31	70	26.93	2.5993	32.0750	40.09	73 van Niekerk, Kobus
32	47	18.26	2.5739	31.7616	39.70	72 van Wyk-STD, Francois
33	62	24.32	2.5493	31.4582	39.32	23 van Ravenswaay, Frans
34	53	22.21	2.3863	29.4464	36.81	87 ZORN, Paul
35	46	19.93	2.3081	28.4811	35.60	75 Keaney, Janis
36	41	17.77	2.3073	28.4709	35.59	69 Harper, Steve
37	41	19.50	2.1026	25.9451	32.43	111 Smith, D.J
38	73	35.10	2.0798	25.6638	32.08	19 Ashby, Tim
39	58	29.97	1.9353	23.8807	29.85	38 Labuschagne, Deon
40	45	24.61	1.8285	22.5635	28.20	107 OBERHOLZER, Jannie
41	58	36.31	1.5974	19.7109	24.64	112 Smith, Peter
42	42	27.66	1.5184	18.7371	23.42	66 Botha, Jaco

STANDARD -- Overall Stage Results

NGPSA League - Pistol - Jan 2011

Printed January 23, 2011 at 14:05




Stage 4 -- Corridor

	PTS	TIME	HIT FACTOR	STAGE POINTS	STAGE PERCENT	COMPETITOR # Name
43	52	37.78	1.3764	16.9843	21.23	32 Labuschagne, Gerard
44	19	27.69	0.6862	8.4671	10.58	28 Oosthuizen, Jan Carel
45	0	31.20	0.0000	0.0000	0.00	11 Kleynhans, Jan

PRODUCTION -- Overall Stage Results

NGPSA League - Pistol - Jan 2011

Printed January 23, 2011 at 14:05



Stage 4 -- Corridor

PTS	TIME	HIT FACTOR	STAGE POINTS	STAGE PERCENT	COMPETITOR # Name	
1	68	13.70	4.9635	80.0000	100.00	2 Christie, MH
2	74	16.08	4.6020	74.1732	92.72	93 Egleton, Billy
3	60	15.04	3.9894	64.2991	80.37	115 Montgomery - PROD, Thomas
4	76	19.26	3.9460	63.6003	79.50	21 Prinsloo, Gys
5	56	14.70	3.8095	61.4006	76.75	51 Loock, Paul
6	60	15.75	3.8095	61.4006	76.75	26 du Bruyn, Dion
7	60	16.04	3.7406	60.2904	75.36	64 da Silva, Craig
8	58	15.86	3.6570	58.9422	73.68	40 du Toit, Danie
9	66	18.42	3.5831	57.7505	72.19	95 van Wyk, Piet
10	56	15.78	3.5488	57.1982	71.50	92 Raath, Louis
11	66	18.70	3.5294	56.8858	71.11	121 van Wyk, Charles
12	49	14.75	3.3220	53.5434	66.93	117 Wessels, Albert
13	51	15.74	3.2402	52.2236	65.28	22 Van Wyk, Francois
14	68	21.06	3.2289	52.0418	65.05	118 Hurly, James
15	66	20.93	3.1534	50.8249	63.53	116 Rampershad, Nilan
16	49	15.77	3.1072	50.0802	62.60	90 Smith - Prod, Malcolm
17	64	23.53	2.7199	43.8389	54.80	34 Marnewick, Johan
18	49	18.55	2.6415	42.5749	53.22	14 Pillitt, Anthony
19	68	25.92	2.6235	42.2840	52.85	114 Montgomery, Rick
20	60	23.72	2.5295	40.7698	50.96	15 Eulitz, Eugen
21	38	15.15	2.5083	40.4271	50.53	56 Dokter, Gerrit
22	47	19.50	2.4103	38.8477	48.56	9 Smith, Daniel
23	57	24.28	2.3476	37.8380	47.30	33 van der Nest, Bernard
24	49	21.63	2.2654	36.5125	45.64	78 DE SOUZA, Colin
25	59	27.14	2.1739	35.0384	43.80	42 Woest, Garth
26	56	27.74	2.0187	32.5374	40.67	81 Pretorius, J.(Dok)
27	53	28.69	1.8473	29.7747	37.22	37 Rowland, Laurence
28	37	21.20	1.7453	28.1299	35.16	65 JONKER, Henri
29	43	27.30	1.5751	25.3868	31.73	5 Nel, Gerrie
30	24	19.36	1.2397	19.9806	24.98	13 Eckard, Anton
31	0	21.31	0.0000	0.0000	0.00	119 Sweet, Wayne

OPEN -- Overall Stage Results

NGPSA League - Pistol - Jan 2011

Printed January 23, 2011 at 14:05



Stage 6 -- House

	PTS	TIME	HIT FACTOR	STAGE POINTS	STAGE PERCENT	COMPETITOR # Name
1	71	13.21	5.3747	80.0000	100.00	82 MONTGOMERY, Hubert
2	74	13.83	5.3507	79.6423	99.55	18 Montgomery, Thomas
3	75	14.29	5.2484	78.1202	97.65	109 Wrogemann, Pierre
4	68	13.65	4.9817	74.1499	92.69	16 Vaughan, Jim
5	72	14.84	4.8518	72.2159	90.27	49 Cohen, Joel
6	68	14.42	4.7157	70.1905	87.74	17 Cachia, Grant
7	74	15.70	4.7134	70.1563	87.70	59 Canosa, Bruno
8	78	16.82	4.6373	69.0245	86.28	68 Stockbridge, Roger
9	66	14.44	4.5706	68.0317	85.04	80 JANSSENS, Rudy
10	68	14.90	4.5638	67.9293	84.91	74 Keaney, Paul
11	66	15.03	4.3912	65.3611	81.70	46 van der Merwe, Kenny
12	70	16.49	4.2450	63.1847	78.98	7 Combrink, Lood
13	69	16.28	4.2383	63.0854	78.86	8 Combrink, Erik
14	69	16.34	4.2228	62.8538	78.57	102 Osman, Mohammed
15	69	17.54	3.9339	58.5536	73.19	20 Herridge, Ivan
16	69	18.14	3.8037	56.6169	70.77	79 Janssens, Rene
17	72	19.11	3.7677	56.0798	70.10	58 Tischmann, Heinz
18	63	17.14	3.6756	54.7097	68.39	27 Holmes, Peter
19	73	20.94	3.4862	51.8896	64.86	103 Wolf, Dirsuweit
20	72	22.00	3.2727	48.7129	60.89	36 Levin, Dan
21	66	21.12	3.1250	46.5141	58.14	6 Combrink, Johan
22	58	19.16	3.0271	45.0575	56.32	83 Montgomery, Hanlie
23	68	24.96	2.7244	40.5507	50.69	122 Solomon, Ras
24	63	24.68	2.5527	37.9953	47.49	55 Dirsuweit, Wolf
25	70	27.54	2.5418	37.8328	47.29	113 Kirsten, Gerrie
26	49	26.36	1.8589	27.6685	34.59	43 Van Druten, Ledge
27	22	12.88	1.7081	25.4238	31.78	120 Kenny, van der Merwe
28	0	0.00	0.0000	0.0000	0.00	76 Pearson, Les

STANDARD -- Overall Stage Results

NGPSA League - Pistol - Jan 2011

Printed January 23, 2011 at 14:05



Stage 6 -- House

	PTS	TIME	HIT FACTOR	STAGE POINTS	STAGE PERCENT	COMPETITOR # Name
1	71	15.68	4.5281	80.0000	100.00	29 Wheeler, Johan
2	72	16.37	4.3983	77.7072	97.13	60 de Wet, Kobus
3	75	17.17	4.3681	77.1736	96.47	24 Engelbrecht, Jean
4	70	16.31	4.2918	75.8266	94.78	62 Pillay, Pradesh
5	73	17.89	4.0805	72.0925	90.12	39 PRINSLOO, Joggie
6	69	17.61	3.9182	69.2257	86.53	47 Botha, Johan
7	76	20.17	3.7680	66.5710	83.21	44 Buchler, Gary
8	53	14.26	3.7167	65.6650	82.08	70 Stockbridge, Guy
9	64	17.54	3.6488	64.4656	80.58	72 van Wyk-STD, Francois
10	69	18.97	3.6373	64.2628	80.33	25 van Straaten, Andre
11	70	20.00	3.5000	61.8366	77.30	108 Anthony, Pollitt
12	74	21.55	3.4339	60.6683	75.84	53 O'Donovan, Sebella
13	66	19.89	3.3183	58.6255	73.28	84 du Plooy, Eurika
14	66	20.11	3.2819	57.9842	72.48	4 Viljoen, Johan
15	72	22.44	3.2086	56.6875	70.86	41 du Toit, Cecilia
16	54	17.38	3.1070	54.8936	68.62	111 Smith, D.J
17	72	23.77	3.0290	53.5157	66.89	10 Smith, Malcolm
18	74	24.58	3.0106	53.1897	66.49	107 OBERHOLZER, Jannie
19	64	21.87	2.9264	51.7022	64.63	45 Karamitos, Demis
20	67	23.29	2.8768	50.8257	63.53	89 van Rooyen, Hennie
21	68	24.67	2.7564	48.6987	60.87	106 van Herk, Albert
22	54	19.66	2.7467	48.5275	60.66	75 Keaney, Janis
23	51	18.62	2.7390	48.3914	60.49	66 Botha, Jaco
24	58	21.64	2.6802	47.3531	59.19	1 LUCK, Alan
25	69	26.90	2.5651	45.3184	56.65	38 Labuschagne, Deon
26	47	18.40	2.5543	45.1292	56.41	110 Daniel, Smith - STD
27	53	21.77	2.4345	43.0125	53.77	35 Kruger, Hein
28	53	21.78	2.4334	42.9928	53.74	52 Victor, Marie
29	43	17.87	2.4063	42.5130	53.14	48 Cardosa, Jose
30	29	13.86	2.0924	36.9669	46.21	69 Harper, Steve
31	40	19.86	2.0141	35.5843	44.48	3 Jansen Van Vuuren, Abraham
32	47	23.59	1.9924	35.2004	44.00	87 ZORN, Paul
33	42	27.86	1.5075	26.6346	33.29	23 van Ravenswaay, Frans
34	51	34.04	1.4982	26.4703	33.09	28 Oosthuizen, Jan Carel
35	60	41.15	1.4581	25.7608	32.20	112 Smith, Peter
36	27	18.67	1.4462	25.5504	31.94	54 O'Donovan, Sean
37	43	31.82	1.3514	23.8751	29.84	32 Labuschagne, Gerard
38	41	31.55	1.2995	22.9595	28.70	57 Kimm, Robert
39	28	23.96	1.1686	20.6466	25.81	73 van Niekerk, Kobus
40	38	34.59	1.0986	19.4093	24.26	11 Kleynhans, Jan
41	23	30.75	0.7480	13.2148	16.52	61 de Wet JR, Kobus
42	10	22.95	0.4357	7.6983	9.62	30 Celliers, Nico

STANDARD -- Overall Stage Results

NGPSA League - Pistol - Jan 2011

Printed January 23, 2011 at 14:05



Stage 6 -- House

	PTS	TIME	HIT FACTOR	STAGE POINTS	STAGE PERCENT	COMPETITOR # Name
43	0	0.00	0.0000	0.0000	0.00	105 Van Coopenhagen, Lourens
44	0	21.23	0.0000	0.0000	0.00	31 Simpson, Guy
45	0	21.36	0.0000	0.0000	0.00	19 Ashby, Tim

PRODUCTION -- Overall Stage Results

NGPSA League - Pistol - Jan 2011

Printed January 23, 2011 at 14:05



Stage 6 -- House

	PTS	TIME	HIT FACTOR	STAGE POINTS	STAGE PERCENT	COMPETITOR # Name
1	74	19.68	3.7602	80.0000	100.00	21 Prinsloo, Gys
2	62	16.75	3.7015	78.7518	98.44	90 Smith - Prod, Malcolm
3	64	18.15	3.5262	75.0217	93.78	26 du Bruyn, Dion
4	64	18.62	3.4372	73.1280	91.41	51 Looock, Paul
5	53	15.99	3.3146	70.5198	88.15	117 Wessels, Albert
6	62	18.95	3.2718	69.6091	87.01	2 Christie, MH
7	62	19.12	3.2427	68.9902	86.24	64 da Silva, Craig
8	72	22.90	3.1441	66.8930	83.62	13 Eckard, Anton
9	60	19.37	3.0976	65.9030	82.38	93 Egleton, Billy
10	64	20.84	3.0710	65.3380	81.67	56 Dokter, Gerrit
11	58	19.21	3.0193	64.2368	80.30	92 Raath, Louis
12	74	25.12	2.9459	62.6752	78.34	34 Marnewick, Johan
13	58	19.78	2.9323	62.3857	77.98	114 Montgomery, Rick
14	49	16.72	2.9306	62.3510	77.94	115 Montgomery - PROD, Thomas
15	51	17.54	2.9076	61.8620	77.33	40 du Toit, Danie
16	60	22.37	2.6822	57.0648	71.33	116 Rampershad, Nilan
17	45	17.22	2.6132	55.5985	69.50	118 Hurly, James
18	60	23.30	2.5751	54.7871	68.48	14 Pillitt, Anthony
19	53	20.85	2.5420	54.0821	67.60	95 van Wyk, Piet
20	76	31.95	2.3787	50.6088	63.26	121 van Wyk, Charles
21	62	26.42	2.3467	49.9278	62.41	42 Woest, Garth
22	52	22.29	2.3329	49.6337	62.04	9 Smith, Daniel
23	66	32.29	2.0440	43.4870	54.36	37 Rowland, Laurence
24	52	25.49	2.0400	43.4027	54.25	65 JONKER, Henri
25	38	18.85	2.0159	42.8900	53.61	22 Van Wyk, Francois
26	51	27.73	1.8392	39.1294	48.91	81 Pretorius, J.(Dok)
27	52	35.56	1.4623	31.1118	38.89	119 Sweet, Wayne
28	34	24.98	1.3611	28.9581	36.20	15 Eulitz, Eugen
29	23	22.90	1.0044	21.3686	26.71	33 van der Nest, Bernard
30	6	26.44	0.2269	4.8281	6.04	78 DE SOUZA, Colin
31	0	35.54	0.0000	0.0000	0.00	5 Nel, Gerrie

OPEN -- Overall Stage Results

NGPSA League - Pistol - Jan 2011

Printed January 23, 2011 at 14:05


**Stage 7 -- Containers**

	PTS	TIME	HIT FACTOR	STAGE POINTS	STAGE PERCENT	COMPETITOR # Name
1	78	8.40	9.2857	80.0000	100.00	102 Osman, Mohammed
2	78	8.62	9.0487	77.9582	97.45	120 Kenny, van der Merwe
3	77	8.81	8.7401	75.2991	94.12	74 Keaney, Paul
4	77	8.92	8.6323	74.3705	92.96	46 van der Merwe, Kenny
5	76	9.08	8.3700	72.1111	90.14	109 Wrogemann, Pierre
6	74	9.41	7.8640	67.7512	84.69	82 MONTGOMERY, Hubert
7	76	9.70	7.8351	67.5020	84.38	59 Canosa, Bruno
8	76	9.90	7.6768	66.1383	82.67	18 Montgomery, Thomas
9	73	9.56	7.6360	65.7869	82.23	17 Cachia, Grant
10	77	10.54	7.3055	62.9397	78.67	16 Vaughan, Jim
11	78	11.07	7.0461	60.7046	75.88	49 Cohen, Joel
12	79	11.98	6.5943	56.8126	71.02	80 JANSSENS, Rudy
13	77	11.70	6.5812	56.6995	70.87	68 Stockbridge, Roger
14	79	12.27	6.4385	55.4699	69.34	79 Janssens, Rene
15	78	12.80	6.0938	52.5000	65.63	20 Herridge, Ivan
16	75	12.34	6.0778	52.3626	65.45	7 Combrink, Lood
17	76	12.64	6.0127	51.8014	64.75	27 Holmes, Peter
18	77	12.89	5.9736	51.4651	64.33	58 Tischmann, Heinz
19	74	12.76	5.7994	49.9638	62.45	83 Montgomery, Hanlie
20	63	11.53	5.4640	47.0745	58.84	8 Combrink, Erik
21	77	15.11	5.0960	43.9037	54.88	36 Levin, Dan
22	69	13.71	5.0328	43.3597	54.20	6 Combrink, Johan
23	74	14.90	4.9664	42.7878	53.48	122 Solomon, Ras
24	62	12.57	4.9324	42.4943	53.12	55 Dirsuweit, Wolf
25	73	15.73	4.6408	39.9824	49.98	103 Wolf, Dirsuweit
26	76	18.74	4.0555	34.9397	43.67	43 Van Druten, Ledge
27	74	19.37	3.8203	32.9137	41.14	113 Kirsten, Gerrie
28	0	11.79	0.0000	0.0000	0.00	76 Pearson, Les

STANDARD -- Overall Stage Results

NGPSA League - Pistol - Jan 2011

Printed January 23, 2011 at 14:05



Stage 7 -- Containers

	PTS	TIME	HIT FACTOR	STAGE POINTS	STAGE PERCENT	COMPETITOR # Name
1	74	8.25	8.9697	80.0000	100.00	70 Stockbridge, Guy
2	78	9.24	8.4416	75.2896	94.11	48 Cardosa, Jose
3	78	10.19	7.6546	68.2704	85.34	54 O'Donovan, Sean
4	72	9.44	7.6271	68.0257	85.03	29 Wheeler, Johan
5	77	10.66	7.2233	64.4237	80.53	60 de Wet, Kobus
6	76	10.58	7.1834	64.0678	80.08	47 Botha, Johan
7	76	10.69	7.1094	63.4086	79.26	24 Engelbrecht, Jean
8	69	9.82	7.0265	62.6686	78.34	69 Harper, Steve
9	78	12.42	6.2802	56.0125	70.02	25 van Straaten, Andre
10	79	12.62	6.2599	55.8316	69.79	89 van Rooyen, Hennie
11	77	12.68	6.0726	54.1606	67.70	10 Smith, Malcolm
12	71	11.93	5.9514	53.0799	66.35	3 Jansen Van Vuuren, Abraham
13	79	13.35	5.9176	52.7786	65.97	44 Buchler, Gary
14	75	13.32	5.6306	50.2191	62.77	75 Keaney, Janis
15	72	13.04	5.5215	49.2456	61.56	35 Kruger, Hein
16	80	15.14	5.2840	47.1277	58.91	4 Viljoen, Johan
17	79	14.96	5.2807	47.0986	58.87	87 ZORN, Paul
18	61	12.41	4.9154	43.8400	54.80	108 Anthony, Pollitt
19	79	16.22	4.8705	43.4399	54.30	105 Van Coopenhagen, Lourens
20	77	15.84	4.8611	43.3559	54.19	62 Pillay, Pradesh
21	79	16.30	4.8466	43.2267	54.03	41 du Toit, Cecilia
22	76	16.04	4.7382	42.2592	52.82	52 Victor, Marie
23	68	14.39	4.7255	42.1464	52.68	84 du Plooy, Eurika
24	76	17.50	4.3429	38.7336	48.42	106 van Herk, Albert
25	57	13.73	4.1515	37.0268	46.28	39 PRINSLOO, Joggie
26	45	10.85	4.1475	36.9909	46.24	72 van Wyk-STD, Francois
27	60	15.00	4.0000	35.6757	44.59	53 O'Donovan, Sebella
28	77	19.78	3.8928	34.7198	43.40	57 Kimm, Robert
29	72	19.12	3.7657	33.5859	41.98	107 OBERHOLZER, Jannie
30	76	20.55	3.6983	32.9848	41.23	111 Smith, D.J
31	63	17.11	3.6821	32.8400	41.05	45 Karamitos, Demis
32	57	16.02	3.5581	31.7340	39.67	1 LUCK, Alan
33	78	22.20	3.5135	31.3367	39.17	38 Labuschagne, Deon
34	70	19.99	3.5018	31.2318	39.04	66 Botha, Jaco
35	61	18.10	3.3702	30.0582	37.57	31 Simpson, Guy
36	72	21.64	3.3272	29.6748	37.09	32 Labuschagne, Gerard
37	59	17.85	3.3053	29.4799	36.85	110 Daniel, Smith - STD
38	73	22.60	3.2301	28.8089	36.01	23 van Ravenswaay, Frans
39	61	19.99	3.0515	27.2163	34.02	28 Oosthuizen, Jan Carel
40	78	27.58	2.8281	25.2239	31.53	19 Ashby, Tim
41	63	24.93	2.5271	22.5388	28.17	30 Celliers, Nico
42	71	29.28	2.4249	21.6272	27.03	73 van Niekerk, Kobus

STANDARD -- Overall Stage Results

NGPSA League - Pistol - Jan 2011

Printed January 23, 2011 at 14:05




Stage 7 -- Containers

	PTS	TIME	HIT FACTOR	STAGE POINTS	STAGE PERCENT	COMPETITOR # Name
43	68	32.78	2.0744	18.5017	23.13	112 Smith, Peter
44	32	23.09	1.3859	12.3606	15.45	61 de Wet JR, Kobus
45	7	36.24	0.1932	1.7227	2.15	11 Kleynhans, Jan

PRODUCTION -- Overall Stage Results

NGPSA League - Pistol - Jan 2011

Printed January 23, 2011 at 14:05



Stage 7 -- Containers

	PTS	TIME	HIT FACTOR	STAGE POINTS	STAGE PERCENT	COMPETITOR # Name
1	68	10.49	6.4824	80.0000	100.00	2 Christie, MH
2	74	11.51	6.4292	79.3438	99.18	40 du Toit, Danie
3	76	11.96	6.3545	78.4222	98.03	118 Hurly, James
4	64	10.48	6.1069	75.3660	94.21	117 Wessels, Albert
5	72	11.80	6.1017	75.3021	94.13	121 van Wyk, Charles
6	76	12.78	5.9468	73.3904	91.74	51 Looock, Paul
7	72	12.18	5.9113	72.9528	91.19	92 Raath, Louis
8	72	12.45	5.7831	71.3707	89.21	95 van Wyk, Piet
9	70	13.23	5.2910	65.2972	81.62	26 du Bruyn, Dion
10	61	11.67	5.2271	64.5083	80.64	93 Egleton, Billy
11	78	15.33	5.0881	62.7927	78.49	21 Prinsloo, Gys
12	57	12.61	4.5202	55.7849	69.73	56 Dokter, Gerrit
13	72	16.27	4.4253	54.6137	68.27	22 Van Wyk, Francois
14	57	13.59	4.1943	51.7621	64.70	64 da Silva, Craig
15	74	17.90	4.1341	51.0194	63.77	33 van der Nest, Bernard
16	76	18.41	4.1282	50.9467	63.68	114 Montgomery, Rick
17	64	15.77	4.0583	50.0847	62.61	81 Pretorius, J.(Dok)
18	76	18.82	4.0383	49.8368	62.30	37 Rowland, Laurence
19	68	17.02	3.9953	49.3067	61.63	116 Rampershad, Nilan
20	49	12.68	3.8644	47.6907	59.61	90 Smith - Prod, Malcolm
21	70	18.73	3.7373	46.1229	57.65	34 Marnewick, Johan
22	62	17.39	3.5653	43.9996	55.00	13 Eckard, Anton
23	62	17.76	3.4910	43.0829	53.85	65 JONKER, Henri
24	68	20.67	3.2898	40.5999	50.75	15 Eulitz, Eugen
25	80	24.58	3.2547	40.1666	50.21	42 Woest, Garth
26	46	14.52	3.1680	39.0974	48.87	115 Montgomery - PROD, Thomas
27	40	14.27	2.8031	34.5933	43.24	14 Pillitt, Anthony
28	64	25.47	2.5128	31.0104	38.76	119 Sweet, Wayne
29	49	23.18	2.1139	26.0879	32.61	78 DE SOUZA, Colin
30	62	29.69	2.0882	25.7714	32.21	5 Nel, Gerrie
31	11	16.72	0.6579	8.1192	10.15	9 Smith, Daniel

OPEN -- Overall Stage Results

NGPSA League - Pistol - Jan 2011

Printed January 23, 2011 at 14:05



Stage 8 -- Lodges

	PTS	TIME	HIT FACTOR	STAGE POINTS	STAGE PERCENT	COMPETITOR # Name
1	147	20.71	7.0980	160.0000	100.00	109 Wrogemann, Pierre
2	149	21.36	6.9757	157.2417	98.28	82 MONTGOMERY, Hubert
3	146	21.82	6.6911	150.8276	94.27	120 Kenny, van der Merwe
4	142	21.49	6.6077	148.9480	93.09	18 Montgomery, Thomas
5	150	22.82	6.5732	148.1694	92.61	74 Keaney, Paul
6	150	23.29	6.4405	145.1792	90.74	46 van der Merwe, Kenny
7	144	23.50	6.1277	138.1266	86.33	16 Vaughan, Jim
8	139	22.69	6.1260	138.0903	86.31	102 Osman, Mohammed
9	140	24.24	5.7756	130.1902	81.37	59 Canosa, Bruno
10	140	25.30	5.5336	124.7356	77.96	49 Cohen, Joel
11	132	24.56	5.3746	121.1514	75.72	27 Holmes, Peter
12	136	25.63	5.3063	119.6115	74.76	7 Combrink, Lood
13	142	26.94	5.2710	118.8156	74.26	8 Combrink, Erik
14	111	22.24	4.9910	112.5048	70.32	68 Stockbridge, Roger
15	152	30.76	4.9415	111.3884	69.62	83 Montgomery, Hanlie
16	153	32.33	4.7324	106.6764	66.67	79 Janssens, Rene
17	145	31.69	4.5756	103.1403	64.46	55 Dirsuweit, Wolf
18	113	24.96	4.5272	102.0508	63.78	80 JANSSENS, Rudy
19	146	33.02	4.4216	99.6686	62.29	58 Tischmann, Heinz
20	135	32.72	4.1259	93.0043	58.13	6 Combrink, Johan
21	111	29.59	3.7513	84.5592	52.85	103 Wolf, Dirsuweit
22	157	42.85	3.6639	82.5908	51.62	20 Herridge, Ivan
23	152	42.16	3.6053	81.2691	50.79	122 Solomon, Ras
24	103	29.31	3.5142	79.2144	49.51	17 Cachia, Grant
25	118	40.31	2.9273	65.9860	41.24	43 Van Druten, Ledge
26	112	38.48	2.9106	65.6093	41.01	36 Levin, Dan
27	120	59.68	2.0107	45.3247	28.33	113 Kirsten, Gerrie
28	0	0.00	0.0000	0.0000	0.00	76 Pearson, Les

STANDARD -- Overall Stage Results

NGPSA League - Pistol - Jan 2011

Printed January 23, 2011 at 14:05



Stage 8 -- Lodges

	PTS	TIME	HIT FACTOR	STAGE POINTS	STAGE PERCENT	COMPETITOR # Name
1	130	19.12	6.7992	160.0000	100.00	70 Stockbridge, Guy
2	141	24.07	5.8579	137.8503	86.16	48 Cardosa, Jose
3	146	25.20	5.7937	136.3380	85.21	62 Pillay, Pradesh
4	147	25.69	5.7221	134.6535	84.16	24 Engelbrecht, Jean
5	148	26.84	5.5142	129.7609	81.10	47 Botha, Johan
6	152	27.88	5.4519	128.2966	80.19	44 Buchler, Gary
7	149	27.42	5.4340	127.8743	79.92	54 O'Donovan, Sean
8	145	27.11	5.3486	125.8644	78.67	29 Wheeler, Johan
9	140	26.56	5.2711	124.0408	77.53	69 Harper, Steve
10	143	27.31	5.2362	123.2193	77.01	3 Jansen Van Vuuren, Abraham
11	152	30.38	5.0033	117.7390	73.59	60 de Wet, Kobus
12	148	30.14	4.9104	115.5535	72.22	25 van Straaten, Andre
13	144	29.43	4.8930	115.1428	71.96	10 Smith, Malcolm
14	144	29.57	4.8698	114.5976	71.62	84 du Plooy, Eurika
15	147	30.55	4.8118	113.2324	70.77	39 PRINSLOO, Joggie
16	129	27.68	4.6604	109.6701	68.54	75 Keaney, Janis
17	147	32.93	4.4640	105.0486	65.66	45 Karamitos, Demis
18	144	32.61	4.4158	103.9145	64.95	4 Viljoen, Johan
19	142	32.40	4.3827	103.1354	64.46	35 Kruger, Hein
20	151	34.78	4.3416	102.1673	63.85	41 du Toit, Cecilia
21	144	34.32	4.1958	98.7370	61.71	53 O'Donovan, Sebella
22	146	35.35	4.1301	97.1914	60.74	52 Victor, Marie
23	145	35.18	4.1217	96.9922	60.62	87 ZORN, Paul
24	124	31.78	3.9018	91.8189	57.39	108 Anthony, Pollitt
25	146	37.73	3.8696	91.0606	56.91	30 Celliers, Nico
26	114	29.74	3.8332	90.2045	56.38	72 van Wyk-STD, Francois
27	125	33.28	3.7560	88.3876	55.24	1 LUCK, Alan
28	144	40.85	3.5251	82.9536	51.85	106 van Herk, Albert
29	142	46.94	3.0251	71.1885	44.49	23 van Ravenswaay, Frans
30	138	47.75	2.8901	68.0096	42.51	38 Labuschagne, Deon
31	111	42.67	2.6014	61.2160	38.26	61 de Wet JR, Kobus
32	136	53.25	2.5540	60.1013	37.56	107 OBERHOLZER, Jannie
33	94	38.32	2.4530	57.7254	36.08	31 Simpson, Guy
34	95	40.75	2.3313	54.8606	34.29	57 Kimm, Robert
35	72	33.02	2.1805	51.3121	32.07	66 Botha, Jaco
36	126	59.63	2.1130	49.7245	31.08	112 Smith, Peter
37	78	37.34	2.0889	49.1569	30.72	89 van Rooyen, Hennie
38	98	52.01	1.8843	44.3408	27.71	73 van Niekerk, Kobus
39	95	61.84	1.5362	36.1509	22.59	19 Ashby, Tim
40	32	36.17	0.8847	20.8193	13.01	110 Daniel, Smith - STD
41	52	63.60	0.8176	19.2403	12.03	32 Labuschagne, Gerard
42	50	62.24	0.8033	18.9045	11.82	28 Oosthuizen, Jan Carel

STANDARD -- Overall Stage Results

NGPSA League - Pistol - Jan 2011

Printed January 23, 2011 at 14:05



Stage 8 -- Lodges

	PTS	TIME	HIT FACTOR	STAGE POINTS	STAGE PERCENT	COMPETITOR # Name
43	122	3059.00	0.0399	0.9385	0.59	111 Smith, D.J
44	0	0.00	0.0000	0.0000	0.00	105 Van Coopenhagen, Lourens
45	0	10.24	0.0000	0.0000	0.00	11 Kleynhans, Jan

PRODUCTION -- Overall Stage Results

NGPSA League - Pistol - Jan 2011

Printed January 23, 2011 at 14:05



Stage 8 -- Lodges

	PTS	TIME	HIT FACTOR	STAGE POINTS	STAGE PERCENT	COMPETITOR # Name
1	150	24.33	6.1652	160.0000	100.00	117 Wessels, Albert
2	140	26.28	5.3272	138.2527	86.41	90 Smith - Prod, Malcolm
3	121	23.37	5.1776	134.3685	83.98	2 Christie, MH
4	134	25.91	5.1717	134.2172	83.89	95 van Wyk, Piet
5	130	25.80	5.0388	130.7659	81.73	40 du Toit, Danie
6	134	27.09	4.9465	128.3709	80.23	51 Loock, Paul
7	156	32.28	4.8327	125.4186	78.39	21 Prinsloo, Gys
8	122	25.40	4.8031	124.6513	77.91	115 Montgomery - PROD, Thomas
9	122	25.45	4.7937	124.4064	77.75	118 Hurly, James
10	142	29.99	4.7349	122.8804	76.80	64 da Silva, Craig
11	125	27.11	4.6108	119.6606	74.79	56 Dokter, Gerrit
12	124	29.51	4.2020	109.0494	68.16	14 Pillitt, Anthony
13	125	31.54	3.9632	102.8535	64.28	92 Raath, Louis
14	144	36.99	3.8929	101.0297	63.14	114 Montgomery, Rick
15	142	38.62	3.6769	95.4216	59.64	13 Eckard, Anton
16	152	43.58	3.4878	90.5164	56.57	37 Rowland, Laurence
17	121	34.71	3.4860	90.4694	56.54	121 van Wyk, Charles
18	124	36.60	3.3880	87.9248	54.95	34 Marnewick, Johan
19	130	38.55	3.3722	87.5165	54.70	116 Rampershad, Nilan
20	101	31.82	3.1741	82.3744	51.48	65 JONKER, Henri
21	103	32.58	3.1614	82.0459	51.28	22 Van Wyk, Francois
22	96	35.05	2.7389	71.0811	44.43	15 Eulitz, Eugen
23	74	27.72	2.6696	69.2802	43.30	93 Egleton, Billy
24	106	42.61	2.4877	64.5602	40.35	9 Smith, Daniel
25	94	38.35	2.4511	63.6112	39.76	26 du Bruyn, Dion
26	106	43.31	2.4475	63.5168	39.70	33 van der Nest, Bernard
27	110	49.19	2.2362	58.0346	36.27	42 Woest, Garth
28	83	37.33	2.2234	57.7020	36.06	81 Pretorius, J.(Dok)
29	106	53.06	1.9977	51.8453	32.40	5 Nel, Gerrie
30	0	54.61	0.0000	0.0000	0.00	119 Sweet, Wayne
31	0	54.08	0.0000	0.0000	0.00	78 DE SOUZA, Colin

NGPSA League - Pistol - Jan 2011

Printed January 23, 2011 at 14:05



Disqualified Shooters

No. Name

12 Du Preez, Anton

50 Belletti, Carlo