

OPEN -- Overall Stage Results

N.G. League - Vektor May 2011

Printed May 17, 2011 at 8:26



Stage 1 -- Running Standards

	PTS	TIME	HIT FACTOR	STAGE POINTS	STAGE PERCENT	COMPETITOR # Name
1	88	16.97	5.1856	90.0000	100.00	9 Montgomery, Hubert
2	75	16.84	4.4537	77.2967	85.89	67 Wrogemann, Pierre
3	80	19.08	4.1929	72.7702	80.86	101 Osman, Mohammed
4	84	20.59	4.0797	70.8051	78.67	38 Belletti, Carlo
5	85	21.66	3.9243	68.1086	75.68	34 Cachia, Grant
6	86	22.39	3.8410	66.6632	74.07	90 Venmore, James
7	82	23.56	3.4805	60.4060	67.12	10 Montgomery, Hanlie
8	80	24.97	3.2038	55.6049	61.78	50 Le Roux, John
9	84	26.68	3.1484	54.6431	60.71	25 Herridge, Ivan
10	67	21.34	3.1396	54.4907	60.55	54 Jacobs, Adnaan
11	81	27.41	2.9551	51.2882	56.99	100 Wolf, Dirsuweit
12	56	22.61	2.4768	42.9862	47.76	47 Canosa, Bruno
13	53	23.54	2.2515	39.0761	43.42	75 JANSSENS, Rudy
14	67	29.94	2.2378	38.8387	43.15	32 Solomon, Ras
15	57	28.54	1.9972	34.6627	38.51	22 Levin, Dan
16	43	28.42	1.5130	26.2595	29.18	44 Dirsuweit, Wolf
17	58	41.71	1.3906	24.1340	26.82	55 Yada, Z
18	50	37.54	1.3319	23.1163	25.68	40 Philpott, Alan
19	55	47.33	1.1621	20.1682	22.41	76 Pearson, Les
20	32	39.02	0.8201	14.2333	15.81	95 Van Niekerk, Koos
21	0	0.00	0.0000	0.0000	0.00	69 Bouwer, Pieter
22	0	28.34	0.0000	0.0000	0.00	21 CRAUSE, Chrishella
23	0	27.20	0.0000	0.0000	0.00	84 Lubbinge, Jan
24	0	54.32	0.0000	0.0000	0.00	106 Mohamed, Zakariya

STANDARD -- Overall Stage Results

N.G. League - Vektor May 2011

Printed May 17, 2011 at 8:26



Stage 1 -- Running Standards

	PTS	TIME	HIT FACTOR	STAGE POINTS	STAGE PERCENT	COMPETITOR # Name
1	84	21.81	3.8514	90.0000	100.00	57 van Straaten, Andre
2	82	21.43	3.8264	89.4150	99.35	60 Albert-STD, Wessels
3	82	21.71	3.7771	88.2618	98.07	102 GROVE, Corrie
4	72	19.71	3.6530	85.3620	94.85	58 Engelbrecht, Jean
5	85	24.66	3.4469	80.5461	89.50	59 de Wet, Kobus
6	85	24.95	3.4068	79.6099	88.46	99 O'Donovan, Sean
7	78	24.19	3.2245	75.3490	83.72	6 Botha, Johan
8	80	25.80	3.1008	72.4585	80.51	65 Prinsloo STD, Gys
9	82	26.57	3.0862	72.1176	80.13	19 Buchler, Gary
10	83	26.92	3.0832	72.0480	80.05	28 Moulder, Hennie
11	82	26.86	3.0529	71.3390	79.27	36 Hammond, Wayne
12	72	23.93	3.0088	70.3086	78.12	5 Kruger, Hein
13	78	29.00	2.6897	62.8515	69.83	98 O'Donovan, Sebella
14	66	24.60	2.6829	62.6943	69.66	7 da Silva, Craig
15	66	24.63	2.6797	62.6179	69.58	20 CRAUSE, Sarel
16	72	26.90	2.6766	62.5459	69.50	68 van Wyk-STD, Francois
17	60	23.08	2.5997	60.7483	67.50	35 Patzen, Heinrich
18	62	23.85	2.5996	60.7466	67.50	83 Harper, Steve
19	67	26.00	2.5769	60.2172	66.91	78 Hong, Gerald
20	75	29.58	2.5355	59.2491	65.83	66 van Herk, Albert
21	77	31.97	2.4085	56.2817	62.54	91 Marshall, Mike
22	61	25.56	2.3865	55.7684	61.96	103 PRINSLOO, Joggie
23	70	29.56	2.3681	55.3366	61.49	39 Victor, Marie
24	67	28.44	2.3558	55.0509	61.17	41 Smith, Malcolm
25	49	21.09	2.3234	54.2923	60.32	71 Wheeler, Johan
26	59	25.57	2.3074	53.9188	59.91	18 Viljoen, Johan
27	63	29.69	2.1219	49.5849	55.09	16 du Toit, Cecilia
28	67	32.16	2.0833	48.6830	54.09	31 Celliers, Nico
29	76	37.23	2.0414	47.7023	53.00	26 Barkhuizen, Tom
30	62	31.47	1.9701	46.0377	51.15	27 Shawe, Karen
31	56	28.57	1.9601	45.8033	50.89	73 Botha, Jaco
32	50	26.28	1.9026	44.4594	49.40	13 Jansen Van Vuuren, Abraham
33	59	32.71	1.8037	42.1493	46.83	37 van Ravenswaay, Frans
34	44	24.63	1.7864	41.7453	46.38	72 van Wyk - STD, Piet
35	49	29.09	1.6844	39.3615	43.73	24 Germishuizen, Michael
36	55	34.52	1.5933	37.2315	41.37	85 Drotskie, Andre
37	55	34.58	1.5905	37.1669	41.30	17 Labuschagne, Deon
38	42	27.70	1.5162	35.4314	39.37	93 van Niekerk, Kobus
39	55	36.88	1.4913	34.8490	38.72	80 Kwan, Sean
40	39	26.69	1.4612	34.1456	37.94	56 Pillay, Pradesh
41	80	57.13	1.4003	32.7224	36.36	79 Ki, Terrence
42	48	35.23	1.3625	31.8381	35.38	64 Luck, Alan

STANDARD -- Overall Stage Results

N.G. League - Vektor May 2011

Printed May 17, 2011 at 8:26



Stage 1 -- Running Standards

	PTS	TIME	HIT FACTOR	STAGE POINTS	STAGE PERCENT	COMPETITOR # Name
43	33	27.68	1.1922	27.8591	30.95	97 du Plooy, Eurika
44	49	42.95	1.1409	26.6595	29.62	30 Simpson, Guy
45	37	33.87	1.0924	25.5273	28.36	87 Van Huyssteen, James
46	35	35.92	0.9744	22.7694	25.30	8 Kleynhans, Jan
47	27	32.26	0.8369	19.5577	21.73	77 Bokkelkamp, Donald
48	8	30.36	0.2635	6.1575	6.84	74 Karamitos, Demis
49	2	40.66	0.0492	1.1494	1.28	81 Labuschagne, Gerard
50	0	32.54	0.0000	0.0000	0.00	14 Bekker-STD, Pierre
51	0	66.78	0.0000	0.0000	0.00	2 Smith, Peter
52	0	40.70	0.0000	0.0000	0.00	11 Kemp, Johan
53	0	39.28	0.0000	0.0000	0.00	82 Bisschoff, Coen
54	0	42.48	0.0000	0.0000	0.00	43 van Niekerk, Servaas

PRODUCTION -- Overall Stage Results

N.G. League - Vektor May 2011

Printed May 17, 2011 at 8:26



Stage 1 -- Running Standards

	PTS	TIME	HIT FACTOR	STAGE POINTS	STAGE PERCENT	COMPETITOR # Name
1	80	21.68	3.6900	90.0000	100.00	42 Wessels, Albert
2	74	21.56	3.4323	83.7134	93.01	12 Christie, MH
3	70	23.54	2.9737	72.5276	80.59	48 van Wyk, Piet
4	82	28.78	2.8492	69.4920	77.21	52 Prinsloo, Gys
5	70	24.82	2.8203	68.7873	76.43	70 da Silva PROD, Craig
6	80	29.05	2.7539	67.1669	74.63	89 Rampershad, Nilan
7	76	31.26	2.4312	59.2975	65.89	86 van Huyssteen, Danie
8	80	33.23	2.4075	58.7180	65.24	15 du Toit, Danie
9	62	27.51	2.2537	54.9684	61.08	61 Smith - STD, Malcolm
10	68	31.64	2.1492	52.4185	58.24	45 Egleton, Billy
11	55	25.86	2.1268	51.8735	57.64	53 Van Wyk, Francois
12	74	35.78	2.0682	50.4433	56.05	94 van Wyk, Charles
13	48	23.85	2.0126	49.0868	54.54	33 Dokter, Gerrit
14	49	26.47	1.8512	45.1496	50.17	63 Smit, Tertius
15	59	41.85	1.4098	34.3849	38.21	1 Smith, Daniel
16	37	28.17	1.3135	32.0351	35.59	104 de Souza, Colin
17	34	28.00	1.2143	29.6164	32.91	4 Eulitz, Eugen
18	32	29.04	1.1019	26.8760	29.86	29 Rowland, Laurence
19	28	44.06	0.6355	15.4998	17.22	46 Sweet, Wayne
20	18	28.95	0.6218	15.1648	16.85	62 Smit, Philip
21	17	31.51	0.5395	13.1587	14.62	88 JONKER, Henri
22	17	35.91	0.4734	11.5464	12.83	3 Nel, Gerrie
23	12	34.58	0.3470	8.4639	9.40	96 SCOTT, Fred
24	0	40.50	0.0000	0.0000	0.00	49 Woest, Garth
25	0	0.00	0.0000	0.0000	0.00	92 Bekker-PROD, Pierre
26	0	0.00	0.0000	0.0000	0.00	105 Ahmed, Reza
27	0	35.85	0.0000	0.0000	0.00	51 de Lange, W
28	0	31.13	0.0000	0.0000	0.00	23 Lodewyks, Glenn

OPEN -- Overall Stage Results

N.G. League - Vektor May 2011

Printed May 17, 2011 at 8:26




Stage 2 -- Little Fast

	PTS	TIME	HIT FACTOR	STAGE POINTS	STAGE PERCENT	COMPETITOR # Name
1	52	8.77	5.9293	55.0000	100.00	67 Wrogemann, Pierre
2	54	9.18	5.8824	54.5645	99.21	101 Osman, Mohammed
3	51	10.01	5.0949	47.2601	85.93	47 Canosa, Bruno
4	52	10.57	4.9196	45.6339	82.97	9 Montgomery, Hubert
5	54	11.51	4.6916	43.5188	79.13	54 Jacobs, Adnaan
6	47	10.11	4.6489	43.1227	78.40	34 Cachia, Grant
7	50	11.37	4.3975	40.7914	74.17	38 Belletti, Carlo
8	53	12.31	4.3054	39.9371	72.61	25 Herridge, Ivan
9	53	13.21	4.0121	37.2162	67.67	10 Montgomery, Hanlie
10	53	13.74	3.8574	35.7806	65.06	76 Pearson, Les
11	54	14.40	3.7500	34.7849	63.25	90 Venmore, James
12	54	14.53	3.7164	34.4736	62.68	95 Van Niekerk, Koos
13	50	13.52	3.6982	34.3046	62.37	100 Wolf, Dirsuweit
14	54	14.78	3.6536	33.8905	61.62	22 Levin, Dan
15	54	16.59	3.2550	30.1930	54.90	44 Dirsuweit, Wolf
16	36	11.78	3.0560	28.3476	51.54	75 JANSSENS, Rudy
17	53	19.00	2.7895	25.8751	47.05	32 Solomon, Ras
18	36	15.78	2.2814	21.1619	38.48	21 CRAUSE, Chrishella
19	51	22.75	2.2418	20.7945	37.81	55 Yada, Z
20	45	20.32	2.2146	20.5422	37.35	84 Lubbinge, Jan
21	19	15.27	1.2443	11.5418	20.99	50 Le Roux, John
22	23	21.75	1.0575	9.8091	17.83	40 Philpott, Alan
23	24	35.04	0.6849	6.3534	11.55	106 Mohamed, Zakariya
24	0	0.00	0.0000	0.0000	0.00	69 Bouwer, Pieter

STANDARD -- Overall Stage Results

N.G. League - Vektor May 2011

Printed May 17, 2011 at 8:26



Stage 2 -- Little Fast

	PTS	TIME	HIT FACTOR	STAGE POINTS	STAGE PERCENT	COMPETITOR #	Name
1	49	10.13	4.8371	55.0000	100.00	35	Patzen, Heinrich
2	53	11.04	4.8007	54.5862	99.25	58	Engelbrecht, Jean
3	53	11.40	4.6491	52.8624	96.11	74	Karamitos, Demis
4	54	11.71	4.6114	52.4340	95.33	59	de Wet, Kobus
5	54	11.71	4.6114	52.4340	95.33	19	Buchler, Gary
6	50	11.30	4.4248	50.3115	91.48	83	Harper, Steve
7	51	11.56	4.4118	50.1636	91.21	60	Albert-STD, Wessels
8	51	11.61	4.3928	49.9475	90.81	13	Jansen Van Vuuren, Abraham
9	51	11.73	4.3478	49.4366	89.88	65	Prinsloo STD, Gys
10	49	11.35	4.3172	49.0881	89.25	72	van Wyk - STD, Piet
11	55	12.81	4.2935	48.8191	88.76	36	Hammond, Wayne
12	48	11.21	4.2819	48.6869	88.52	71	Wheeler, Johan
13	51	12.00	4.2500	48.3242	87.86	68	van Wyk-STD, Francois
14	52	12.37	4.2037	47.7980	86.91	56	Pillay, Pradesh
15	54	13.04	4.1411	47.0860	85.61	28	Moulder, Hennie
16	51	12.58	4.0541	46.0962	83.81	18	Viljoen, Johan
17	50	13.05	3.8314	43.5648	79.21	103	PRINSLOO, Joggie
18	53	13.86	3.8240	43.4799	79.05	98	O'Donovan, Sebella
19	53	13.98	3.7911	43.1067	78.38	57	van Straaten, Andre
20	53	14.31	3.7037	42.1126	76.57	6	Botha, Johan
21	51	13.79	3.6983	42.0515	76.46	97	du Plooy, Eurika
22	47	12.99	3.6182	41.1400	74.80	20	CRAUSE, Sarel
23	49	13.69	3.5793	40.6976	74.00	5	Kruger, Hein
24	49	13.81	3.5482	40.3439	73.35	37	van Ravenswaay, Frans
25	50	14.10	3.5461	40.3206	73.31	93	van Niekerk, Kobus
26	55	15.96	3.4461	39.1837	71.24	7	da Silva, Craig
27	54	15.88	3.4005	38.6651	70.30	30	Simpson, Guy
28	49	14.51	3.3770	38.3977	69.81	39	Victor, Marie
29	53	15.74	3.3672	38.2866	69.61	66	van Herk, Albert
30	47	14.43	3.2571	37.0346	67.34	102	GROVE, Corrie
31	47	14.52	3.2369	36.8050	66.92	73	Botha, Jaco
32	51	15.98	3.1915	36.2885	65.98	31	Celliers, Nico
33	53	16.73	3.1680	36.0210	65.49	78	Hong, Gerald
34	48	15.22	3.1537	35.8594	65.20	27	Shawe, Karen
35	50	16.13	3.0998	35.2461	64.08	99	O'Donovan, Sean
36	52	17.03	3.0534	34.7188	63.13	77	Bokkelkamp, Donald
37	36	12.04	2.9900	33.9979	61.81	41	Smith, Malcolm
38	53	18.24	2.9057	33.0390	60.07	17	Labuschagne, Deon
39	51	18.91	2.6970	30.6658	55.76	85	Drotskie, Andre
40	53	21.06	2.5166	28.6150	52.03	91	Marshall, Mike
41	54	21.47	2.5151	28.5981	52.00	79	Ki, Terrence
42	51	20.44	2.4951	28.3704	51.58	64	Luck, Alan

STANDARD -- Overall Stage Results

N.G. League - Vektor May 2011

Printed May 17, 2011 at 8:26



Stage 2 -- Little Fast

	PTS	TIME	HIT FACTOR	STAGE POINTS	STAGE PERCENT	COMPETITOR # Name
43	36	15.08	2.3873	27.1442	49.35	24 Germishuizen, Michael
44	47	22.24	2.1133	24.0292	43.69	26 Barkhuizen, Tom
45	43	20.80	2.0673	23.5061	42.74	87 Van Huyssteen, James
46	46	23.16	1.9862	22.5837	41.06	11 Kemp, Johan
47	38	19.28	1.9710	22.4106	40.75	16 du Toit, Cecilia
48	34	20.38	1.6683	18.9693	34.49	8 Kleynhans, Jan
49	36	24.00	1.5000	17.0556	31.01	14 Bekker-STD, Pierre
50	49	38.78	1.2635	14.3669	26.12	2 Smith, Peter
51	26	21.55	1.2065	13.7184	24.94	81 Labuschagne, Gerard
52	46	48.05	0.9573	10.8853	19.79	82 Bisschoff, Coen
53	20	21.38	0.9355	10.6365	19.34	43 van Niekerk, Servaas
54	0	18.79	0.0000	0.0000	0.00	80 Kwan, Sean

PRODUCTION -- Overall Stage Results

N.G. League - Vektor May 2011

Printed May 17, 2011 at 8:26




Stage 2 -- Little Fast

	PTS	TIME	HIT FACTOR	STAGE POINTS	STAGE PERCENT	COMPETITOR # Name
1	51	10.33	4.9371	55.0000	100.00	12 Christie, MH
2	51	11.09	4.5987	51.2308	93.15	33 Dokter, Gerrit
3	51	11.51	4.4309	49.3614	89.75	48 van Wyk, Piet
4	51	12.68	4.0221	44.8068	81.47	86 van Huyssteen, Danie
5	53	13.33	3.9760	44.2934	80.53	53 Van Wyk, Francois
6	49	12.46	3.9326	43.8098	79.65	61 Smith - STD, Malcolm
7	47	12.93	3.6350	40.4941	73.63	45 Egleton, Billy
8	53	14.68	3.6104	40.2201	73.13	52 Prinsloo, Gys
9	49	13.96	3.5100	39.1024	71.10	94 van Wyk, Charles
10	47	14.35	3.2753	36.4871	66.34	62 Smit, Philip
11	47	14.49	3.2436	36.1345	65.70	23 Lodewyks, Glenn
12	49	15.17	3.2301	35.9835	65.42	29 Rowland, Laurence
13	43	13.33	3.2258	35.9361	65.34	63 Smit, Tertius
14	49	16.53	2.9643	33.0230	60.04	1 Smith, Daniel
15	51	17.89	2.8508	31.7580	57.74	49 Woest, Garth
16	45	16.65	2.7027	30.1086	54.74	96 SCOTT, Fred
17	49	18.63	2.6302	29.3006	53.27	46 Sweet, Wayne
18	34	13.04	2.6074	29.0465	52.81	42 Wessels, Albert
19	45	17.49	2.5729	28.6626	52.11	88 JONKER, Henri
20	43	17.46	2.4628	27.4358	49.88	4 Eulitz, Eugen
21	47	20.12	2.3360	26.0233	47.32	104 de Souza, Colin
22	47	20.24	2.3221	25.8690	47.03	3 Nel, Gerrie
23	34	16.11	2.1105	23.5113	42.75	70 da Silva PROD, Craig
24	47	22.42	2.0963	23.3537	42.46	15 du Toit, Danie
25	38	18.15	2.0937	23.3238	42.41	92 Bekker-PROD, Pierre
26	36	17.89	2.0123	22.4174	40.76	89 Rampershad, Nilan
27	21	23.62	0.8891	9.9045	18.01	51 de Lange, W
28	0	0.00	0.0000	0.0000	0.00	105 Ahmed, Reza

OPEN -- Overall Stage Results

N.G. League - Vektor May 2011

Printed May 17, 2011 at 8:26



Stage 3 -- Terrible Two's

	PTS	TIME	HIT FACTOR	STAGE POINTS	STAGE PERCENT	COMPETITOR # Name
1	124	12.58	9.8569	130.0000	100.00	67 Wrogemann, Pierre
2	126	12.89	9.7750	128.9199	99.17	9 Montgomery, Hubert
3	120	15.81	7.5901	100.1041	77.00	38 Belletti, Carlo
4	122	17.06	7.1512	94.3155	72.55	54 Jacobs, Adnaan
5	103	14.64	7.0355	92.7894	71.38	101 Osman, Mohammed
6	123	17.90	6.8715	90.6263	69.71	10 Montgomery, Hanlie
7	118	17.75	6.6479	87.6771	67.44	90 Venmore, James
8	104	15.97	6.5122	85.8877	66.07	47 Canosa, Bruno
9	97	15.50	6.2581	82.5358	63.49	75 JANSSENS, Rudy
10	116	19.72	5.8824	77.5807	59.68	100 Wolf, Dirsuweit
11	115	19.61	5.8644	77.3433	59.49	44 Dirsuweit, Wolf
12	121	20.86	5.8006	76.5021	58.85	21 CRAUSE, Chrishella
13	123	21.56	5.7050	75.2417	57.88	25 Herridge, Ivan
14	120	21.98	5.4595	72.0039	55.39	34 Cachia, Grant
15	115	21.40	5.3738	70.8739	54.52	95 Van Niekerk, Koos
16	124	23.33	5.3150	70.0986	53.92	22 Levin, Dan
17	101	20.81	4.8534	64.0106	49.24	50 Le Roux, John
18	128	28.64	4.4693	58.9440	45.34	32 Solomon, Ras
19	120	34.37	3.4914	46.0473	35.42	84 Lubbinge, Jan
20	124	35.94	3.4502	45.5036	35.00	40 Philpott, Alan
21	119	36.30	3.2782	43.2357	33.26	55 Yada, Z
22	59	47.60	1.2395	16.3473	12.57	106 Mohamed, Zakariya
23	8	41.66	0.1920	2.5326	1.95	76 Pearson, Les
24	0	0.00	0.0000	0.0000	0.00	69 Bouwer, Pieter

STANDARD -- Overall Stage Results

N.G. League - Vektor May 2011

Printed May 17, 2011 at 8:26



Stage 3 -- Terrible Two's

	PTS	TIME	HIT FACTOR	STAGE POINTS	STAGE PERCENT	COMPETITOR # Name
1	116	15.28	7.5916	130.0000	100.00	83 Harper, Steve
2	105	14.48	7.2514	124.1737	95.52	35 Patzen, Heinrich
3	118	16.70	7.0659	120.9969	93.07	71 Wheeler, Johan
4	116	17.69	6.5574	112.2894	86.38	60 Albert-STD, Wessels
5	124	19.15	6.4752	110.8821	85.29	20 CRAUSE, Sarel
6	126	19.66	6.4090	109.7478	84.42	58 Engelbrecht, Jean
7	113	17.64	6.4059	109.6954	84.38	6 Botha, Johan
8	108	17.02	6.3455	108.6608	83.59	24 Germishuizen, Michael
9	121	19.15	6.3185	108.1995	83.23	59 de Wet, Kobus
10	118	19.03	6.2007	106.1823	81.68	56 Pillay, Pradesh
11	122	19.75	6.1772	105.7795	81.37	13 Jansen Van Vuuren, Abraham
12	122	19.82	6.1554	105.4059	81.08	19 Buchler, Gary
13	111	18.06	6.1462	105.2480	80.96	36 Hammond, Wayne
14	122	19.94	6.1184	104.7716	80.59	57 van Straaten, Andre
15	125	21.40	5.8411	100.0242	76.94	98 O'Donovan, Sebella
16	120	21.27	5.6417	96.6101	74.32	7 da Silva, Craig
17	121	21.47	5.6358	96.5077	74.24	28 Moulder, Hennie
18	124	22.61	5.4843	93.9139	72.24	65 Prinsloo STD, Gys
19	112	20.89	5.3614	91.8096	70.62	74 Karamitos, Demis
20	106	20.11	5.2710	90.2615	69.43	99 O'Donovan, Sean
21	120	23.70	5.0633	86.7045	66.70	37 van Ravenswaay, Frans
22	127	25.35	5.0099	85.7896	65.99	27 Shawe, Karen
23	95	19.45	4.8843	83.6398	64.34	5 Kruger, Hein
24	110	22.68	4.8501	83.0536	63.89	72 van Wyk - STD, Piet
25	115	23.75	4.8421	82.9169	63.78	78 Hong, Gerald
26	125	25.90	4.8263	82.6455	63.57	16 du Toit, Cecilia
27	120	25.66	4.6765	80.0817	61.60	66 van Herk, Albert
28	85	18.46	4.6046	78.8490	60.65	102 GROVE, Corrie
29	86	18.73	4.5916	78.6266	60.48	103 PRINSLOO, Joggie
30	120	26.16	4.5872	78.5511	60.42	93 van Niekerk, Kobus
31	104	22.83	4.5554	78.0075	60.01	97 du Plooy, Eurika
32	114	26.09	4.3695	74.8238	57.56	64 Luck, Alan
33	112	26.49	4.2280	72.4010	55.69	31 Celliers, Nico
34	116	27.93	4.1532	71.1207	54.71	26 Barkhuizen, Tom
35	118	28.53	4.1360	70.8254	54.48	30 Simpson, Guy
36	96	23.23	4.1326	70.7670	54.44	18 Viljoen, Johan
37	114	27.79	4.1022	70.2466	54.04	87 Van Huyssteen, James
38	123	31.67	3.8838	66.5068	51.16	91 Marshall, Mike
39	106	30.22	3.5076	60.0648	46.20	17 Labuschagne, Deon
40	120	34.54	3.4742	59.4932	45.76	14 Bekker-STD, Pierre
41	99	28.81	3.4363	58.8438	45.26	41 Smith, Malcolm
42	109	32.84	3.3191	56.8371	43.72	77 Bokkelkamp, Donald

STANDARD -- Overall Stage Results

N.G. League - Vektor May 2011

Printed May 17, 2011 at 8:26




Stage 3 -- Terrible Two's

	PTS	TIME	HIT FACTOR	STAGE POINTS	STAGE PERCENT	COMPETITOR # Name
43	92	29.30	3.1399	53.7686	41.36	79 Ki, Terrence
44	83	26.97	3.0775	52.6994	40.54	80 Kwan, Sean
45	102	35.04	2.9110	49.8477	38.34	85 Drotskie, Andre
46	119	41.77	2.8489	48.7855	37.53	11 Kemp, Johan
47	96	35.37	2.7142	46.4777	35.75	43 van Niekerk, Servaas
48	66	24.58	2.6851	45.9802	35.37	39 Victor, Marie
49	79	32.24	2.4504	41.9605	32.28	73 Botha, Jaco
50	104	46.57	2.2332	38.2416	29.42	68 van Wyk-STD, Francois
51	90	48.57	1.8530	31.7310	24.41	2 Smith, Peter
52	89	48.56	1.8328	31.3848	24.14	8 Kleynhans, Jan
53	75	44.80	1.6741	28.6676	22.05	81 Labuschagne, Gerard
54	89	62.34	1.4277	24.4474	18.81	82 Bisschoff, Coen

PRODUCTION -- Overall Stage Results

N.G. League - Vektor May 2011

Printed May 17, 2011 at 8:26



Stage 3 -- Terrible Two's

	PTS	TIME	HIT FACTOR	STAGE POINTS	STAGE PERCENT	COMPETITOR # Name
1	124	17.91	6.9235	130.0000	100.00	12 Christie, MH
2	120	17.44	6.8807	129.1969	99.38	42 Wessels, Albert
3	128	20.34	6.2930	118.1616	90.89	48 van Wyk, Piet
4	116	18.49	6.2737	117.7981	90.61	33 Dokter, Gerrit
5	122	20.20	6.0396	113.4033	87.23	45 Egleton, Billy
6	118	19.94	5.9178	111.1154	85.47	94 van Wyk, Charles
7	110	18.85	5.8355	109.5717	84.29	23 Lodewyks, Glenn
8	120	21.21	5.6577	106.2326	81.72	61 Smith - STD, Malcolm
9	130	24.88	5.2251	98.1093	75.47	52 Prinsloo, Gys
10	126	24.14	5.2196	98.0055	75.39	29 Rowland, Laurence
11	114	22.49	5.0689	95.1771	73.21	104 de Souza, Colin
12	110	22.12	4.9729	93.3737	71.83	1 Smith, Daniel
13	120	24.15	4.9689	93.2999	71.77	86 van Huyssteen, Danie
14	102	20.99	4.8595	91.2441	70.19	88 JONKER, Henri
15	116	24.81	4.6755	87.7907	67.53	89 Rampershad, Nilan
16	120	27.11	4.4264	83.1130	63.93	96 SCOTT, Fred
17	103	23.71	4.3442	81.5686	62.75	53 Van Wyk, Francois
18	108	27.24	3.9648	74.4447	57.27	49 Woest, Garth
19	106	28.25	3.7522	70.4538	54.20	70 da Silva PROD, Craig
20	94	26.13	3.5974	67.5469	51.96	15 du Toit, Danie
21	78	24.74	3.1528	59.1987	45.54	63 Smit, Tertius
22	101	32.41	3.1163	58.5140	45.01	46 Sweet, Wayne
23	108	35.58	3.0354	56.9948	43.84	3 Nel, Gerrie
24	89	33.62	2.6472	49.7061	38.24	62 Smit, Philip
25	85	46.79	1.8166	34.1101	26.24	51 de Lange, W
26	60	33.84	1.7730	33.2919	25.61	105 Ahmed, Reza
27	38	24.85	1.5292	28.7127	22.09	4 Eulitz, Eugen
28	0	0.00	0.0000	0.0000	0.00	92 Bekker-PROD, Pierre

OPEN -- Overall Stage Results

N.G. League - Vektor May 2011

Printed May 17, 2011 at 8:26




Stage 4 -- Don't Stop

	PTS	TIME	HIT FACTOR	STAGE POINTS	STAGE PERCENT	COMPETITOR # Name
1	147	22.31	6.5890	160.0000	100.00	67 Wrogemann, Pierre
2	147	23.68	6.2078	150.7432	94.21	9 Montgomery, Hubert
3	150	24.33	6.1652	149.7102	93.57	38 Belletti, Carlo
4	149	24.41	6.1041	148.2247	92.64	54 Jacobs, Adnaan
5	147	27.72	5.3030	128.7735	80.48	10 Montgomery, Hanlie
6	153	31.48	4.8602	118.0209	73.76	34 Cachia, Grant
7	129	27.73	4.6520	112.9645	70.60	47 Canosa, Bruno
8	148	32.37	4.5721	111.0251	69.39	95 Van Niekerk, Koos
9	147	32.81	4.4803	108.7961	68.00	44 Dirsuweit, Wolf
10	152	35.57	4.2733	103.7676	64.85	25 Herridge, Ivan
11	108	25.88	4.1731	101.3355	63.33	101 Osman, Mohammed
12	112	28.68	3.9052	94.8290	59.27	90 Venmore, James
13	115	31.15	3.6918	89.6483	56.03	75 JANSSENS, Rudy
14	146	42.43	3.4410	83.5568	52.22	22 Levin, Dan
15	150	45.00	3.3333	80.9433	50.59	32 Solomon, Ras
16	111	34.73	3.1961	77.6105	48.51	100 Wolf, Dirsuweit
17	123	39.07	3.1482	76.4476	47.78	50 Le Roux, John
18	129	42.81	3.0133	73.1723	45.73	21 CRAUSE, Chrishella
19	136	56.00	2.4286	58.9730	36.86	76 Pearson, Les
20	147	71.95	2.0431	49.6122	31.01	55 Yada, Z
21	72	47.36	1.5203	36.9167	23.07	84 Lubbinge, Jan
22	86	65.38	1.3154	31.9415	19.96	40 Philpott, Alan
23	1	74.90	0.0134	0.3242	0.20	106 Mohamed, Zakariya
24	0	0.00	0.0000	0.0000	0.00	69 Bouwer, Pieter

STANDARD -- Overall Stage Results

N.G. League - Vektor May 2011

Printed May 17, 2011 at 8:26



Stage 4 -- Don't Stop

	PTS	TIME	HIT FACTOR	STAGE POINTS	STAGE PERCENT	COMPETITOR # Name
1	144	27.35	5.2651	160.0000	100.00	83 Harper, Steve
2	147	29.44	4.9932	151.7380	94.84	58 Engelbrecht, Jean
3	132	27.06	4.8780	148.2385	92.65	35 Patzen, Heinrich
4	152	31.85	4.7724	145.0270	90.64	103 PRINSLOO, Joggie
5	151	32.06	4.7099	143.1292	89.46	13 Jansen Van Vuuren, Abraham
6	146	31.10	4.6945	142.6617	89.16	59 de Wet, Kobus
7	136	29.45	4.6180	140.3358	87.71	71 Wheeler, Johan
8	140	30.67	4.5647	138.7168	86.70	7 da Silva, Craig
9	130	28.54	4.5550	138.4217	86.51	102 GROVE, Corrie
10	146	32.15	4.5412	138.0024	86.25	19 Buchler, Gary
11	152	33.57	4.5279	137.5964	86.00	28 Moulder, Hennie
12	146	32.35	4.5131	137.1492	85.72	99 O'Donovan, Sean
13	153	34.37	4.4516	135.2779	84.55	36 Hammond, Wayne
14	124	28.07	4.4175	134.2438	83.90	98 O'Donovan, Sebella
15	148	33.81	4.3774	133.0244	83.14	57 van Straaten, Andre
16	150	35.31	4.2481	129.0947	80.68	72 van Wyk - STD, Piet
17	147	35.53	4.1373	125.7294	78.58	30 Simpson, Guy
18	152	38.00	4.0000	121.5556	75.97	20 CRAUSE, Sarel
19	148	37.14	3.9849	121.0973	75.69	60 Albert-STD, Wessels
20	138	35.34	3.9049	118.6663	74.17	18 Viljoen, Johan
21	144	37.26	3.8647	117.4450	73.40	65 Prinsloo STD, Gys
22	154	39.89	3.8606	117.3199	73.32	56 Pillay, Pradesh
23	146	37.97	3.8451	116.8496	73.03	6 Botha, Johan
24	129	36.05	3.5784	108.7425	67.96	39 Victor, Marie
25	147	43.29	3.3957	103.1917	64.49	5 Kruger, Hein
26	129	38.14	3.3823	102.7836	64.24	97 du Plooy, Eurika
27	128	38.09	3.3605	102.1207	63.83	24 Germishuizen, Michael
28	140	41.80	3.3493	101.7810	63.61	16 du Toit, Cecilia
29	140	41.98	3.3349	101.3446	63.34	26 Barkhuizen, Tom
30	132	39.84	3.3133	100.6861	62.93	27 Shawe, Karen
31	139	42.29	3.2868	99.8831	62.43	77 Bokkelkamp, Donald
32	142	43.50	3.2644	99.2005	62.00	68 van Wyk-STD, Francois
33	143	44.06	3.2456	98.6294	61.64	74 Karamitos, Demis
34	139	43.04	3.2296	98.1426	61.34	93 van Niekerk, Kobus
35	144	44.81	3.2136	97.6568	61.04	31 Celliers, Nico
36	142	44.23	3.2105	97.5632	60.98	66 van Herk, Albert
37	146	46.43	3.1445	95.5584	59.72	64 Luck, Alan
38	152	49.79	3.0528	92.7719	57.98	91 Marshall, Mike
39	154	52.45	2.9361	89.2257	55.77	85 Drotskie, Andre
40	117	40.30	2.9032	88.2258	55.14	73 Botha, Jaco
41	130	45.13	2.8806	87.5372	54.71	14 Bekker-STD, Pierre
42	137	48.50	2.8247	85.8408	53.65	37 van Ravenswaay, Frans

STANDARD -- Overall Stage Results

N.G. League - Vektor May 2011

Printed May 17, 2011 at 8:26



Stage 4 -- Don't Stop

	PTS	TIME	HIT FACTOR	STAGE POINTS	STAGE PERCENT	COMPETITOR # Name
43	123	43.67	2.8166	85.5927	53.50	41 Smith, Malcolm
44	138	49.03	2.8146	85.5327	53.46	79 Ki, Terrence
45	100	35.94	2.7824	84.5545	52.85	78 Hong, Gerald
46	133	48.43	2.7462	83.4549	52.16	17 Labuschagne, Deon
47	125	49.85	2.5075	76.2008	47.63	87 Van Huyssteen, James
48	79	37.50	2.1067	64.0193	40.01	80 Kwan, Sean
49	135	77.38	1.7446	53.0176	33.14	11 Kemp, Johan
50	76	78.27	0.9710	29.5075	18.44	8 Kleynhans, Jan
51	62	93.22	0.6651	20.2114	12.63	43 van Niekerk, Servaas
52	39	74.08	0.5265	15.9985	10.00	81 Labuschagne, Gerard
53	39	119.06	0.3276	9.9544	6.22	82 Bisschoff, Coen
54	21	84.09	0.2497	7.5891	4.74	2 Smith, Peter

PRODUCTION -- Overall Stage Results

N.G. League - Vektor May 2011

Printed May 17, 2011 at 8:26



Stage 4 -- Don't Stop

	PTS	TIME	HIT FACTOR	STAGE POINTS	STAGE PERCENT	COMPETITOR # Name
1	156	30.78	5.0682	160.0000	100.00	12 Christie, MH
2	150	30.92	4.8512	153.1496	95.72	15 du Toit, Danie
3	148	33.03	4.4808	141.4546	88.41	70 da Silva PROD, Craig
4	140	33.30	4.2042	132.7235	82.95	48 van Wyk, Piet
5	118	29.50	4.0000	126.2769	78.92	42 Wessels, Albert
6	129	33.64	3.8347	121.0592	75.66	33 Dokter, Gerrit
7	146	39.25	3.7197	117.4295	73.39	63 Smit, Tertius
8	122	33.64	3.6266	114.4901	71.56	45 Egleton, Billy
9	140	38.80	3.6082	113.9096	71.19	29 Rowland, Laurence
10	134	37.32	3.5906	113.3515	70.84	86 van Huyssteen, Danie
11	127	35.73	3.5544	112.2108	70.13	53 Van Wyk, Francois
12	148	42.47	3.4848	110.0129	68.76	52 Prinsloo, Gys
13	134	40.95	3.2723	103.3035	64.56	1 Smith, Daniel
14	121	37.33	3.2414	102.3273	63.95	94 van Wyk, Charles
15	144	45.58	3.1593	99.7360	62.34	4 Eulitz, Eugen
16	117	37.60	3.1117	98.2340	61.40	104 de Souza, Colin
17	115	37.04	3.1048	98.0146	61.26	62 Smit, Philip
18	131	43.94	2.9813	94.1185	58.82	89 Rampershad, Nilan
19	140	48.38	2.8938	91.3537	57.10	96 SCOTT, Fred
20	102	37.57	2.7149	85.7083	53.57	23 Lodewyks, Glenn
21	98	37.02	2.6472	83.5706	52.23	88 JONKER, Henri
22	106	46.69	2.2703	71.6714	44.79	49 Woest, Garth
23	126	56.50	2.2301	70.4022	44.00	3 Nel, Gerrie
24	123	58.77	2.0929	66.0714	41.29	61 Smith - STD, Malcolm
25	94	61.27	1.5342	48.4333	30.27	105 Ahmed, Reza
26	48	55.38	0.8667	27.3623	17.10	46 Sweet, Wayne
27	49	74.28	0.6597	20.8251	13.02	51 de Lange, W
28	0	0.00	0.0000	0.0000	0.00	92 Bekker-PROD, Pierre

OPEN -- Overall Stage Results

N.G. League - Vektor May 2011

Printed May 17, 2011 at 8:26



Stage 5 -- Tight Spot

	PTS	TIME	HIT FACTOR	STAGE POINTS	STAGE PERCENT	COMPETITOR # Name
1	44	4.23	10.4019	45.0000	100.00	34 Cachia, Grant
2	43	4.52	9.5133	41.1557	91.46	101 Osman, Mohammed
3	45	4.76	9.4538	40.8983	90.89	9 Montgomery, Hubert
4	41	4.71	8.7049	37.6585	83.69	38 Belletti, Carlo
5	44	5.18	8.4942	36.7471	81.66	67 Wrogemann, Pierre
6	44	5.47	8.0439	34.7989	77.33	75 JANSSENS, Rudy
7	43	5.50	7.8182	33.8225	75.16	44 Dirsuweit, Wolf
8	44	5.69	7.7329	33.4534	74.34	25 Herridge, Ivan
9	44	5.76	7.6389	33.0469	73.44	100 Wolf, Dirsuweit
10	45	6.14	7.3290	31.7062	70.46	50 Le Roux, John
11	38	5.43	6.9982	30.2750	67.28	47 Canosa, Bruno
12	41	5.92	6.9257	29.9614	66.58	90 Venmore, James
13	44	6.67	6.5967	28.5382	63.42	21 CRAUSE, Chrishella
14	41	6.49	6.3174	27.3300	60.73	22 Levin, Dan
15	44	7.03	6.2589	27.0768	60.17	10 Montgomery, Hanlie
16	44	7.67	5.7366	24.8175	55.15	40 Philpott, Alan
17	43	7.81	5.5058	23.8187	52.93	54 Jacobs, Adnaan
18	42	8.09	5.1916	22.4595	49.91	76 Pearson, Les
19	45	9.54	4.7170	20.4063	45.35	32 Solomon, Ras
20	43	11.22	3.8324	16.5797	36.84	84 Lubbinge, Jan
21	43	11.57	3.7165	16.0781	35.73	55 Yada, Z
22	44	12.00	3.6667	15.8625	35.25	95 Van Niekerk, Koos
23	43	15.91	2.7027	11.6923	25.98	106 Mohamed, Zakariya
24	0	0.00	0.0000	0.0000	0.00	69 Bouwer, Pieter

STANDARD -- Overall Stage Results

N.G. League - Vektor May 2011

Printed May 17, 2011 at 8:26



Stage 5 -- Tight Spot

	PTS	TIME	HIT FACTOR	STAGE POINTS	STAGE PERCENT	COMPETITOR # Name
1	43	4.71	9.1295	45.0000	100.00	58 Engelbrecht, Jean
2	45	4.96	9.0726	44.7194	99.38	99 O'Donovan, Sean
3	44	4.87	9.0349	44.5337	98.96	56 Pillay, Pradesh
4	44	4.89	8.9980	44.3515	98.56	59 de Wet, Kobus
5	40	4.49	8.9087	43.9115	97.58	83 Harper, Steve
6	45	5.11	8.8063	43.4067	96.46	60 Albert-STD, Wessels
7	43	4.89	8.7935	43.3436	96.32	74 Karamitos, Demis
8	45	5.17	8.7041	42.9029	95.34	103 PRINSLOO, Joggie
9	41	4.79	8.5595	42.1904	93.76	71 Wheeler, Johan
10	43	5.10	8.4314	41.5588	92.35	41 Smith, Malcolm
11	44	5.29	8.3176	40.9979	91.11	5 Kruger, Hein
12	45	5.48	8.2117	40.4759	89.95	102 GROVE, Corrie
13	43	5.25	8.1905	40.3714	89.71	35 Patzen, Heinrich
14	45	5.51	8.1670	40.2556	89.46	57 van Straaten, Andre
15	45	5.51	8.1670	40.2556	89.46	20 CRAUSE, Sarel
16	45	5.53	8.1374	40.1100	89.13	7 da Silva, Craig
17	45	5.64	7.9787	39.3277	87.39	19 Buchler, Gary
18	41	5.45	7.5229	37.0811	82.40	37 van Ravenswaay, Frans
19	42	5.67	7.4074	36.5116	81.14	13 Jansen Van Vuuren, Abraham
20	43	5.81	7.4010	36.4802	81.07	65 Prinsloo STD, Gys
21	43	5.85	7.3504	36.2308	80.51	39 Victor, Marie
22	44	6.01	7.3211	36.0864	80.19	24 Germishuizen, Michael
23	44	6.13	7.1778	35.3799	78.62	77 Bokkelkamp, Donald
24	43	6.18	6.9579	34.2961	76.21	68 van Wyk-STD, Francois
25	44	6.35	6.9291	34.1542	75.90	6 Botha, Johan
26	45	6.51	6.9124	34.0719	75.72	27 Shawe, Karen
27	44	6.38	6.8966	33.9936	75.54	80 Kwan, Sean
28	43	6.41	6.7083	33.0655	73.48	72 van Wyk - STD, Piet
29	44	6.56	6.7073	33.0608	73.47	30 Simpson, Guy
30	44	6.60	6.6667	32.8605	73.02	28 Moulder, Hennie
31	45	6.76	6.6568	32.8119	72.92	97 du Plooy, Eurika
32	44	6.70	6.5672	32.3700	71.93	93 van Niekerk, Kobus
33	44	6.74	6.5282	32.1779	71.51	36 Hammond, Wayne
34	43	6.89	6.2409	30.7620	68.36	18 Viljoen, Johan
35	44	7.46	5.8981	29.0723	64.61	91 Marshall, Mike
36	45	8.08	5.5693	27.4515	61.00	79 Ki, Terrence
37	44	8.20	5.3659	26.4487	58.77	78 Hong, Gerald
38	35	6.79	5.1546	25.4076	56.46	26 Barkhuizen, Tom
39	44	8.67	5.0750	25.0149	55.59	16 du Toit, Cecilia
40	44	8.96	4.9107	24.2053	53.79	14 Bekker-STD, Pierre
41	45	9.46	4.7569	23.4469	52.10	17 Labuschagne, Deon
42	43	9.13	4.7097	23.2147	51.59	98 O'Donovan, Sebella

STANDARD -- Overall Stage Results

N.G. League - Vektor May 2011

Printed May 17, 2011 at 8:26




Stage 5 -- Tight Spot

	PTS	TIME	HIT FACTOR	STAGE POINTS	STAGE PERCENT	COMPETITOR # Name
43	41	9.01	4.5505	22.4297	49.84	87 Van Huyssteen, James
44	45	10.00	4.5000	22.1808	49.29	31 Celliers, Nico
45	39	9.34	4.1756	20.5818	45.74	64 Luck, Alan
46	45	11.65	3.8627	19.0393	42.31	85 Drotskie, Andre
47	45	11.71	3.8429	18.9418	42.09	73 Botha, Jaco
48	20	6.02	3.3223	16.3756	36.39	66 van Herk, Albert
49	42	12.74	3.2967	16.2497	36.11	11 Kemp, Johan
50	44	17.16	2.5641	12.6386	28.09	43 van Niekerk, Servaas
51	40	15.78	2.5349	12.4945	27.77	82 Bisschoff, Coen
52	27	12.00	2.2500	11.0904	24.65	81 Labuschagne, Gerard
53	45	23.31	1.9305	9.5156	21.15	8 Kleynhans, Jan
54	41	73.91	0.5547	2.7343	6.08	2 Smith, Peter

PRODUCTION -- Overall Stage Results

N.G. League - Vektor May 2011

Printed May 17, 2011 at 8:26



Stage 5 -- Tight Spot

	PTS	TIME	HIT FACTOR	STAGE POINTS	STAGE PERCENT	COMPETITOR # Name
1	45	4.65	9.6774	45.0000	100.00	12 Christie, MH
2	45	5.20	8.6538	40.2404	89.42	94 van Wyk, Charles
3	45	5.30	8.4906	39.4811	87.74	42 Wessels, Albert
4	43	5.11	8.4149	39.1292	86.95	48 van Wyk, Piet
5	41	5.12	8.0078	37.2363	82.75	70 da Silva PROD, Craig
6	41	5.14	7.9767	37.0914	82.43	63 Smit, Tertius
7	43	5.46	7.8755	36.6209	81.38	86 van Huyssteen, Danie
8	45	5.82	7.7320	35.9536	79.90	52 Prinsloo, Gys
9	43	5.59	7.6923	35.7692	79.49	45 Egleton, Billy
10	43	5.98	7.1906	33.4365	74.30	61 Smith - STD, Malcolm
11	45	6.39	7.0423	32.7465	72.77	88 JONKER, Henri
12	43	6.25	6.8800	31.9920	71.09	15 du Toit, Danie
13	39	5.77	6.7591	31.4298	69.84	23 Lodewyks, Glenn
14	41	6.40	6.4063	29.7891	66.20	1 Smith, Daniel
15	41	6.41	6.3963	29.7426	66.09	53 Van Wyk, Francois
16	39	6.69	5.8296	27.1076	60.24	49 Woest, Garth
17	45	7.75	5.8065	27.0000	60.00	104 de Souza, Colin
18	41	7.16	5.7263	26.6271	59.17	96 SCOTT, Fred
19	45	7.95	5.6604	26.3208	58.49	46 Sweet, Wayne
20	45	8.46	5.3191	24.7340	54.96	29 Rowland, Laurence
21	45	9.59	4.6924	21.8196	48.49	33 Dokter, Gerrit
22	43	9.23	4.6587	21.6631	48.14	89 Rampershad, Nilan
23	30	6.89	4.3541	20.2467	44.99	62 Smit, Philip
24	43	10.22	4.2074	19.5646	43.48	3 Nel, Gerrie
25	43	16.19	2.6560	12.3502	27.44	105 Ahmed, Reza
26	15	10.09	1.4866	6.9128	15.36	4 Eulitz, Eugen
27	45	41.11	1.0946	5.0900	11.31	51 de Lange, W
28	0	0.00	0.0000	0.0000	0.00	92 Bekker-PROD, Pierre

OPEN -- Overall Stage Results

N.G. League - Vektor May 2011

Printed May 17, 2011 at 8:26



Stage 6 -- Jive

	PTS	TIME	HIT FACTOR	STAGE POINTS	STAGE PERCENT	COMPETITOR # Name
1	38	10.10	3.7624	45.0000	100.00	10 Montgomery, Hanlie
2	37	10.33	3.5818	42.8402	95.20	47 Canosa, Bruno
3	38	11.17	3.4020	40.6893	90.42	67 Wrogemann, Pierre
4	37	11.16	3.3154	39.6541	88.12	101 Osman, Mohammed
5	37	11.35	3.2599	38.9903	86.65	25 Herridge, Ivan
6	31	9.82	3.1568	37.7573	83.91	90 Venmore, James
7	33	10.50	3.1429	37.5902	83.53	9 Montgomery, Hubert
8	34	13.37	2.5430	30.4157	67.59	44 Dirsuweit, Wolf
9	41	16.55	2.4773	29.6303	65.85	100 Wolf, Dirsuweit
10	39	18.36	2.1242	25.4063	56.46	38 Belletti, Carlo
11	21	10.05	2.0896	24.9921	55.54	54 Jacobs, Adnaan
12	35	17.24	2.0302	24.2818	53.96	84 Lubbinge, Jan
13	29	14.50	2.0000	23.9211	53.16	95 Van Niekerk, Koos
14	20	10.09	1.9822	23.7077	52.68	34 Cachia, Grant
15	28	17.58	1.5927	19.0498	42.33	22 Levin, Dan
16	38	24.04	1.5807	18.9060	42.01	40 Philpott, Alan
17	22	16.93	1.2995	15.5423	34.54	76 Pearson, Les
18	8	10.05	0.7960	9.5208	21.16	21 CRAUSE, Chrishella
19	9	12.59	0.7149	8.5500	19.00	75 JANSSENS, Rudy
20	0	0.00	0.0000	0.0000	0.00	69 Bouwer, Pieter
21	0	11.24	0.0000	0.0000	0.00	50 Le Roux, John
22	0	20.61	0.0000	0.0000	0.00	106 Mohamed, Zakariya
23	0	16.70	0.0000	0.0000	0.00	32 Solomon, Ras
24	0	16.18	0.0000	0.0000	0.00	55 Yada, Z

STANDARD -- Overall Stage Results

N.G. League - Vektor May 2011

Printed May 17, 2011 at 8:26



Stage 6 -- Jive

	PTS	TIME	HIT FACTOR	STAGE POINTS	STAGE PERCENT	COMPETITOR # Name
1	41	11.08	3.7004	45.0000	100.00	58 Engelbrecht, Jean
2	40	12.73	3.1422	38.2120	84.92	71 Wheeler, Johan
3	39	12.50	3.1200	37.9422	84.32	103 PRINSLOO, Joggie
4	35	13.10	2.6718	32.4912	72.20	18 Viljoen, Johan
5	39	14.74	2.6459	32.1763	71.50	41 Smith, Malcolm
6	35	13.35	2.6217	31.8827	70.85	85 Drotskie, Andre
7	24	9.65	2.4870	30.2449	67.21	65 Prinsloo STD, Gys
8	32	12.97	2.4672	30.0039	66.68	74 Karamitos, Demis
9	35	14.68	2.3842	28.9942	64.43	7 da Silva, Craig
10	40	17.00	2.3529	28.6141	63.59	93 van Niekerk, Kobus
11	23	10.16	2.2638	27.5298	61.18	36 Hammond, Wayne
12	26	11.53	2.2550	27.4228	60.94	20 CRAUSE, Sarel
13	26	12.14	2.1417	26.0449	57.88	35 Patzen, Heinrich
14	26	12.37	2.1019	25.5607	56.80	72 van Wyk - STD, Piet
15	30	14.55	2.0619	25.0742	55.72	28 Moulder, Hennie
16	33	16.33	2.0208	24.5751	54.61	37 van Ravenswaay, Frans
17	31	15.39	2.0143	24.4958	54.44	26 Barkhuizen, Tom
18	25	12.78	1.9562	23.7891	52.86	57 van Straaten, Andre
19	24	12.41	1.9339	23.5184	52.26	24 Germishuizen, Michael
20	20	11.46	1.7452	21.2233	47.16	39 Victor, Marie
21	24	14.20	1.6901	20.5538	45.68	56 Pillay, Pradesh
22	39	23.18	1.6825	20.4607	45.47	77 Bokkelkamp, Donald
23	24	14.42	1.6644	20.2402	44.98	16 du Toit, Cecilia
24	18	10.84	1.6605	20.1935	44.87	102 GROVE, Corrie
25	40	25.23	1.5854	19.2802	42.84	99 O'Donovan, Sean
26	24	15.55	1.5434	18.7694	41.71	87 Van Huyssteen, James
27	27	18.62	1.4501	17.6341	39.19	17 Labuschagne, Deon
28	21	14.55	1.4433	17.5519	39.00	5 Kruger, Hein
29	18	14.50	1.2414	15.0964	33.55	30 Simpson, Guy
30	10	9.27	1.0787	13.1186	29.15	83 Harper, Steve
31	26	24.40	1.0656	12.9584	28.80	11 Kemp, Johan
32	16	18.82	0.8502	10.3388	22.98	64 Luck, Alan
33	7	8.64	0.8102	9.8526	21.89	59 de Wet, Kobus
34	14	17.36	0.8065	9.8072	21.79	98 O'Donovan, Sebella
35	9	12.63	0.7126	8.6658	19.26	19 Buchler, Gary
36	11	15.76	0.6980	8.4880	18.86	81 Labuschagne, Gerard
37	20	29.02	0.6892	8.3811	18.62	66 van Herk, Albert
38	5	8.05	0.6211	7.5534	16.79	6 Botha, Johan
39	11	20.09	0.5475	6.6586	14.80	8 Kleynhans, Jan
40	7	16.21	0.4318	5.2515	11.67	73 Botha, Jaco
41	7	20.96	0.3340	4.0614	9.03	2 Smith, Peter
42	3	11.75	0.2553	3.1049	6.90	13 Jansen Van Vuuren, Abraham

STANDARD -- Overall Stage Results

N.G. League - Vektor May 2011

Printed May 17, 2011 at 8:26



Stage 6 -- Jive

	PTS	TIME	HIT FACTOR	STAGE POINTS	STAGE PERCENT	COMPETITOR # Name
43	0	14.73	0.0000	0.0000	0.00	80 Kwan, Sean
44	0	13.95	0.0000	0.0000	0.00	97 du Plooy, Eurika
45	0	10.03	0.0000	0.0000	0.00	60 Albert-STD, Wessels
46	0	17.11	0.0000	0.0000	0.00	91 Marshall, Mike
47	0	13.81	0.0000	0.0000	0.00	78 Hong, Gerald
48	0	11.00	0.0000	0.0000	0.00	31 Celliers, Nico
49	0	11.61	0.0000	0.0000	0.00	27 Shawe, Karen
50	0	12.48	0.0000	0.0000	0.00	68 van Wyk-STD, Francois
51	0	29.55	0.0000	0.0000	0.00	43 van Niekerk, Servaas
52	0	15.84	0.0000	0.0000	0.00	82 Bisschoff, Coen
53	0	11.54	0.0000	0.0000	0.00	14 Bekker-STD, Pierre
54	0	19.09	0.0000	0.0000	0.00	79 Ki, Terrence

PRODUCTION -- Overall Stage Results

N.G. League - Vektor May 2011

Printed May 17, 2011 at 8:26



Stage 6 -- Jive

	PTS	TIME	HIT FACTOR	STAGE POINTS	STAGE PERCENT	COMPETITOR # Name
1	29	10.70	2.7103	45.0000	100.00	15 du Toit, Danie
2	35	13.42	2.6080	43.3026	96.23	70 da Silva PROD, Craig
3	29	11.35	2.5551	42.4229	94.27	42 Wessels, Albert
4	35	14.99	2.3349	38.7672	86.15	61 Smith - STD, Malcolm
5	35	16.20	2.1605	35.8716	79.71	46 Sweet, Wayne
6	27	14.69	1.8380	30.5169	67.82	29 Rowland, Laurence
7	24	13.09	1.8335	30.4418	67.65	45 Egleton, Billy
8	27	14.80	1.8243	30.2901	67.31	104 de Souza, Colin
9	37	22.61	1.6364	27.1706	60.38	3 Nel, Gerrie
10	16	11.22	1.4260	23.6769	52.62	63 Smit, Tertius
11	22	15.81	1.3915	23.1041	51.34	94 van Wyk, Charles
12	20	14.46	1.3831	22.9647	51.03	52 Prinsloo, Gys
13	16	12.06	1.3267	22.0278	48.95	89 Rampershad, Nilan
14	18	14.49	1.2422	20.6254	45.83	1 Smith, Daniel
15	18	15.12	1.1905	19.7660	43.92	86 van Huyssteen, Danie
16	11	12.55	0.8765	14.5528	32.34	12 Christie, MH
17	7	10.67	0.6560	10.8926	24.21	49 Woest, Garth
18	5	10.35	0.4831	8.0210	17.82	33 Dokter, Gerrit
19	3	15.46	0.1940	3.2219	7.16	96 SCOTT, Fred
20	0	18.76	0.0000	0.0000	0.00	105 Ahmed, Reza
21	0	11.44	0.0000	0.0000	0.00	48 van Wyk, Piet
22	0	20.32	0.0000	0.0000	0.00	51 de Lange, W
23	0	15.69	0.0000	0.0000	0.00	62 Smit, Philip
24	0	12.83	0.0000	0.0000	0.00	23 Lodewyks, Glenn
25	0	12.08	0.0000	0.0000	0.00	4 Eulitz, Eugen
26	0	10.19	0.0000	0.0000	0.00	88 JONKER, Henri
27	0	13.20	0.0000	0.0000	0.00	53 Van Wyk, Francois
28	0	0.00	0.0000	0.0000	0.00	92 Bekker-PROD, Pierre

OPEN -- Overall Stage Results

N.G. League - Vektor May 2011

Printed May 17, 2011 at 8:26



Stage 7 -- On the Run

	PTS	TIME	HIT FACTOR	STAGE POINTS	STAGE PERCENT	COMPETITOR # Name
1	84	10.56	7.9545	90.0000	100.00	101 Osman, Mohammed
2	79	10.01	7.8921	89.2936	99.22	67 Wrogemann, Pierre
3	85	11.21	7.5825	85.7907	95.32	9 Montgomery, Hubert
4	84	12.16	6.9079	78.1579	86.84	38 Belletti, Carlo
5	86	12.86	6.6874	75.6632	84.07	54 Jacobs, Adnaan
6	88	13.20	6.6667	75.4286	83.81	34 Cachia, Grant
7	84	13.67	6.1448	69.5245	77.25	47 Canosa, Bruno
8	80	13.27	6.0286	68.2097	75.79	10 Montgomery, Hanlie
9	84	14.82	5.6680	64.1296	71.26	69 Bouwer, Pieter
10	85	15.50	5.4839	62.0461	68.94	75 JANSSENS, Rudy
11	87	16.12	5.3970	61.0634	67.85	25 Herridge, Ivan
12	83	17.13	4.8453	54.8211	60.91	44 Dirsuweit, Wolf
13	90	20.66	4.3562	49.2878	54.76	32 Solomon, Ras
14	79	18.53	4.2634	48.2368	53.60	100 Wolf, Dirsuweit
15	82	19.84	4.1331	46.7627	51.96	95 Van Niekerk, Koos
16	76	19.04	3.9916	45.1621	50.18	21 CRAUSE, Chrishella
17	82	20.88	3.9272	44.4335	49.37	22 Levin, Dan
18	86	22.08	3.8949	44.0683	48.96	50 Le Roux, John
19	88	22.75	3.8681	43.7651	48.63	84 Lubbinge, Jan
20	76	20.25	3.7531	42.4635	47.18	90 Venmore, James
21	85	26.32	3.2295	36.5393	40.60	76 Pearson, Les
22	86	29.11	2.9543	33.4259	37.14	40 Philpott, Alan
23	65	30.49	2.1318	24.1203	26.80	55 Yada, Z
24	5	37.21	0.1344	1.5203	1.69	106 Mohamed, Zakariya

STANDARD -- Overall Stage Results

N.G. League - Vektor May 2011

Printed May 17, 2011 at 8:26



Stage 7 -- On the Run

	PTS	TIME	HIT FACTOR	STAGE POINTS	STAGE PERCENT	COMPETITOR # Name
1	84	11.71	7.1734	90.0000	100.00	71 Wheeler, Johan
2	86	13.90	6.1871	77.6254	86.25	35 Patzen, Heinrich
3	85	13.84	6.1416	77.0554	85.62	99 O'Donovan, Sean
4	86	14.03	6.1297	76.9061	85.45	19 Buchler, Gary
5	85	14.72	5.7745	72.4488	80.50	57 van Straaten, Andre
6	73	12.70	5.7480	72.1173	80.13	58 Engelbrecht, Jean
7	85	14.89	5.7085	71.6217	79.58	36 Hammond, Wayne
8	82	14.80	5.5405	69.5140	77.24	65 Prinsloo STD, Gys
9	79	14.56	5.4258	68.0747	75.64	24 Germishuizen, Michael
10	88	16.57	5.3108	66.6316	74.04	20 CRAUSE, Sarel
11	81	15.26	5.3080	66.5964	74.00	59 de Wet, Kobus
12	85	16.31	5.2115	65.3860	72.65	5 Kruger, Hein
13	87	16.70	5.2096	65.3616	72.62	103 PRINSLOO, Joggie
14	82	15.86	5.1702	64.8680	72.08	72 van Wyk - STD, Piet
15	84	16.26	5.1661	64.8155	72.02	74 Karamitos, Demis
16	88	17.33	5.0779	63.7095	70.79	56 Pillay, Pradesh
17	84	16.94	4.9587	62.2137	69.13	18 Viljoen, Johan
18	67	13.57	4.9374	61.9463	68.83	102 GROVE, Corrie
19	84	17.07	4.9209	61.7399	68.60	39 Victor, Marie
20	82	16.76	4.8926	61.3847	68.21	60 Albert-STD, Wessels
21	87	17.85	4.8739	61.1507	67.95	13 Jansen Van Vuuren, Abraham
22	78	16.02	4.8689	61.0875	67.87	41 Smith, Malcolm
23	85	17.73	4.7941	60.1493	66.83	30 Simpson, Guy
24	87	18.32	4.7489	59.5818	66.20	16 du Toit, Cecilia
25	69	14.73	4.6843	58.7715	65.30	6 Botha, Johan
26	78	16.68	4.6763	58.6703	65.19	7 da Silva, Craig
27	81	17.44	4.6445	58.2718	64.75	78 Hong, Gerald
28	86	18.65	4.6113	57.8548	64.28	28 Moulder, Hennie
29	88	19.10	4.6073	57.8055	64.23	66 van Herk, Albert
30	85	18.75	4.5333	56.8771	63.20	37 van Ravenswaay, Frans
31	82	19.01	4.3135	54.1193	60.13	27 Shawe, Karen
32	84	19.65	4.2748	53.6336	59.59	64 Luck, Alan
33	78	18.56	4.2026	52.7275	58.59	97 du Plooy, Eurika
34	84	20.92	4.0153	50.3776	55.98	73 Botha, Jaco
35	80	19.96	4.0080	50.2863	55.87	26 Barkhuizen, Tom
36	82	20.79	3.9442	49.4857	54.98	68 van Wyk-STD, Francois
37	85	21.76	3.9063	49.0095	54.45	79 Ki, Terrence
38	52	14.04	3.7037	46.4683	51.63	83 Harper, Steve
39	80	21.84	3.6630	45.9576	51.06	31 Celliers, Nico
40	72	19.72	3.6511	45.8085	50.90	77 Bokkelkamp, Donald
41	80	22.10	3.6199	45.4169	50.46	87 Van Huyssteen, James
42	89	25.61	3.4752	43.6014	48.45	91 Marshall, Mike

STANDARD -- Overall Stage Results

N.G. League - Vektor May 2011

Printed May 17, 2011 at 8:26




Stage 7 -- On the Run

	PTS	TIME	HIT FACTOR	STAGE POINTS	STAGE PERCENT	COMPETITOR # Name
43	61	17.79	3.4289	43.0204	47.80	93 van Niekerk, Kobus
44	57	16.75	3.4030	42.6953	47.44	98 O'Donovan, Sebella
45	86	25.48	3.3752	42.3467	47.05	17 Labuschagne, Deon
46	83	26.91	3.0844	38.6976	43.00	14 Bekker-STD, Pierre
47	86	31.54	2.7267	34.2103	38.01	85 Drotskie, Andre
48	61	22.60	2.6991	33.8643	37.63	80 Kwan, Sean
49	82	34.60	2.3699	29.7343	33.04	81 Labuschagne, Gerard
50	70	35.80	1.9553	24.5321	27.26	43 van Niekerk, Servaas
51	81	45.86	1.7662	22.1601	24.62	8 Kleynhans, Jan
52	64	39.16	1.6343	20.5049	22.78	2 Smith, Peter
53	66	41.27	1.5992	20.0646	22.29	11 Kemp, Johan
54	45	73.82	0.6096	7.6482	8.50	82 Bisschoff, Coen

PRODUCTION -- Overall Stage Results

N.G. League - Vektor May 2011

Printed May 17, 2011 at 8:26



Stage 7 -- On the Run

	PTS	TIME	HIT FACTOR	STAGE POINTS	STAGE PERCENT	COMPETITOR # Name
1	86	13.02	6.6052	90.0000	100.00	12 Christie, MH
2	82	13.15	6.2357	84.9656	94.41	42 Wessels, Albert
3	84	14.41	5.8293	79.4274	88.25	94 van Wyk, Charles
4	82	15.19	5.3983	73.5548	81.73	45 Egleton, Billy
5	90	16.92	5.3191	72.4765	80.53	52 Prinsloo, Gys
6	82	16.09	5.0963	69.4405	77.16	48 van Wyk, Piet
7	82	16.20	5.0617	68.9690	76.63	70 da Silva PROD, Craig
8	84	16.69	5.0330	68.5769	76.20	63 Smit, Tertius
9	76	15.34	4.9544	67.5061	75.01	53 Van Wyk, Francois
10	80	16.55	4.8338	65.8638	73.18	88 JONKER, Henri
11	76	16.01	4.7470	64.6811	71.87	86 van Huyssteen, Danie
12	71	15.45	4.5955	62.6159	69.57	33 Dokter, Gerrit
13	80	17.57	4.5532	62.0402	68.93	89 Rampershad, Nilan
14	70	16.22	4.3157	58.8034	65.34	1 Smith, Daniel
15	84	19.88	4.2254	57.5729	63.97	62 Smit, Philip
16	88	21.43	4.1064	55.9520	62.17	29 Rowland, Laurence
17	84	21.25	3.9529	53.8611	59.85	96 SCOTT, Fred
18	71	20.01	3.5482	48.3466	53.72	104 de Souza, Colin
19	80	22.61	3.5383	48.2108	53.57	4 Eulitz, Eugen
20	58	16.74	3.4648	47.2093	52.45	61 Smith - STD, Malcolm
21	82	24.49	3.3483	45.6226	50.69	49 Woest, Garth
22	55	22.91	2.4007	32.7109	36.35	46 Sweet, Wayne
23	33	17.21	1.9175	26.1269	29.03	15 du Toit, Danie
24	27	16.54	1.6324	22.2425	24.71	23 Lodewyks, Glenn
25	72	44.76	1.6086	21.9178	24.35	3 Nel, Gerrie
26	35	27.11	1.2910	17.5911	19.55	51 de Lange, W
27	0	0.00	0.0000	0.0000	0.00	105 Ahmed, Reza
28	0	0.00	0.0000	0.0000	0.00	92 Bekker-PROD, Pierre

OPEN -- Overall Stage Results

N.G. League - Vektor May 2011

Printed May 17, 2011 at 8:26




Stage 8 -- Steel Challenge

	PTS	TIME	HIT FACTOR	STAGE POINTS	STAGE PERCENT	COMPETITOR # Name
1	108	10.70	10.0935	115.0000	100.00	67 Wrogemann, Pierre
2	105	11.78	8.9134	101.5551	88.31	101 Osman, Mohammed
3	105	13.07	8.0337	91.5317	79.59	38 Belletti, Carlo
4	96	12.04	7.9734	90.8453	79.00	47 Canosa, Bruno
5	111	14.07	7.8891	89.8849	78.16	90 Venmore, James
6	104	13.32	7.8078	88.9584	77.36	75 JANSSENS, Rudy
7	112	15.16	7.3879	84.1737	73.19	34 Cachia, Grant
8	115	16.03	7.1740	81.7377	71.08	10 Montgomery, Hanlie
9	101	15.32	6.5927	75.1139	65.32	25 Herridge, Ivan
10	114	17.38	6.5593	74.7331	64.99	9 Montgomery, Hubert
11	108	16.86	6.4057	72.9834	63.46	50 Le Roux, John
12	108	16.88	6.3981	72.8969	63.39	44 Dirsuweit, Wolf
13	110	18.18	6.0506	68.9377	59.95	95 Van Niekerk, Koos
14	112	18.78	5.9638	67.9486	59.09	21 CRAUSE, Chrishella
15	90	15.20	5.9211	67.4616	58.66	100 Wolf, Dirsuweit
16	113	19.75	5.7215	65.1882	56.69	54 Jacobs, Adnaan
17	105	19.20	5.4688	62.3083	54.18	22 Levin, Dan
18	109	20.52	5.3119	60.5211	52.63	76 Pearson, Les
19	82	16.65	4.9249	56.1122	48.79	69 Bouwer, Pieter
20	107	23.13	4.6260	52.7067	45.83	84 Lubbinge, Jan
21	94	33.33	2.8203	32.1329	27.94	55 Yada, Z
22	89	33.44	2.6615	30.3237	26.37	32 Solomon, Ras
23	112	44.77	2.5017	28.5029	24.79	40 Philpott, Alan
24	0	72.37	0.0000	0.0000	0.00	106 Mohamed, Zakariya

STANDARD -- Overall Stage Results

N.G. League - Vektor May 2011

Printed May 17, 2011 at 8:26



Stage 8 -- Steel Challenge

	PTS	TIME	HIT FACTOR	STAGE POINTS	STAGE PERCENT	COMPETITOR # Name
1	112	12.87	8.7024	115.0000	100.00	35 Patzen, Heinrich
2	113	14.63	7.7239	102.0687	88.76	65 Prinsloo STD, Gys
3	105	13.77	7.6253	100.7659	87.62	60 Albert-STD, Wessels
4	113	14.93	7.5687	100.0177	86.97	59 de Wet, Kobus
5	109	14.49	7.5224	99.4069	86.44	20 CRAUSE, Sarel
6	111	14.90	7.4497	98.4453	85.60	36 Hammond, Wayne
7	114	15.39	7.4074	97.8869	85.12	58 Engelbrecht, Jean
8	107	15.00	7.1333	94.2651	81.97	37 van Ravenswaay, Frans
9	107	15.03	7.1191	94.0769	81.81	7 da Silva, Craig
10	105	15.03	6.9860	92.3185	80.28	72 van Wyk - STD, Piet
11	111	16.16	6.8688	90.7695	78.93	19 Buchler, Gary
12	112	16.68	6.7146	88.7320	77.16	99 O'Donovan, Sean
13	110	16.61	6.6225	87.5148	76.10	28 Moulder, Hennie
14	111	16.88	6.5758	86.8978	75.56	18 Viljoen, Johan
15	94	14.41	6.5232	86.2030	74.96	13 Jansen Van Vuuren, Abraham
16	112	17.20	6.5116	86.0494	74.83	57 van Straaten, Andre
17	113	17.56	6.4351	85.0378	73.95	56 Pillay, Pradesh
18	105	16.46	6.3791	84.2981	73.30	97 du Plooy, Eurika
19	110	17.29	6.3621	84.0729	73.11	83 Harper, Steve
20	98	15.52	6.3144	83.4435	72.56	71 Wheeler, Johan
21	107	17.04	6.2793	82.9798	72.16	102 GROVE, Corrie
22	114	18.77	6.0735	80.2600	69.79	103 PRINSLOO, Joggie
23	100	16.80	5.9524	78.6591	68.40	74 Karamitos, Demis
24	105	17.78	5.9055	78.0398	67.86	68 van Wyk-STD, Francois
25	95	16.19	5.8678	77.5417	67.43	24 Germishuizen, Michael
26	112	19.56	5.7260	75.6672	65.80	27 Shawe, Karen
27	106	18.61	5.6959	75.2693	65.45	5 Kruger, Hein
28	115	20.60	5.5825	73.7716	64.15	98 O'Donovan, Sebella
29	111	20.07	5.5306	73.0860	63.55	77 Bokkelkamp, Donald
30	80	14.58	5.4870	72.5088	63.05	6 Botha, Johan
31	107	19.52	5.4816	72.4373	62.99	39 Victor, Marie
32	98	17.93	5.4657	72.2278	62.81	16 du Toit, Cecilia
33	113	21.55	5.2436	69.2930	60.25	91 Marshall, Mike
34	107	20.50	5.2195	68.9744	59.98	31 Celliers, Nico
35	112	22.23	5.0382	66.5789	57.89	78 Hong, Gerald
36	105	21.16	4.9622	65.5741	57.02	66 van Herk, Albert
37	108	23.46	4.6036	60.8351	52.90	30 Simpson, Guy
38	113	25.32	4.4629	58.9757	51.28	17 Labuschagne, Deon
39	111	25.66	4.3258	57.1643	49.71	41 Smith, Malcolm
40	113	27.20	4.1544	54.8994	47.74	93 van Niekerk, Kobus
41	96	23.75	4.0421	53.4153	46.45	79 Ki, Terrence
42	105	26.83	3.9135	51.7162	44.97	73 Botha, Jaco

STANDARD -- Overall Stage Results

N.G. League - Vektor May 2011

Printed May 17, 2011 at 8:26



Stage 8 -- Steel Challenge

	PTS	TIME	HIT FACTOR	STAGE POINTS	STAGE PERCENT	COMPETITOR # Name
43	89	23.92	3.7207	49.1685	42.76	64 Luck, Alan
44	113	30.53	3.7013	48.9114	42.53	14 Bekker-STD, Pierre
45	88	24.77	3.5527	46.9478	40.82	26 Barkhuizen, Tom
46	113	32.89	3.4357	45.4018	39.48	85 Drotskie, Andre
47	97	31.29	3.1000	40.9661	35.62	11 Kemp, Johan
48	86	29.24	2.9412	38.8669	33.80	87 Van Huyssteen, James
49	110	39.96	2.7528	36.3769	31.63	8 Kleynhans, Jan
50	85	31.57	2.6924	35.5797	30.94	80 Kwan, Sean
51	93	38.20	2.4346	32.1720	27.98	81 Labuschagne, Gerard
52	92	55.71	1.6514	21.8229	18.98	43 van Niekerk, Servaas
53	106	83.06	1.2762	16.8645	14.66	82 Bisschoff, Coen
54	0	33.94	0.0000	0.0000	0.00	2 Smith, Peter

PRODUCTION -- Overall Stage Results

N.G. League - Vektor May 2011

Printed May 17, 2011 at 8:26



Stage 8 -- Steel Challenge

	PTS	TIME	HIT FACTOR	STAGE POINTS	STAGE PERCENT	COMPETITOR # Name
1	105	13.27	7.9126	115.0000	100.00	42 Wessels, Albert
2	109	14.14	7.7086	112.0357	97.42	15 du Toit, Danie
3	109	15.34	7.1056	103.2715	89.80	12 Christie, MH
4	109	15.69	6.9471	100.9678	87.80	48 van Wyk, Piet
5	111	17.05	6.5103	94.6189	82.28	61 Smith - STD, Malcolm
6	111	17.62	6.2997	91.5581	79.62	94 van Wyk, Charles
7	109	17.40	6.2644	91.0451	79.17	63 Smit, Tertius
8	113	18.13	6.2328	90.5858	78.77	52 Prinsloo, Gys
9	109	17.80	6.1236	88.9992	77.39	62 Smit, Philip
10	105	17.63	5.9558	86.5598	75.27	86 van Huyssteen, Danie
11	109	18.73	5.8195	84.5801	73.55	45 Egleton, Billy
12	96	16.65	5.7658	83.7985	72.87	53 Van Wyk, Francois
13	109	20.73	5.2581	76.4199	66.45	88 JONKER, Henri
14	105	20.19	5.2006	75.5844	65.73	89 Rampershad, Nilan
15	109	22.26	4.8967	71.1674	61.88	33 Dokter, Gerrit
16	113	23.08	4.8960	71.1577	61.88	49 Woest, Garth
17	103	21.13	4.8746	70.8463	61.61	96 SCOTT, Fred
18	107	22.11	4.8394	70.3355	61.16	29 Rowland, Laurence
19	105	23.43	4.4814	65.1323	56.64	4 Eulitz, Eugen
20	101	23.12	4.3685	63.4911	55.21	70 da Silva PROD, Craig
21	113	26.19	4.3146	62.7079	54.53	1 Smith, Daniel
22	92	23.07	3.9879	57.9588	50.40	104 de Souza, Colin
23	103	28.32	3.6370	52.8595	45.96	3 Nel, Gerrie
24	105	29.84	3.5188	51.1411	44.47	46 Sweet, Wayne
25	84	28.58	2.9391	42.7166	37.14	105 Ahmed, Reza
26	93	41.79	2.2254	32.3437	28.12	51 de Lange, W
27	46	27.81	1.6541	24.0401	20.90	23 Lodewyks, Glenn
28	0	0.00	0.0000	0.0000	0.00	92 Bekker-PROD, Pierre