

OPEN -- Overall Stage Results

NGPSA HG L#3 - 28-29 March 2026 hosted by MUSC


Printed March 30, 2026 at 13:48



Stage 1 -- Stage 1

| | PTS | TIME | HIT FACTOR | STAGE POINTS | STAGE PERCENT | COMPETITOR # Name |
|----|------------|-------------|-----------------------|-------------------------|--------------------------|------------------------------|
| 1 | 153 | 13.05 | 11.7241 | 160.0000 | 100.00 | 92 Montgomery, Thomas RO |
| 2 | 155 | 14.34 | 10.8089 | 147.5100 | 92.19 | 95 MacLeod, Tyrone |
| 3 | 151 | 15.10 | 10.0000 | 136.4706 | 85.29 | 37 Cilliers RO, Marchant |
| 4 | 142 | 15.12 | 9.3915 | 128.1668 | 80.10 | 138 Jacobs, Jan Harm |
| 5 | 153 | 16.60 | 9.2169 | 125.7831 | 78.61 | 98 Eales, Richard |
| 6 | 137 | 14.98 | 9.1455 | 124.8096 | 78.01 | 144 Zama, Wanda |
| 7 | 152 | 16.76 | 9.0692 | 123.7681 | 77.36 | 6 Meintjes, Louw |
| 8 | 146 | 16.94 | 8.6187 | 117.6193 | 73.51 | 93 Montgomery, Hubert |
| 9 | 128 | 15.53 | 8.2421 | 112.4806 | 70.30 | 24 Cachia, Grant |
| 10 | 150 | 18.96 | 7.9114 | 107.9672 | 67.48 | 42 van Leeuwen RO, Mike |
| 11 | 132 | 20.79 | 6.3492 | 86.6480 | 54.15 | 87 Badenhorst, Theo |
| 12 | 148 | 23.57 | 6.2792 | 85.6922 | 53.56 | 137 Henstock, Brad |
| 13 | 154 | 25.93 | 5.9391 | 81.0508 | 50.66 | 111 Hecht, Mariette |
| 14 | 149 | 28.20 | 5.2837 | 72.1068 | 45.07 | 8 Meintjes, Genevieve |
| 15 | 123 | 23.36 | 5.2654 | 71.8574 | 44.91 | 66 Brummer, Marie |


STANDARD -- Overall Stage Results
NGPSA HG L#3 - 28-29 March 2026 hosted by MUSC
 Printed March 30, 2026 at 13:48



Stage 1 -- Stage 1

| | PTS | TIME | HIT FACTOR | STAGE POINTS | STAGE PERCENT | COMPETITOR # Name |
|----|------------|-------------|-----------------------|-------------------------|--------------------------|------------------------------|
| 1 | 152 | 15.32 | 9.9217 | 160.0000 | 100.00 | 117 van der Bank, Ian |
| 2 | 152 | 17.05 | 8.9150 | 143.7654 | 89.85 | 147 Marks, Lionel |
| 3 | 150 | 19.29 | 7.7760 | 125.3990 | 78.37 | 29 Du Plooy, Eurika |
| 4 | 153 | 20.31 | 7.5332 | 121.4833 | 75.93 | 19 Papadopoulos, Philip |
| 5 | 127 | 17.15 | 7.4052 | 119.4194 | 74.64 | 4 Beneke, Ruan |
| 6 | 132 | 18.19 | 7.2567 | 117.0244 | 73.14 | 96 Barnard, Pieter |
| 7 | 152 | 24.40 | 6.2295 | 100.4590 | 62.79 | 38 Moulder, Hennie |
| 8 | 146 | 23.70 | 6.1603 | 99.3436 | 62.09 | 49 Visser, Marius |
| 9 | 152 | 24.90 | 6.1044 | 98.4418 | 61.53 | 133 Thomas, Darren |
| 10 | 113 | 19.91 | 5.6755 | 91.5256 | 57.20 | 15 Rademeyer, Jaco Pieter RO |
| 11 | 103 | 19.97 | 5.1577 | 83.1753 | 51.98 | 39 Sefolo, Themba |
| 12 | 138 | 28.53 | 4.8370 | 78.0032 | 48.75 | 139 zhao, jiang |
| 13 | 132 | 28.54 | 4.6251 | 74.5856 | 46.62 | 52 Oxford-May, Juanita |
| 14 | 128 | 28.54 | 4.4849 | 72.3255 | 45.20 | 131 Boman, Allen |
| 15 | 136 | 30.33 | 4.4840 | 72.3105 | 45.19 | 22 Scholtz, Drikus (Skolla) |
| 16 | 60 | 13.91 | 4.3134 | 69.5600 | 43.47 | 53 Dauth, Jacobus |
| 17 | 149 | 42.84 | 3.4781 | 56.0883 | 35.06 | 60 Makwela, Lorraine |
| 18 | 134 | 39.68 | 3.3770 | 54.4588 | 34.04 | 11 Labuschagne, Deon |
| 19 | 0 | 0.00 | 0.0000 | 0.0000 | 0.00 | 31 Roodt, JL |

PRODUCTION -- Overall Stage Results
NGPSA HG L#3 - 28-29 March 2026 hosted by MUSC
 Printed March 30, 2026 at 13:48




Stage 1 -- Stage 1

| | PTS | TIME | HIT FACTOR | STAGE POINTS | STAGE PERCENT | COMPETITOR # Name |
|----|------------|-------------|-----------------------|-------------------------|--------------------------|------------------------------|
| 1 | 148 | 15.39 | 9.6166 | 160.0000 | 100.00 | 83 Wecke, Aeron |
| 2 | 150 | 16.98 | 8.8339 | 146.9774 | 91.86 | 135 de Villiers, Luke |
| 3 | 150 | 18.62 | 8.0559 | 134.0320 | 83.77 | 44 Kok Jnr, Onnie |
| 4 | 144 | 19.09 | 7.5432 | 125.5028 | 78.44 | 152 Plein, Noah |
| 5 | 158 | 21.21 | 7.4493 | 123.9405 | 77.46 | 7 Naude RO, Ansley |
| 6 | 138 | 19.46 | 7.0915 | 117.9867 | 73.74 | 21 Louw, Johan |
| 7 | 138 | 20.00 | 6.9000 | 114.8011 | 71.75 | 58 Prinsloo RO, Joggie |
| 8 | 132 | 19.32 | 6.8323 | 113.6747 | 71.05 | 79 de Nysschen, Pieter |
| 9 | 150 | 22.13 | 6.7781 | 112.7734 | 70.48 | 35 Nieuwoudt, Nantus |
| 10 | 138 | 20.36 | 6.7780 | 112.7712 | 70.48 | 80 Phelan, Brendan |
| 11 | 144 | 21.73 | 6.6268 | 110.2553 | 68.91 | 32 Brown, Karen |
| 12 | 134 | 21.13 | 6.3417 | 105.5121 | 65.95 | 26 Brown, Thomas |
| 13 | 119 | 19.15 | 6.2141 | 103.3892 | 64.62 | 56 Koekemoer, Francois |
| 14 | 134 | 21.82 | 6.1412 | 102.1755 | 63.86 | 67 Meiring RO, Charl |
| 15 | 136 | 22.15 | 6.1400 | 102.1556 | 63.85 | 81 Phelan, Rodney |
| 16 | 133 | 22.28 | 5.9695 | 99.3192 | 62.07 | 129 di Giandomenico, Eugene |
| 17 | 148 | 25.25 | 5.8614 | 97.5208 | 60.95 | 106 Miller, Dave |
| 18 | 124 | 21.63 | 5.7328 | 95.3810 | 59.61 | 89 Swarts, Sean |
| 19 | 142 | 24.85 | 5.7143 | 95.0734 | 59.42 | 120 zhang, zaimiao |
| 20 | 136 | 25.34 | 5.3670 | 89.2954 | 55.81 | 97 Barnard, Leanie |
| 21 | 134 | 28.60 | 4.6853 | 77.9535 | 48.72 | 23 Esterhuizen, Francois |
| 22 | 124 | 26.62 | 4.6582 | 77.5016 | 48.44 | 100 Katzke, Eugene |
| 23 | 144 | 31.22 | 4.6124 | 76.7408 | 47.96 | 114 Van Zyl, Christo |
| 24 | 119 | 26.12 | 4.5559 | 75.8003 | 47.38 | 112 Putter, Lourens |
| 25 | 118 | 26.16 | 4.5107 | 75.0484 | 46.91 | 65 Van Der Bank (RO), Willem |
| 26 | 154 | 34.17 | 4.5069 | 74.9847 | 46.87 | 121 Prinsloo, Christo |
| 27 | 136 | 31.08 | 4.3758 | 72.8039 | 45.50 | 113 Van niekerk, Niel |
| 28 | 129 | 30.71 | 4.2006 | 69.8887 | 43.68 | 126 Paul, Chan |
| 29 | 126 | 36.47 | 3.4549 | 57.4820 | 35.93 | 72 Swarts SO, Essie |
| 30 | 148 | 43.29 | 3.4188 | 56.8815 | 35.55 | 109 Van der Merwe, Hennie |
| 31 | 121 | 35.76 | 3.3837 | 56.2969 | 35.19 | 16 Van Eck, Yolande |
| 32 | 0 | 0.00 | 0.0000 | 0.0000 | 0.00 | 115 Da Silva, Craig |
| 33 | 0 | 0.00 | 0.0000 | 0.0000 | 0.00 | 150 Willis, Edward |
| 34 | 0 | 0.00 | 0.0000 | 0.0000 | 0.00 | 18 Richardson, Llewellyn |
| 35 | 0 | 0.00 | 0.0000 | 0.0000 | 0.00 | 140 Robertson, Brandon |
| 36 | 0 | 0.00 | 0.0000 | 0.0000 | 0.00 | 101 Visser, Neil (RO) |

PRODUCTION OPTICS -- Overall Stage Results

NGPSA HG L#3 - 28-29 March 2026 hosted by MUSC

Printed March 30, 2026 at 13:48



Stage 1 -- Stage 1

| | PTS | TIME | HIT FACTOR | STAGE POINTS | STAGE PERCENT | COMPETITOR # Name |
|----|-----|-------|---------------|-----------------|------------------|---------------------------------|
| 1 | 154 | 14.25 | 10.8070 | 160.0000 | 100.00 | 14 Siebrits, Hilfred |
| 2 | 142 | 13.86 | 10.2453 | 151.6838 | 94.80 | 108 De Gouveia, Roberto |
| 3 | 156 | 16.02 | 9.7378 | 144.1704 | 90.11 | 48 Julius, Corbin |
| 4 | 146 | 16.41 | 8.8970 | 131.7220 | 82.33 | 54 Dreyer, Andrian |
| 5 | 125 | 15.79 | 7.9164 | 117.2039 | 73.25 | 12 Taylor, Neil |
| 6 | 150 | 19.04 | 7.8782 | 116.6376 | 72.90 | 47 Van heerden, Adrian |
| 7 | 131 | 17.52 | 7.4772 | 110.7010 | 69.19 | 5 Goosen, Clifford |
| 8 | 152 | 20.68 | 7.3501 | 108.8196 | 68.01 | 34 Joffe, Julian |
| 9 | 154 | 21.06 | 7.3124 | 108.2621 | 67.66 | 43 Krugell, Wimpie |
| 10 | 146 | 20.08 | 7.2709 | 107.6473 | 67.28 | 40 Janse van Rensburg, Johan RO |
| 11 | 150 | 20.81 | 7.2081 | 106.7169 | 66.70 | 125 Engelbrecht, Ernst |
| 12 | 154 | 21.61 | 7.1263 | 105.5067 | 65.94 | 20 Combrink, Herman |
| 13 | 150 | 21.35 | 7.0258 | 104.0178 | 65.01 | 127 Zhang, Dan |
| 14 | 160 | 22.83 | 7.0083 | 103.7596 | 64.85 | 94 Hesselman, Nico |
| 15 | 146 | 20.96 | 6.9656 | 103.1278 | 64.45 | 2 Venter, Dirk |
| 16 | 146 | 21.21 | 6.8835 | 101.9122 | 63.70 | 33 Pretorius, Tinus |
| 17 | 152 | 22.29 | 6.8192 | 100.9596 | 63.10 | 110 Smith, Sheldon |
| 18 | 148 | 21.80 | 6.7890 | 100.5123 | 62.82 | 46 Basson, Deon |
| 19 | 140 | 20.63 | 6.7862 | 100.4715 | 62.79 | 142 Carr, Phillip |
| 20 | 140 | 20.76 | 6.7437 | 99.8424 | 62.40 | 105 Bahre, Heinrich |
| 21 | 154 | 23.86 | 6.4543 | 95.5574 | 59.72 | 55 Dreyer, Landri |
| 22 | 136 | 21.77 | 6.2471 | 92.4900 | 57.81 | 119 Whittaker, David |
| 23 | 142 | 22.97 | 6.1820 | 91.5254 | 57.20 | 116 Goosen RO, PJ |
| 24 | 142 | 23.91 | 5.9389 | 87.9271 | 54.95 | 71 Rampershad, Nilan |
| 25 | 127 | 21.62 | 5.8742 | 86.9685 | 54.36 | 118 Rauch, Rudi |
| 26 | 140 | 24.64 | 5.6818 | 84.1204 | 52.58 | 99 Badenhorst, Chris |
| 27 | 129 | 23.44 | 5.5034 | 81.4791 | 50.92 | 27 Struwig, Alicia |
| 28 | 140 | 25.99 | 5.3867 | 79.7510 | 49.84 | 61 de Kock, Jacques |
| 29 | 144 | 27.37 | 5.2612 | 77.8936 | 48.68 | 85 Taute, Hannes |
| 30 | 134 | 25.86 | 5.1817 | 76.7168 | 47.95 | 36 Sefolo, Olebile |
| 31 | 144 | 28.67 | 5.0227 | 74.3616 | 46.48 | 123 McDonald, Martina |
| 32 | 125 | 24.95 | 5.0100 | 74.1743 | 46.36 | 17 Siebrits, Liz |
| 33 | 152 | 30.88 | 4.9223 | 72.8753 | 45.55 | 156 Snyman, Rudolf |
| 34 | 142 | 29.53 | 4.8087 | 71.1933 | 44.50 | 143 Page (Nita), Janita |
| 35 | 140 | 29.86 | 4.6885 | 69.4148 | 43.38 | 1 BOSHOF, Marelize |
| 36 | 148 | 35.03 | 4.2249 | 62.5512 | 39.09 | 141 Brandt, Carl |
| 37 | 158 | 39.11 | 4.0399 | 59.8113 | 37.38 | 76 Bester, Etienne |
| 38 | 146 | 37.94 | 3.8482 | 56.9731 | 35.61 | 134 Thomas, Storm |
| 39 | 131 | 38.46 | 3.4061 | 50.4285 | 31.52 | 41 Kok (Snr), Onnie |
| 40 | 83 | 24.41 | 3.4002 | 50.3413 | 31.46 | 45 Strydom, Tertius |
| 41 | 125 | 43.86 | 2.8500 | 42.1945 | 26.37 | 148 Marks, Ruben |
| 42 | 0 | 0.00 | 0.0000 | 0.0000 | 0.00 | 153 Rooney, Clinton |

PRODUCTION OPTICS -- Overall Stage Results

NGPSA HG L#3 - 28-29 March 2026 hosted by MUSC


Printed March 30, 2026 at 13:48



Stage 1 -- Stage 1

| | PTS | TIME | HIT FACTOR | STAGE POINTS | STAGE PERCENT | COMPETITOR # Name |
|----|------------|-------------|-----------------------|-------------------------|--------------------------|------------------------------|
| 43 | 0 | 0.00 | 0.0000 | 0.0000 | 0.00 | 90 Stockbridge, Austen |
| 44 | 0 | 0.00 | 0.0000 | 0.0000 | 0.00 | 88 Muller, Madeline |

CLASSIC -- Overall Stage Results
NGPSA HG L#3 - 28-29 March 2026 hosted by MUSC
 Printed March 30, 2026 at 13:48



Stage 1 -- Stage 1

| | PTS | TIME | HIT FACTOR | STAGE POINTS | STAGE PERCENT | COMPETITOR # Name |
|----|------------|-------------|-----------------------|-------------------------|--------------------------|-------------------------------|
| 1 | 152 | 20.01 | 7.5962 | 160.0000 | 100.00 | 77 Wessels, Albert |
| 2 | 150 | 21.05 | 7.1259 | 150.0938 | 93.81 | 107 Bouwer, Pieter |
| 3 | 130 | 20.58 | 6.3168 | 133.0520 | 83.16 | 158 Rosslee, Billy MD 2 |
| 4 | 134 | 21.36 | 6.2734 | 132.1378 | 82.59 | 25 Van Rooyen, Joe |
| 5 | 138 | 22.78 | 6.0579 | 127.5995 | 79.75 | 50 Carelse RO, Johan |
| 6 | 136 | 23.20 | 5.8621 | 123.4737 | 77.17 | 78 Jansen van Vuuren, Abraham |
| 7 | 154 | 26.54 | 5.8026 | 122.2203 | 76.39 | 149 Hammond, Mark |
| 8 | 146 | 25.74 | 5.6721 | 119.4725 | 74.67 | 128 Rennie, Craig |
| 9 | 137 | 25.66 | 5.3390 | 112.4572 | 70.29 | 57 Plein RO, Aubrey |
| 10 | 148 | 27.91 | 5.3028 | 111.6928 | 69.81 | 84 Wheeler, Johan |
| 11 | 0 | 0.00 | 0.0000 | 0.0000 | 0.00 | 91 Schoeman, Jurgens |

OPTICS -- Overall Stage Results

NGPSA HG L#3 - 28-29 March 2026 hosted by MUSC

Printed March 30, 2026 at 13:48



Stage 1 -- Stage 1

| | PTS | TIME | HIT FACTOR | STAGE POINTS | STAGE PERCENT | COMPETITOR # Name |
|----|-----|-------|---------------|-----------------|------------------|----------------------------|
| 1 | 150 | 15.57 | 9.6339 | 160.0000 | 100.00 | 51 Koch, Brendon |
| 2 | 146 | 15.46 | 9.4437 | 156.8414 | 98.03 | 146 Hartdegen, Heinke |
| 3 | 150 | 16.09 | 9.3226 | 154.8291 | 96.77 | 75 van der Walt, Dirk |
| 4 | 144 | 16.61 | 8.6695 | 143.9827 | 89.99 | 151 Alberts, Jacques |
| 5 | 150 | 17.39 | 8.6256 | 143.2547 | 89.53 | 82 Robertson, Wyn |
| 6 | 148 | 17.34 | 8.5352 | 141.7523 | 88.60 | 122 McDonald, Kyle |
| 7 | 138 | 16.26 | 8.4871 | 140.9535 | 88.10 | 103 Chang, Peter |
| 8 | 144 | 17.34 | 8.3045 | 137.9211 | 86.20 | 59 Harmse TRO, Wikus |
| 9 | 152 | 18.58 | 8.1808 | 135.8674 | 84.92 | 9 GRAY, Johan |
| 10 | 146 | 18.30 | 7.9781 | 132.5010 | 82.81 | 3 Oelofse, Hennie |
| 11 | 136 | 17.39 | 7.8206 | 129.8843 | 81.18 | 68 Du Plessis TRO, Riaan |
| 12 | 148 | 19.95 | 7.4185 | 123.2072 | 77.00 | 63 Du Preez, Ray |
| 13 | 134 | 18.80 | 7.1277 | 118.3762 | 73.99 | 145 Page, Jorncy |
| 14 | 152 | 22.01 | 6.9060 | 114.6941 | 71.68 | 70 Dreyer, Bertus (RO&Shoo |
| 15 | 148 | 22.06 | 6.7090 | 111.4227 | 69.64 | 102 Welgemoed, Miekie |
| 16 | 156 | 23.51 | 6.6355 | 110.2020 | 68.88 | 28 Ellerbeck, Ryan |
| 17 | 134 | 20.66 | 6.4860 | 107.7189 | 67.32 | 62 Meintjes, Hannes RO |
| 18 | 150 | 23.85 | 6.2893 | 104.4528 | 65.28 | 130 Resca, Tazio |
| 19 | 129 | 20.70 | 6.2319 | 103.4991 | 64.69 | 86 Hanekom, Shaun |
| 20 | 134 | 22.36 | 5.9928 | 99.5292 | 62.21 | 154 Schmitz, Herbert |
| 21 | 119 | 20.43 | 5.8248 | 96.7377 | 60.46 | 155 Ahmed, Fayyaadh |
| 22 | 84 | 14.71 | 5.7104 | 94.8383 | 59.27 | 74 Jansen, Michael |
| 23 | 154 | 28.22 | 5.4571 | 90.6319 | 56.64 | 104 Siebrits, Gerhard |
| 24 | 140 | 25.73 | 5.4411 | 90.3661 | 56.48 | 69 Vorster, Gordon |
| 25 | 144 | 30.76 | 4.6814 | 77.7488 | 48.59 | 73 Risk, Raymond |
| 26 | 154 | 42.19 | 3.6502 | 60.6218 | 37.89 | 13 Marian, Leslie Deon |
| 27 | 0 | 0.00 | 0.0000 | 0.0000 | 0.00 | 10 Van der Merwe, Thëo RO |
| 28 | 0 | 0.00 | 0.0000 | 0.0000 | 0.00 | 157 Crichton RM, Ray |
| 29 | 0 | 0.00 | 0.0000 | 0.0000 | 0.00 | 64 Du Preez, Jean |
| 30 | 0 | 0.00 | 0.0000 | 0.0000 | 0.00 | 132 Ross, Guido RO |

OPEN -- Overall Stage Results

NGPSA HG L#3 - 28-29 March 2026 hosted by MUSC


Printed March 30, 2026 at 13:48



Stage 2 -- Stage 2

| | PTS | TIME | HIT FACTOR | STAGE POINTS | STAGE PERCENT | COMPETITOR # Name |
|----|------------|-------------|-----------------------|-------------------------|--------------------------|------------------------------|
| 1 | 101 | 9.13 | 11.0624 | 110.0000 | 100.00 | 92 Montgomery, Thomas RO |
| 2 | 108 | 11.50 | 9.3913 | 93.3830 | 84.89 | 144 Zama, Wanda |
| 3 | 104 | 11.67 | 8.9117 | 88.6145 | 80.56 | 138 Jacobs, Jan Harm |
| 4 | 106 | 12.45 | 8.5141 | 84.6601 | 76.96 | 93 Montgomery, Hubert |
| 5 | 104 | 12.28 | 8.4691 | 84.2126 | 76.56 | 95 MacLeod, Tyrone |
| 6 | 98 | 12.03 | 8.1463 | 81.0033 | 73.64 | 24 Cachia, Grant |
| 7 | 89 | 12.52 | 7.1086 | 70.6851 | 64.26 | 6 Meintjes, Louw |
| 8 | 100 | 14.21 | 7.0373 | 69.9758 | 63.61 | 42 van Leeuwen RO, Mike |
| 9 | 96 | 13.65 | 7.0330 | 69.9328 | 63.58 | 137 Henstock, Brad |
| 10 | 96 | 13.71 | 7.0022 | 69.6267 | 63.30 | 87 Badenhorst, Theo |
| 11 | 94 | 14.82 | 6.3428 | 63.0698 | 57.34 | 98 Eales, Richard |
| 12 | 104 | 17.05 | 6.0997 | 60.6528 | 55.14 | 37 Cilliers RO, Marchant |
| 13 | 75 | 13.54 | 5.5391 | 55.0788 | 50.07 | 66 Brummer, Marie |
| 14 | 100 | 19.55 | 5.1151 | 50.8622 | 46.24 | 111 Hecht, Mariette |
| 15 | 87 | 18.41 | 4.7257 | 46.9902 | 42.72 | 8 Meintjes, Genevieve |


STANDARD -- Overall Stage Results
NGPSA HG L#3 - 28-29 March 2026 hosted by MUSC
 Printed March 30, 2026 at 13:48



Stage 2 -- Stage 2

| | PTS | TIME | HIT FACTOR | STAGE POINTS | STAGE PERCENT | COMPETITOR # Name |
|----|------------|-------------|-----------------------|-------------------------|--------------------------|------------------------------|
| 1 | 108 | 12.31 | 8.7734 | 110.0000 | 100.00 | 117 van der Bank, Ian |
| 2 | 102 | 11.76 | 8.6735 | 108.7477 | 98.86 | 96 Barnard, Pieter |
| 3 | 107 | 13.18 | 8.1184 | 101.7877 | 92.53 | 4 Beneke, Ruan |
| 4 | 105 | 15.37 | 6.8315 | 85.6530 | 77.87 | 19 Papadopoulos, Philip |
| 5 | 99 | 15.37 | 6.4411 | 80.7585 | 73.42 | 147 Marks, Lionel |
| 6 | 107 | 16.64 | 6.4303 | 80.6227 | 73.29 | 29 Du Plooy, Eurika |
| 7 | 67 | 11.14 | 6.0144 | 75.4079 | 68.55 | 53 Dauth, Jacobus |
| 8 | 103 | 18.01 | 5.7190 | 71.7052 | 65.19 | 133 Thomas, Darren |
| 9 | 100 | 18.41 | 5.4318 | 68.1041 | 61.91 | 131 Boman, Allen |
| 10 | 90 | 17.05 | 5.2786 | 66.1828 | 60.17 | 39 Sefolo, Themba |
| 11 | 102 | 19.63 | 5.1961 | 65.1489 | 59.23 | 22 Scholtz, Drikus (Skolla) |
| 12 | 98 | 20.21 | 4.8491 | 60.7976 | 55.27 | 38 Moulder, Hennie |
| 13 | 78 | 16.51 | 4.7244 | 59.2345 | 53.85 | 15 Rademeyer, Jaco Pieter RO |
| 14 | 90 | 19.66 | 4.5778 | 57.3966 | 52.18 | 49 Visser, Marius |
| 15 | 94 | 22.71 | 4.1391 | 51.8965 | 47.18 | 52 Oxford-May, Juanita |
| 16 | 103 | 34.54 | 2.9820 | 37.3888 | 33.99 | 11 Labuschagne, Deon |
| 17 | 58 | 21.85 | 2.6545 | 33.2816 | 30.26 | 139 zhao, jiang |
| 18 | 104 | 39.57 | 2.6283 | 32.9529 | 29.96 | 60 Makwela, Lorraine |
| 19 | 0 | 0.00 | 0.0000 | 0.0000 | 0.00 | 31 Roodt, JL |

PRODUCTION -- Overall Stage Results
NGPSA HG L#3 - 28-29 March 2026 hosted by MUSC
 Printed March 30, 2026 at 13:48




Stage 2 -- Stage 2

| | PTS | TIME | HIT FACTOR | STAGE POINTS | STAGE PERCENT | COMPETITOR # Name |
|----|------------|-------------|-----------------------|-------------------------|--------------------------|------------------------------|
| 1 | 102 | 11.71 | 8.7105 | 110.0000 | 100.00 | 83 Wecke, Aeron |
| 2 | 92 | 10.65 | 8.6385 | 109.0907 | 99.17 | 135 de Villiers, Luke |
| 3 | 100 | 12.35 | 8.0972 | 102.2545 | 92.96 | 26 Brown, Thomas |
| 4 | 98 | 12.11 | 8.0925 | 102.1954 | 92.90 | 44 Kok Jnr, Onnie |
| 5 | 104 | 13.58 | 7.6583 | 96.7126 | 87.92 | 152 Plein, Noah |
| 6 | 102 | 13.55 | 7.5277 | 95.0627 | 86.42 | 35 Nieuwoudt, Nantus |
| 7 | 102 | 15.19 | 6.7149 | 84.7992 | 77.09 | 80 Phelan, Brendan |
| 8 | 106 | 16.04 | 6.6085 | 83.4547 | 75.87 | 7 Naude RO, Ansley |
| 9 | 94 | 14.37 | 6.5414 | 82.6077 | 75.10 | 21 Louw, Johan |
| 10 | 98 | 15.33 | 6.3927 | 80.7297 | 73.39 | 89 Swarts, Sean |
| 11 | 81 | 12.83 | 6.3133 | 79.7274 | 72.48 | 79 de Nysschen, Pieter |
| 12 | 96 | 15.23 | 6.3033 | 79.6014 | 72.36 | 67 Meiring RO, Charl |
| 13 | 100 | 16.14 | 6.1958 | 78.2431 | 71.13 | 58 Prinsloo RO, Joggie |
| 14 | 83 | 13.56 | 6.1209 | 77.2979 | 70.27 | 81 Phelan, Rodney |
| 15 | 96 | 16.07 | 5.9739 | 75.4405 | 68.58 | 120 zhang, zaimiao |
| 16 | 92 | 15.84 | 5.8081 | 73.3470 | 66.68 | 32 Brown, Karen |
| 17 | 90 | 15.92 | 5.6533 | 71.3919 | 64.90 | 129 di Giandomenico, Eugene |
| 18 | 100 | 18.39 | 5.4377 | 68.6701 | 62.43 | 100 Katzke, Eugene |
| 19 | 94 | 17.52 | 5.3653 | 67.7553 | 61.60 | 114 Van Zyl, Christo |
| 20 | 92 | 17.31 | 5.3148 | 67.1182 | 61.02 | 112 Putter, Lourens |
| 21 | 94 | 18.93 | 4.9657 | 62.7085 | 57.01 | 23 Esterhuizen, Francois |
| 22 | 82 | 17.37 | 4.7208 | 59.6161 | 54.20 | 97 Barnard, Leanie |
| 23 | 96 | 20.66 | 4.6467 | 58.6800 | 53.35 | 72 Swarts SO, Essie |
| 24 | 92 | 19.85 | 4.6348 | 58.5298 | 53.21 | 65 Van Der Bank (RO), Willem |
| 25 | 110 | 25.09 | 4.3842 | 55.3658 | 50.33 | 16 Van Eck, Yolande |
| 26 | 92 | 24.22 | 3.7985 | 47.9693 | 43.61 | 113 Van niekerk, Niel |
| 27 | 79 | 25.32 | 3.1201 | 39.4015 | 35.82 | 106 Miller, Dave |
| 28 | 100 | 33.53 | 2.9824 | 37.6631 | 34.24 | 121 Prinsloo, Christo |
| 29 | 88 | 31.94 | 2.7552 | 34.7934 | 31.63 | 109 Van der Merwe, Hennie |
| 30 | 44 | 18.06 | 2.4363 | 30.7669 | 27.97 | 56 Koekemoer, Francois |
| 31 | 64 | 29.38 | 2.1784 | 27.5092 | 25.01 | 126 Paul, Chan |
| 32 | 0 | 0.00 | 0.0000 | 0.0000 | 0.00 | 140 Robertson, Brandon |
| 33 | 0 | 0.00 | 0.0000 | 0.0000 | 0.00 | 101 Visser, Neil (RO) |
| 34 | 0 | 0.00 | 0.0000 | 0.0000 | 0.00 | 18 Richardson, Llewellyn |
| 35 | 0 | 0.00 | 0.0000 | 0.0000 | 0.00 | 115 Da Silva, Craig |
| 36 | 0 | 0.00 | 0.0000 | 0.0000 | 0.00 | 150 Willis, Edward |

PRODUCTION OPTICS -- Overall Stage Results

NGPSA HG L#3 - 28-29 March 2026 hosted by MUSC

Printed March 30, 2026 at 13:48



Stage 2 -- Stage 2

| | PTS | TIME | HIT FACTOR | STAGE POINTS | STAGE PERCENT | COMPETITOR # Name |
|----|-----|-------|---------------|-----------------|------------------|---------------------------------|
| 1 | 98 | 10.18 | 9.6267 | 110.0000 | 100.00 | 14 Siebrits, Hilfred |
| 2 | 104 | 10.92 | 9.5238 | 108.8241 | 98.93 | 54 Dreyer, Andrian |
| 3 | 108 | 12.37 | 8.7308 | 99.7628 | 90.69 | 118 Rauch, Rudi |
| 4 | 104 | 12.55 | 8.2869 | 94.6900 | 86.08 | 5 Goosen, Clifford |
| 5 | 102 | 12.42 | 8.2126 | 93.8411 | 85.31 | 12 Taylor, Neil |
| 6 | 102 | 13.48 | 7.5668 | 86.4619 | 78.60 | 48 Julius, Corbin |
| 7 | 104 | 14.26 | 7.2931 | 83.3351 | 75.76 | 34 Joffe, Julian |
| 8 | 98 | 13.60 | 7.2059 | 82.3382 | 74.85 | 20 Combrink, Herman |
| 9 | 84 | 11.72 | 7.1672 | 81.8966 | 74.45 | 108 De Gouveia, Roberto |
| 10 | 100 | 14.23 | 7.0274 | 80.2989 | 73.00 | 46 Basson, Deon |
| 11 | 94 | 13.54 | 6.9424 | 79.3275 | 72.12 | 105 Bahre, Heinrich |
| 12 | 98 | 14.48 | 6.7680 | 77.3343 | 70.30 | 2 Venter, Dirk |
| 13 | 100 | 15.21 | 6.5746 | 75.1251 | 68.30 | 40 Janse van Rensburg, Johan RO |
| 14 | 110 | 16.84 | 6.5321 | 74.6389 | 67.85 | 99 Badenhorst, Chris |
| 15 | 108 | 16.96 | 6.3679 | 72.7633 | 66.15 | 47 Van heerden, Adrian |
| 16 | 108 | 17.24 | 6.2645 | 71.5815 | 65.07 | 94 Hesselman, Nico |
| 17 | 100 | 16.07 | 6.2228 | 71.1047 | 64.64 | 125 Engelbrecht, Ernst |
| 18 | 100 | 16.17 | 6.1843 | 70.6650 | 64.24 | 71 Rampershad, Nilan |
| 19 | 102 | 16.71 | 6.1041 | 69.7490 | 63.41 | 134 Thomas, Storm |
| 20 | 102 | 16.72 | 6.1005 | 69.7073 | 63.37 | 55 Dreyer, Landri |
| 21 | 96 | 15.74 | 6.0991 | 69.6917 | 63.36 | 142 Carr, Phillip |
| 22 | 108 | 17.82 | 6.0606 | 69.2517 | 62.96 | 43 Krugell, Wimpie |
| 23 | 92 | 15.21 | 6.0487 | 69.1151 | 62.83 | 36 Sefolo, Olebile |
| 24 | 88 | 14.73 | 5.9742 | 68.2644 | 62.06 | 127 Zhang, Dan |
| 25 | 98 | 17.10 | 5.7310 | 65.4854 | 59.53 | 33 Pretorius, Tinus |
| 26 | 102 | 18.21 | 5.6013 | 64.0036 | 58.19 | 45 Strydom, Tertius |
| 27 | 76 | 13.65 | 5.5678 | 63.6202 | 57.84 | 116 Goosen RO, PJ |
| 28 | 94 | 16.91 | 5.5588 | 63.5183 | 57.74 | 110 Smith, Sheldon |
| 29 | 100 | 18.12 | 5.5188 | 63.0603 | 57.33 | 17 Siebrits, Liz |
| 30 | 92 | 17.28 | 5.3241 | 60.8357 | 55.31 | 1 BOSHOFF, Marelize |
| 31 | 96 | 18.61 | 5.1585 | 58.9440 | 53.59 | 143 Page (Nita), Janita |
| 32 | 92 | 18.70 | 4.9198 | 56.2161 | 51.11 | 119 Whittaker, David |
| 33 | 98 | 20.33 | 4.8205 | 55.0812 | 50.07 | 41 Kok (Snr), Onnie |
| 34 | 98 | 20.84 | 4.7025 | 53.7332 | 48.85 | 27 Struwig, Alicia |
| 35 | 104 | 23.16 | 4.4905 | 51.3108 | 46.65 | 76 Bester, Etienne |
| 36 | 104 | 24.22 | 4.2940 | 49.0652 | 44.60 | 141 Brandt, Carl |
| 37 | 82 | 21.02 | 3.9010 | 44.5754 | 40.52 | 85 Taute, Hannes |
| 38 | 73 | 18.92 | 3.8584 | 44.0876 | 40.08 | 61 de Kock, Jacques |
| 39 | 63 | 18.06 | 3.4884 | 39.8600 | 36.24 | 123 McDonald, Martina |
| 40 | 69 | 30.29 | 2.2780 | 26.0294 | 23.66 | 148 Marks, Ruben |
| 41 | 0 | 0.00 | 0.0000 | 0.0000 | 0.00 | 90 Stockbridge, Austen |
| 42 | 0 | 0.00 | 0.0000 | 0.0000 | 0.00 | 153 Rooney, Clinton |

PRODUCTION OPTICS -- Overall Stage Results

NGPSA HG L#3 - 28-29 March 2026 hosted by MUSC

Printed March 30, 2026 at 13:48



Stage 2 -- Stage 2

| | PTS | TIME | HIT FACTOR | STAGE POINTS | STAGE PERCENT | COMPETITOR # Name |
|----|------------|-------------|-----------------------|-------------------------|--------------------------|------------------------------|
| 43 | 0 | 0.00 | 0.0000 | 0.0000 | 0.00 | 156 Snyman, Rudolf |
| 44 | 0 | 0.00 | 0.0000 | 0.0000 | 0.00 | 88 Muller, Madeline |

CLASSIC -- Overall Stage Results
NGPSA HG L#3 - 28-29 March 2026 hosted by MUSC
 Printed March 30, 2026 at 13:48



Stage 2 -- Stage 2

| | PTS | TIME | HIT FACTOR | STAGE POINTS | STAGE PERCENT | COMPETITOR # Name |
|----|------------|-------------|-----------------------|-------------------------|--------------------------|-------------------------------|
| 1 | 108 | 14.63 | 7.3821 | 110.0000 | 100.00 | 77 Wessels, Albert |
| 2 | 100 | 14.26 | 7.0126 | 104.4946 | 95.00 | 84 Wheeler, Johan |
| 3 | 106 | 15.65 | 6.7732 | 100.9264 | 91.75 | 158 Rosslee, Billy MD 2 |
| 4 | 94 | 14.27 | 6.5872 | 98.1561 | 89.23 | 107 Bouwer, Pieter |
| 5 | 94 | 15.20 | 6.1842 | 92.1505 | 83.77 | 25 Van Rooyen, Joe |
| 6 | 100 | 17.54 | 5.7013 | 84.9540 | 77.23 | 128 Rennie, Craig |
| 7 | 96 | 18.87 | 5.0874 | 75.8076 | 68.92 | 50 Carelse RO, Johan |
| 8 | 105 | 21.01 | 4.9976 | 74.4692 | 67.70 | 57 Plein RO, Aubrey |
| 9 | 90 | 19.43 | 4.6320 | 69.0213 | 62.75 | 149 Hammond, Mark |
| 10 | 86 | 18.58 | 4.6286 | 68.9709 | 62.70 | 78 Jansen van Vuuren, Abraham |
| 11 | 0 | 0.00 | 0.0000 | 0.0000 | 0.00 | 91 Schoeman, Jurgens |

OPTICS -- Overall Stage Results

NGPSA HG L#3 - 28-29 March 2026 hosted by MUSC

Printed March 30, 2026 at 13:48



Stage 2 -- Stage 2

| | PTS | TIME | HIT FACTOR | STAGE POINTS | STAGE PERCENT | COMPETITOR # Name |
|----|-----|-------|---------------|-----------------|------------------|----------------------------|
| 1 | 106 | 10.12 | 10.4743 | 110.0000 | 100.00 | 75 van der Walt, Dirk |
| 2 | 98 | 11.68 | 8.3904 | 88.1152 | 80.10 | 151 Alberts, Jacques |
| 3 | 98 | 11.70 | 8.3761 | 87.9645 | 79.97 | 146 Hartdegen, Heinke |
| 4 | 100 | 11.99 | 8.3403 | 87.5887 | 79.63 | 51 Koch, Brendon |
| 5 | 104 | 12.92 | 8.0495 | 84.5353 | 76.85 | 3 Oelofse, Hennie |
| 6 | 98 | 12.26 | 7.9935 | 83.9466 | 76.32 | 145 Page, Jorncy |
| 7 | 104 | 13.22 | 7.8669 | 82.6170 | 75.11 | 74 Jansen, Michael |
| 8 | 85 | 12.55 | 6.7729 | 71.1283 | 64.66 | 122 McDonald, Kyle |
| 9 | 92 | 13.74 | 6.6958 | 70.3183 | 63.93 | 59 Harmse TRO, Wikus |
| 10 | 102 | 15.24 | 6.6929 | 70.2882 | 63.90 | 9 GRAY, Johan |
| 11 | 92 | 13.90 | 6.6187 | 69.5089 | 63.19 | 155 Ahmed, Fayyaadh |
| 12 | 96 | 15.01 | 6.3957 | 67.1673 | 61.06 | 28 Ellerbeck, Ryan |
| 13 | 94 | 15.41 | 6.0999 | 64.0608 | 58.24 | 154 Schmitz, Herbert |
| 14 | 102 | 16.78 | 6.0787 | 63.8375 | 58.03 | 130 Resca, Tazio |
| 15 | 81 | 13.42 | 6.0358 | 63.3870 | 57.62 | 82 Robertson, Wyn |
| 16 | 86 | 14.36 | 5.9889 | 62.8943 | 57.18 | 103 Chang, Peter |
| 17 | 100 | 16.77 | 5.9630 | 62.6231 | 56.93 | 102 Welgemoed, Mieke |
| 18 | 77 | 13.08 | 5.8869 | 61.8230 | 56.20 | 68 Du Plessis TRO, Riaan |
| 19 | 88 | 15.52 | 5.6701 | 59.5468 | 54.13 | 86 Hanekom, Shaun |
| 20 | 100 | 18.45 | 5.4201 | 56.9208 | 51.75 | 69 Vorster, Gordon |
| 21 | 104 | 20.41 | 5.0955 | 53.5128 | 48.65 | 104 Siebrits, Gerhard |
| 22 | 88 | 17.74 | 4.9605 | 52.0950 | 47.36 | 62 Meintjes, Hannes RO |
| 23 | 88 | 20.64 | 4.2636 | 44.7755 | 40.70 | 63 Du Preez, Ray |
| 24 | 100 | 23.60 | 4.2373 | 44.4995 | 40.45 | 70 Dreyer, Bertus (RO&Shoo |
| 25 | 92 | 25.85 | 3.5590 | 37.3762 | 33.98 | 73 Risk, Raymond |
| 26 | 89 | 27.24 | 3.2673 | 34.3123 | 31.19 | 13 Marian, Leslie Deon |
| 27 | 0 | 0.00 | 0.0000 | 0.0000 | 0.00 | 10 Van der Merwe, Théo RO |
| 28 | 0 | 0.00 | 0.0000 | 0.0000 | 0.00 | 64 Du Preez, Jean |
| 29 | 0 | 0.00 | 0.0000 | 0.0000 | 0.00 | 157 Crichton RM, Ray |
| 30 | 0 | 0.00 | 0.0000 | 0.0000 | 0.00 | 132 Ross, Guido RO |

OPEN -- Overall Stage Results

NGPSA HG L#3 - 28-29 March 2026 hosted by MUSC


Printed March 30, 2026 at 13:48



Stage 3 -- Stage 3

| | PTS | TIME | HIT FACTOR | STAGE POINTS | STAGE PERCENT | COMPETITOR # Name |
|----|------------|-------------|-----------------------|-------------------------|--------------------------|------------------------------|
| 1 | 59 | 6.88 | 8.5756 | 60.0000 | 100.00 | 92 Montgomery, Thomas RO |
| 2 | 55 | 7.32 | 7.5137 | 52.5702 | 87.62 | 37 Cilliers RO, Marchant |
| 3 | 54 | 7.65 | 7.0588 | 49.3878 | 82.31 | 95 MacLeod, Tyrone |
| 4 | 60 | 9.29 | 6.4586 | 45.1880 | 75.31 | 93 Montgomery, Hubert |
| 5 | 57 | 8.84 | 6.4480 | 45.1139 | 75.19 | 144 Zama, Wanda |
| 6 | 60 | 9.44 | 6.3559 | 44.4700 | 74.12 | 137 Henstock, Brad |
| 7 | 59 | 9.47 | 6.2302 | 43.5903 | 72.65 | 98 Eales, Richard |
| 8 | 52 | 8.81 | 5.9024 | 41.2967 | 68.83 | 6 Meintjes, Louw |
| 9 | 58 | 10.30 | 5.6311 | 39.3984 | 65.66 | 138 Jacobs, Jan Harm |
| 10 | 52 | 9.71 | 5.3553 | 37.4690 | 62.45 | 24 Cachia, Grant |
| 11 | 54 | 10.30 | 5.2427 | 36.6813 | 61.14 | 42 van Leeuwen RO, Mike |
| 12 | 49 | 10.97 | 4.4667 | 31.2519 | 52.09 | 87 Badenhorst, Theo |
| 13 | 57 | 15.37 | 3.7085 | 25.9471 | 43.25 | 8 Meintjes, Genevieve |
| 14 | 53 | 15.50 | 3.4194 | 23.9239 | 39.87 | 111 Hecht, Mariette |
| 15 | 45 | 16.60 | 2.7108 | 18.9667 | 31.61 | 66 Brummer, Marie |


STANDARD -- Overall Stage Results
NGPSA HG L#3 - 28-29 March 2026 hosted by MUSC
 Printed March 30, 2026 at 13:48



Stage 3 -- Stage 3

| | PTS | TIME | HIT FACTOR | STAGE POINTS | STAGE PERCENT | COMPETITOR # Name |
|----|------------|-------------|-----------------------|-------------------------|--------------------------|------------------------------|
| 1 | 55 | 7.41 | 7.4224 | 60.0000 | 100.00 | 4 Beneke, Ruan |
| 2 | 50 | 8.46 | 5.9102 | 47.7756 | 79.63 | 96 Barnard, Pieter |
| 3 | 58 | 10.12 | 5.7312 | 46.3291 | 77.22 | 15 Rademeyer, Jaco Pieter RO |
| 4 | 60 | 11.29 | 5.3144 | 42.9600 | 71.60 | 147 Marks, Lionel |
| 5 | 57 | 11.24 | 5.0712 | 40.9935 | 68.32 | 19 Papadopoulos, Philip |
| 6 | 35 | 7.04 | 4.9716 | 40.1885 | 66.98 | 53 Dauth, Jacobus |
| 7 | 43 | 8.75 | 4.9143 | 39.7253 | 66.21 | 117 van der Bank, Ian |
| 8 | 58 | 12.27 | 4.7270 | 38.2112 | 63.69 | 49 Visser, Marius |
| 9 | 60 | 12.85 | 4.6693 | 37.7446 | 62.91 | 29 Du Plooy, Eurika |
| 10 | 50 | 12.43 | 4.0225 | 32.5166 | 54.19 | 52 Oxford-May, Juanita |
| 11 | 54 | 14.84 | 3.6388 | 29.4148 | 49.02 | 38 Moulder, Hennie |
| 12 | 35 | 9.80 | 3.5714 | 28.8701 | 48.12 | 39 Sefolo, Themba |
| 13 | 37 | 10.66 | 3.4709 | 28.0576 | 46.76 | 131 Boman, Allen |
| 14 | 42 | 13.00 | 3.2308 | 26.1164 | 43.53 | 133 Thomas, Darren |
| 15 | 58 | 20.79 | 2.7898 | 22.5518 | 37.59 | 11 Labuschagne, Deon |
| 16 | 45 | 22.52 | 1.9982 | 16.1529 | 26.92 | 60 Makwela, Lorraine |
| 17 | 35 | 20.00 | 1.7500 | 14.1464 | 23.58 | 22 Scholtz, Drikus (Skolla) |
| 18 | 16 | 16.11 | 0.9932 | 8.0284 | 13.38 | 139 zhao, jiang |
| 19 | 0 | 0.00 | 0.0000 | 0.0000 | 0.00 | 31 Roodt, JL |

PRODUCTION -- Overall Stage Results
NGPSA HG L#3 - 28-29 March 2026 hosted by MUSC
 Printed March 30, 2026 at 13:48



Stage 3 -- Stage 3

| | PTS | TIME | HIT FACTOR | STAGE POINTS | STAGE PERCENT | COMPETITOR # Name |
|----|------------|-------------|-----------------------|-------------------------|--------------------------|------------------------------|
| 1 | 56 | 7.34 | 7.6294 | 60.0000 | 100.00 | 135 de Villiers, Luke |
| 2 | 50 | 7.50 | 6.6667 | 52.4286 | 87.38 | 83 Wecke, Aeron |
| 3 | 56 | 8.69 | 6.4442 | 50.6789 | 84.46 | 44 Kok Jnr, Onnie |
| 4 | 52 | 9.23 | 5.6338 | 44.3058 | 73.84 | 35 Nieuwoudt, Nantus |
| 5 | 56 | 10.07 | 5.5611 | 43.7339 | 72.89 | 89 Swarts, Sean |
| 6 | 56 | 10.37 | 5.4002 | 42.4687 | 70.78 | 81 Phelan, Rodney |
| 7 | 52 | 9.98 | 5.2104 | 40.9762 | 68.29 | 56 Koekemoer, Francois |
| 8 | 58 | 11.28 | 5.1418 | 40.4369 | 67.39 | 21 Louw, Johan |
| 9 | 48 | 9.75 | 4.9231 | 38.7165 | 64.53 | 80 Phelan, Brendan |
| 10 | 52 | 10.71 | 4.8553 | 38.1833 | 63.64 | 7 Naude RO, Ansley |
| 11 | 56 | 11.81 | 4.7417 | 37.2904 | 62.15 | 112 Putter, Lourens |
| 12 | 58 | 12.41 | 4.6737 | 36.7549 | 61.26 | 106 Miller, Dave |
| 13 | 52 | 11.25 | 4.6222 | 36.3505 | 60.58 | 32 Brown, Karen |
| 14 | 37 | 8.19 | 4.5177 | 35.5285 | 59.21 | 152 Plein, Noah |
| 15 | 52 | 11.73 | 4.4331 | 34.8630 | 58.10 | 58 Prinsloo RO, Joggie |
| 16 | 33 | 7.49 | 4.4059 | 34.6491 | 57.75 | 26 Brown, Thomas |
| 17 | 50 | 12.34 | 4.0519 | 31.8650 | 53.11 | 100 Katzke, Eugene |
| 18 | 48 | 12.03 | 3.9900 | 31.3787 | 52.30 | 67 Meiring RO, Charl |
| 19 | 38 | 9.63 | 3.9460 | 31.0325 | 51.72 | 79 de Nysschen, Pieter |
| 20 | 58 | 14.91 | 3.8900 | 30.5921 | 50.99 | 126 Paul, Chan |
| 21 | 56 | 15.89 | 3.5242 | 27.7155 | 46.19 | 16 Van Eck, Yolande |
| 22 | 45 | 13.91 | 3.2351 | 25.4416 | 42.40 | 23 Esterhuizen, Francois |
| 23 | 54 | 16.71 | 3.2316 | 25.4142 | 42.36 | 65 Van Der Bank (RO), Willem |
| 24 | 37 | 11.85 | 3.1224 | 24.5552 | 40.93 | 97 Barnard, Leanie |
| 25 | 50 | 17.00 | 2.9412 | 23.1303 | 38.55 | 109 Van der Merwe, Hennie |
| 26 | 37 | 12.72 | 2.9088 | 22.8757 | 38.13 | 114 Van Zyl, Christo |
| 27 | 42 | 16.92 | 2.4823 | 19.5213 | 32.54 | 113 Van niekerk, Niel |
| 28 | 54 | 24.87 | 2.1713 | 17.0756 | 28.46 | 121 Prinsloo, Christo |
| 29 | 35 | 16.41 | 2.1328 | 16.7733 | 27.96 | 72 Swarts SO, Essie |
| 30 | 44 | 21.94 | 2.0055 | 15.7716 | 26.29 | 140 Robertson, Brandon |
| 31 | 33 | 17.50 | 1.8857 | 14.8298 | 24.72 | 129 di Giandomenico, Eugene |
| 32 | 16 | 12.75 | 1.2549 | 9.8689 | 16.45 | 120 zhang, zaimiao |
| 33 | 0 | 0.00 | 0.0000 | 0.0000 | 0.00 | 150 Willis, Edward |
| 34 | 0 | 0.00 | 0.0000 | 0.0000 | 0.00 | 115 Da Silva, Craig |
| 35 | 0 | 0.00 | 0.0000 | 0.0000 | 0.00 | 101 Visser, Neil (RO) |
| 36 | 0 | 0.00 | 0.0000 | 0.0000 | 0.00 | 18 Richardson, Llewellyn |

PRODUCTION OPTICS -- Overall Stage Results

NGPSA HG L#3 - 28-29 March 2026 hosted by MUSC

Printed March 30, 2026 at 13:48



Stage 3 -- Stage 3

| | PTS | TIME | HIT FACTOR | STAGE POINTS | STAGE PERCENT | COMPETITOR # Name |
|----|-----|-------|---------------|-----------------|------------------|---------------------------------|
| 1 | 60 | 6.93 | 8.6580 | 60.0000 | 100.00 | 12 Taylor, Neil |
| 2 | 56 | 6.87 | 8.1514 | 56.4891 | 94.15 | 14 Siebrits, Hilfred |
| 3 | 58 | 7.46 | 7.7748 | 53.8794 | 89.80 | 5 Goosen, Clifford |
| 4 | 54 | 7.36 | 7.3370 | 50.8451 | 84.74 | 54 Dreyer, Andrian |
| 5 | 54 | 7.89 | 6.8441 | 47.4297 | 79.05 | 118 Rauch, Rudi |
| 6 | 52 | 7.85 | 6.6242 | 45.9057 | 76.51 | 46 Basson, Deon |
| 7 | 56 | 9.02 | 6.2084 | 43.0244 | 71.71 | 20 Combrink, Herman |
| 8 | 60 | 9.84 | 6.0976 | 42.2561 | 70.43 | 48 Julius, Corbin |
| 9 | 50 | 8.54 | 5.8548 | 40.5738 | 67.62 | 108 De Gouveia, Roberto |
| 10 | 58 | 9.96 | 5.8233 | 40.3554 | 67.26 | 43 Krugell, Wimpie |
| 11 | 58 | 10.49 | 5.5291 | 38.3165 | 63.86 | 55 Dreyer, Landri |
| 12 | 58 | 10.53 | 5.5081 | 38.1709 | 63.62 | 71 Rampershad, Nilan |
| 13 | 54 | 9.85 | 5.4822 | 37.9919 | 63.32 | 33 Pretorius, Tinus |
| 14 | 48 | 9.14 | 5.2516 | 36.3939 | 60.66 | 40 Janse van Rensburg, Johan RO |
| 15 | 52 | 10.05 | 5.1741 | 35.8567 | 59.76 | 142 Carr, Phillip |
| 16 | 56 | 10.90 | 5.1376 | 35.6037 | 59.34 | 45 Strydom, Tertius |
| 17 | 56 | 11.09 | 5.0496 | 34.9937 | 58.32 | 127 Zhang, Dan |
| 18 | 56 | 11.30 | 4.9558 | 34.3434 | 57.24 | 2 Venter, Dirk |
| 19 | 58 | 11.78 | 4.9236 | 34.1205 | 56.87 | 119 Whittaker, David |
| 20 | 48 | 9.79 | 4.9030 | 33.9775 | 56.63 | 105 Bahre, Heinrich |
| 21 | 50 | 10.21 | 4.8972 | 33.9373 | 56.56 | 125 Engelbrecht, Ernst |
| 22 | 48 | 10.39 | 4.6198 | 32.0154 | 53.36 | 47 Van heerden, Adrian |
| 23 | 56 | 12.84 | 4.3614 | 30.2243 | 50.37 | 17 Siebrits, Liz |
| 24 | 54 | 12.39 | 4.3584 | 30.2034 | 50.34 | 85 Taute, Hannes |
| 25 | 50 | 12.01 | 4.1632 | 28.8510 | 48.08 | 123 McDonald, Martina |
| 26 | 50 | 12.09 | 4.1356 | 28.6600 | 47.77 | 27 Struwig, Alicia |
| 27 | 52 | 12.58 | 4.1335 | 28.6455 | 47.74 | 1 BOSHOFF, Marelize |
| 28 | 54 | 13.34 | 4.0480 | 28.0525 | 46.75 | 134 Thomas, Storm |
| 29 | 45 | 11.41 | 3.9439 | 27.3313 | 45.55 | 61 de Kock, Jacques |
| 30 | 48 | 12.81 | 3.7471 | 25.9672 | 43.28 | 143 Page (Nita), Janita |
| 31 | 39 | 10.59 | 3.6827 | 25.5212 | 42.54 | 99 Badenhorst, Chris |
| 32 | 50 | 13.89 | 3.5997 | 24.9460 | 41.58 | 41 Kok (Snr), Onnie |
| 33 | 38 | 10.67 | 3.5614 | 24.6804 | 41.13 | 116 Goosen RO, PJ |
| 34 | 56 | 17.18 | 3.2596 | 22.5891 | 37.65 | 94 Hesselman, Nico |
| 35 | 58 | 18.49 | 3.1368 | 21.7382 | 36.23 | 76 Bester, Etienne |
| 36 | 41 | 13.38 | 3.0643 | 21.2354 | 35.39 | 110 Smith, Sheldon |
| 37 | 54 | 21.10 | 2.5592 | 17.7355 | 29.56 | 148 Marks, Ruben |
| 38 | 29 | 16.61 | 1.7459 | 12.0993 | 20.17 | 141 Brandt, Carl |
| 39 | 14 | 9.59 | 1.4599 | 10.1168 | 16.86 | 36 Sefolo, Olebile |
| 40 | 10 | 9.82 | 1.0183 | 7.0570 | 11.76 | 34 Joffe, Julian |
| 41 | 0 | 0.00 | 0.0000 | 0.0000 | 0.00 | 90 Stockbridge, Austen |
| 42 | 0 | 0.00 | 0.0000 | 0.0000 | 0.00 | 153 Rooney, Clinton |

PRODUCTION OPTICS -- Overall Stage Results

NGPSA HG L#3 - 28-29 March 2026 hosted by MUSC


Printed March 30, 2026 at 13:48



Stage 3 -- Stage 3

| | PTS | TIME | HIT FACTOR | STAGE POINTS | STAGE PERCENT | COMPETITOR # Name |
|----|------------|-------------|-----------------------|-------------------------|--------------------------|------------------------------|
| 43 | 0 | 0.00 | 0.0000 | 0.0000 | 0.00 | 88 Muller, Madeline |
| 44 | 0 | 0.00 | 0.0000 | 0.0000 | 0.00 | 156 Snyman, Rudolf |

CLASSIC -- Overall Stage Results
NGPSA HG L#3 - 28-29 March 2026 hosted by MUSC
 Printed March 30, 2026 at 13:48




Stage 3 -- Stage 3

| | PTS | TIME | HIT FACTOR | STAGE POINTS | STAGE PERCENT | COMPETITOR # Name |
|----|------------|-------------|-----------------------|-------------------------|--------------------------|-------------------------------|
| 1 | 60 | 10.35 | 5.7971 | 60.0000 | 100.00 | 77 Wessels, Albert |
| 2 | 54 | 9.63 | 5.6075 | 58.0374 | 96.73 | 107 Bouwer, Pieter |
| 3 | 56 | 11.51 | 4.8653 | 50.3562 | 83.93 | 158 Rosslee, Billy MD 2 |
| 4 | 56 | 12.65 | 4.4269 | 45.8182 | 76.36 | 50 Carelse RO, Johan |
| 5 | 52 | 12.83 | 4.0530 | 41.9486 | 69.91 | 149 Hammond, Mark |
| 6 | 54 | 13.70 | 3.9416 | 40.7956 | 67.99 | 78 Jansen van Vuuren, Abraham |
| 7 | 52 | 13.27 | 3.9186 | 40.5577 | 67.60 | 25 Van Rooyen, Joe |
| 8 | 58 | 16.04 | 3.6160 | 37.4252 | 62.38 | 128 Rennie, Craig |
| 9 | 39 | 12.40 | 3.1452 | 32.5524 | 54.25 | 57 Plein RO, Aubrey |
| 10 | 41 | 13.22 | 3.1014 | 32.0991 | 53.50 | 84 Wheeler, Johan |
| 11 | 0 | 0.00 | 0.0000 | 0.0000 | 0.00 | 91 Schoeman, Jurgens |

OPTICS -- Overall Stage Results

NGPSA HG L#3 - 28-29 March 2026 hosted by MUSC

Printed March 30, 2026 at 13:48



Stage 3 -- Stage 3

| | PTS | TIME | HIT FACTOR | STAGE POINTS | STAGE PERCENT | COMPETITOR # Name |
|----|-----|-------|---------------|-----------------|------------------|----------------------------|
| 1 | 48 | 5.76 | 8.3333 | 60.0000 | 100.00 | 75 van der Walt, Dirk |
| 2 | 56 | 6.82 | 8.2111 | 59.1202 | 98.53 | 146 Hartdegen, Heinke |
| 3 | 54 | 8.19 | 6.5934 | 47.4725 | 79.12 | 74 Jansen, Michael |
| 4 | 56 | 8.79 | 6.3709 | 45.8703 | 76.45 | 151 Alberts, Jacques |
| 5 | 56 | 8.91 | 6.2851 | 45.2525 | 75.42 | 51 Koch, Brendon |
| 6 | 48 | 7.94 | 6.0453 | 43.5265 | 72.54 | 122 McDonald, Kyle |
| 7 | 58 | 10.21 | 5.6807 | 40.9011 | 68.17 | 59 Harmse TRO, Wikus |
| 8 | 54 | 9.76 | 5.5328 | 39.8361 | 66.39 | 9 GRAY, Johan |
| 9 | 56 | 10.37 | 5.4002 | 38.8814 | 64.80 | 3 Oelofse, Hennie |
| 10 | 60 | 12.16 | 4.9342 | 35.5263 | 59.21 | 70 Dreyer, Bertus (RO&Shoo |
| 11 | 52 | 10.67 | 4.8735 | 35.0890 | 58.48 | 62 Meintjes, Hannes RO |
| 12 | 58 | 11.94 | 4.8576 | 34.9749 | 58.29 | 102 Welgemoed, Miekie |
| 13 | 48 | 10.10 | 4.7525 | 34.2178 | 57.03 | 82 Robertson, Wyn |
| 14 | 37 | 7.88 | 4.6954 | 33.8071 | 56.35 | 103 Chang, Peter |
| 15 | 50 | 10.75 | 4.6512 | 33.4884 | 55.81 | 63 Du Preez, Ray |
| 16 | 52 | 11.80 | 4.4068 | 31.7288 | 52.88 | 154 Schmitz, Herbert |
| 17 | 52 | 11.84 | 4.3919 | 31.6216 | 52.70 | 69 Vorster, Gordon |
| 18 | 48 | 11.30 | 4.2478 | 30.5841 | 50.97 | 68 Du Plessis TRO, Riaan |
| 19 | 44 | 10.83 | 4.0628 | 29.2521 | 48.75 | 155 Ahmed, Fayyaadh |
| 20 | 40 | 10.55 | 3.7915 | 27.2986 | 45.50 | 86 Hanekom, Shaun |
| 21 | 45 | 11.96 | 3.7625 | 27.0903 | 45.15 | 104 Siebrits, Gerhard |
| 22 | 50 | 14.82 | 3.3738 | 24.2915 | 40.49 | 145 Page, Jorncy |
| 23 | 39 | 12.19 | 3.1993 | 23.0353 | 38.39 | 130 Resca, Tazio |
| 24 | 52 | 19.71 | 2.6383 | 18.9954 | 31.66 | 13 Marian, Leslie Deon |
| 25 | 37 | 16.40 | 2.2561 | 16.2439 | 27.07 | 73 Risk, Raymond |
| 26 | 18 | 10.61 | 1.6965 | 12.2149 | 20.36 | 28 Ellerbeck, Ryan |
| 27 | 0 | 0.00 | 0.0000 | 0.0000 | 0.00 | 10 Van der Merwe, Thëo RO |
| 28 | 0 | 0.00 | 0.0000 | 0.0000 | 0.00 | 64 Du Preez, Jean |
| 29 | 0 | 0.00 | 0.0000 | 0.0000 | 0.00 | 157 Crichton RM, Ray |
| 30 | 0 | 0.00 | 0.0000 | 0.0000 | 0.00 | 132 Ross, Guido RO |

OPEN -- Overall Stage Results

NGPSA HG L#3 - 28-29 March 2026 hosted by MUSC


Printed March 30, 2026 at 13:48



Stage 4 -- Stage 4a Handgun

| | PTS | TIME | HIT FACTOR | STAGE POINTS | STAGE PERCENT | COMPETITOR # Name |
|----|-----|-------|---------------|-----------------|------------------|--------------------------|
| 1 | 151 | 17.06 | 8.8511 | 160.0000 | 100.00 | 92 Montgomery, Thomas RO |
| 2 | 157 | 19.38 | 8.1011 | 146.4428 | 91.53 | 144 Zama, Wanda |
| 3 | 153 | 20.25 | 7.5556 | 136.5804 | 85.36 | 37 Cilliers RO, Marchant |
| 4 | 152 | 20.14 | 7.5472 | 136.4288 | 85.27 | 138 Jacobs, Jan Harm |
| 5 | 157 | 22.45 | 6.9933 | 126.4170 | 79.01 | 93 Montgomery, Hubert |
| 6 | 152 | 23.46 | 6.4791 | 117.1218 | 73.20 | 98 Eales, Richard |
| 7 | 138 | 22.15 | 6.2302 | 112.6231 | 70.39 | 95 MacLeod, Tyrone |
| 8 | 151 | 24.69 | 6.1158 | 110.5549 | 69.10 | 24 Cachia, Grant |
| 9 | 126 | 21.38 | 5.8934 | 106.5332 | 66.58 | 137 Henstock, Brad |
| 10 | 147 | 25.43 | 5.7806 | 104.4944 | 65.31 | 42 van Leeuwen RO, Mike |
| 11 | 155 | 27.99 | 5.5377 | 100.1039 | 62.56 | 6 Meintjes, Louw |
| 12 | 146 | 26.90 | 5.4275 | 98.1121 | 61.32 | 66 Brummer, Marie |
| 13 | 123 | 23.63 | 5.2052 | 94.0943 | 58.81 | 87 Badenhorst, Theo |
| 14 | 153 | 31.80 | 4.8113 | 86.9734 | 54.36 | 111 Hecht, Mariette |
| 15 | 153 | 37.57 | 4.0724 | 73.6160 | 46.01 | 8 Meintjes, Genevieve |


STANDARD -- Overall Stage Results
NGPSA HG L#3 - 28-29 March 2026 hosted by MUSC
 Printed March 30, 2026 at 13:48



Stage 4 -- Stage 4a Handgun

| | PTS | TIME | HIT FACTOR | STAGE POINTS | STAGE PERCENT | COMPETITOR # Name |
|----|------------|-------------|-----------------------|-------------------------|--------------------------|------------------------------|
| 1 | 142 | 19.36 | 7.3347 | 160.0000 | 100.00 | 117 van der Bank, Ian |
| 2 | 142 | 20.61 | 6.8899 | 150.2960 | 93.93 | 96 Barnard, Pieter |
| 3 | 139 | 23.23 | 5.9836 | 130.5277 | 81.58 | 4 Beneke, Ruan |
| 4 | 153 | 26.42 | 5.7911 | 126.3268 | 78.95 | 19 Papadopoulos, Philip |
| 5 | 155 | 30.01 | 5.1649 | 112.6685 | 70.42 | 49 Visser, Marius |
| 6 | 138 | 27.72 | 4.9784 | 108.5983 | 67.87 | 15 Rademeyer, Jaco Pieter RO |
| 7 | 151 | 32.49 | 4.6476 | 101.3828 | 63.36 | 147 Marks, Lionel |
| 8 | 102 | 22.15 | 4.6050 | 100.4531 | 62.78 | 53 Dauth, Jacobus |
| 9 | 148 | 36.38 | 4.0682 | 88.7434 | 55.46 | 38 Moulder, Hennie |
| 10 | 152 | 37.67 | 4.0350 | 88.0207 | 55.01 | 52 Oxford-May, Juanita |
| 11 | 132 | 33.81 | 3.9042 | 85.1659 | 53.23 | 29 Du Plooy, Eurika |
| 12 | 146 | 37.60 | 3.8830 | 84.7036 | 52.94 | 131 Boman, Allen |
| 13 | 132 | 34.72 | 3.8018 | 82.9337 | 51.83 | 133 Thomas, Darren |
| 14 | 144 | 39.94 | 3.6054 | 78.6487 | 49.16 | 22 Scholtz, Drikus (Skolla) |
| 15 | 125 | 35.42 | 3.5291 | 76.9836 | 48.11 | 39 Sefolo, Themba |
| 16 | 150 | 43.63 | 3.4380 | 74.9969 | 46.87 | 139 zhao, jiang |
| 17 | 120 | 54.52 | 2.2010 | 48.0134 | 30.01 | 60 Makwela, Lorraine |
| 18 | 126 | 61.78 | 2.0395 | 44.4897 | 27.81 | 11 Labuschagne, Deon |
| 19 | 0 | 0.00 | 0.0000 | 0.0000 | 0.00 | 31 Roodt, JL |

PRODUCTION -- Overall Stage Results
NGPSA HG L#3 - 28-29 March 2026 hosted by MUSC
 Printed March 30, 2026 at 13:48



Stage 4 -- Stage 4a Handgun

| | PTS | TIME | HIT FACTOR | STAGE POINTS | STAGE PERCENT | COMPETITOR # Name |
|----|------------|-------------|-----------------------|-------------------------|--------------------------|------------------------------|
| 1 | 154 | 20.19 | 7.6275 | 160.0000 | 100.00 | 83 Wecke, Aeron |
| 2 | 140 | 21.00 | 6.6667 | 139.8442 | 87.40 | 135 de Villiers, Luke |
| 3 | 150 | 23.26 | 6.4488 | 135.2749 | 84.55 | 26 Brown, Thomas |
| 4 | 150 | 24.19 | 6.2009 | 130.0741 | 81.30 | 152 Plein, Noah |
| 5 | 156 | 26.67 | 5.8493 | 122.6979 | 76.69 | 44 Kok Jnr, Onnie |
| 6 | 150 | 25.72 | 5.8320 | 122.3365 | 76.46 | 79 de Nysschen, Pieter |
| 7 | 152 | 26.60 | 5.7143 | 119.8664 | 74.92 | 80 Phelan, Brendan |
| 8 | 148 | 27.07 | 5.4673 | 114.6856 | 71.68 | 32 Brown, Karen |
| 9 | 154 | 28.38 | 5.4264 | 113.8266 | 71.14 | 7 Naude RO, Ansley |
| 10 | 144 | 26.64 | 5.4054 | 113.3872 | 70.87 | 89 Swarts, Sean |
| 11 | 137 | 26.95 | 5.0835 | 106.6344 | 66.65 | 129 di Giandomenico, Eugene |
| 12 | 144 | 29.17 | 4.9366 | 103.5527 | 64.72 | 67 Meiring RO, Charl |
| 13 | 139 | 29.00 | 4.7931 | 100.5431 | 62.84 | 58 Prinsloo RO, Joggie |
| 14 | 137 | 28.87 | 4.7454 | 99.5427 | 62.21 | 97 Barnard, Leanie |
| 15 | 138 | 29.52 | 4.6748 | 98.0614 | 61.29 | 35 Nieuwoudt, Nantus |
| 16 | 158 | 35.29 | 4.4772 | 93.9163 | 58.70 | 114 Van Zyl, Christo |
| 17 | 131 | 29.32 | 4.4679 | 93.7223 | 58.58 | 100 Katzke, Eugene |
| 18 | 150 | 33.81 | 4.4366 | 93.0640 | 58.16 | 120 zhang, zaimiao |
| 19 | 142 | 32.68 | 4.3452 | 91.1469 | 56.97 | 112 Putter, Lourens |
| 20 | 116 | 28.19 | 4.1149 | 86.3174 | 53.95 | 21 Louw, Johan |
| 21 | 121 | 30.18 | 4.0093 | 84.1011 | 52.56 | 56 Koekemoer, Francois |
| 22 | 140 | 35.20 | 3.9773 | 83.4298 | 52.14 | 126 Paul, Chan |
| 23 | 132 | 34.41 | 3.8361 | 80.4683 | 50.29 | 81 Phelan, Rodney |
| 24 | 148 | 40.07 | 3.6935 | 77.4779 | 48.42 | 121 Prinsloo, Christo |
| 25 | 150 | 40.72 | 3.6837 | 77.2715 | 48.29 | 16 Van Eck, Yolande |
| 26 | 130 | 35.48 | 3.6640 | 76.8591 | 48.04 | 65 Van Der Bank (RO), Willem |
| 27 | 152 | 41.49 | 3.6635 | 76.8486 | 48.03 | 23 Esterhuizen, Francois |
| 28 | 133 | 36.33 | 3.6609 | 76.7930 | 48.00 | 106 Miller, Dave |
| 29 | 138 | 50.87 | 2.7128 | 56.9053 | 35.57 | 109 Van der Merwe, Hennie |
| 30 | 100 | 46.89 | 2.1327 | 44.7358 | 27.96 | 113 Van niekerk, Niel |
| 31 | 104 | 50.85 | 2.0452 | 42.9020 | 26.81 | 140 Robertson, Brandon |
| 32 | 78 | 40.12 | 1.9442 | 40.7821 | 25.49 | 72 Swarts SO, Essie |
| 33 | 0 | 0.00 | 0.0000 | 0.0000 | 0.00 | 150 Willis, Edward |
| 34 | 0 | 0.00 | 0.0000 | 0.0000 | 0.00 | 18 Richardson, Llewellyn |
| 35 | 0 | 0.00 | 0.0000 | 0.0000 | 0.00 | 101 Visser, Neil (RO) |
| 36 | 0 | 0.00 | 0.0000 | 0.0000 | 0.00 | 115 Da Silva, Craig |

PRODUCTION OPTICS -- Overall Stage Results

NGPSA HG L#3 - 28-29 March 2026 hosted by MUSC

Printed March 30, 2026 at 13:48



Stage 4 -- Stage 4a Handgun

| | PTS | TIME | HIT FACTOR | STAGE POINTS | STAGE PERCENT | COMPETITOR # Name |
|----|-----|-------|---------------|-----------------|------------------|---------------------------------|
| 1 | 150 | 19.30 | 7.7720 | 160.0000 | 100.00 | 14 Siebrits, Hilfred |
| 2 | 150 | 19.62 | 7.6453 | 157.3904 | 98.37 | 108 De Gouveia, Roberto |
| 3 | 131 | 19.88 | 6.5895 | 135.6566 | 84.79 | 54 Dreyer, Andrian |
| 4 | 148 | 22.57 | 6.5574 | 134.9945 | 84.37 | 5 Goosen, Clifford |
| 5 | 152 | 23.60 | 6.4407 | 132.5921 | 82.87 | 48 Julius, Corbin |
| 6 | 135 | 21.98 | 6.1419 | 126.4422 | 79.03 | 12 Taylor, Neil |
| 7 | 142 | 23.37 | 6.0762 | 125.0880 | 78.18 | 118 Rauch, Rudi |
| 8 | 150 | 25.06 | 5.9856 | 123.2243 | 77.02 | 46 Basson, Deon |
| 9 | 146 | 24.50 | 5.9592 | 122.6797 | 76.67 | 127 Zhang, Dan |
| 10 | 156 | 27.56 | 5.6604 | 116.5283 | 72.83 | 33 Pretorius, Tinus |
| 11 | 146 | 26.03 | 5.6089 | 115.4688 | 72.17 | 43 Krugell, Wimpie |
| 12 | 133 | 24.04 | 5.5324 | 113.8946 | 71.18 | 20 Combrink, Herman |
| 13 | 138 | 25.31 | 5.4524 | 112.2465 | 70.15 | 94 Hesselman, Nico |
| 14 | 154 | 28.25 | 5.4513 | 112.2247 | 70.14 | 1 BOSHOFF, Marelize |
| 15 | 154 | 29.16 | 5.2812 | 108.7225 | 67.95 | 99 Badenhorst, Chris |
| 16 | 144 | 27.40 | 5.2555 | 108.1927 | 67.62 | 2 Venter, Dirk |
| 17 | 154 | 29.34 | 5.2488 | 108.0554 | 67.53 | 119 Whittaker, David |
| 18 | 138 | 26.89 | 5.1320 | 105.6512 | 66.03 | 105 Bahre, Heinrich |
| 19 | 135 | 27.00 | 5.0000 | 102.9333 | 64.33 | 125 Engelbrecht, Ernst |
| 20 | 142 | 28.87 | 4.9186 | 101.2576 | 63.29 | 40 Janse van Rensburg, Johan RO |
| 21 | 150 | 30.53 | 4.9132 | 101.1464 | 63.22 | 71 Rampershad, Nilan |
| 22 | 125 | 25.88 | 4.8300 | 99.4333 | 62.15 | 36 Sefolo, Olebile |
| 23 | 142 | 29.51 | 4.8119 | 99.0616 | 61.91 | 55 Dreyer, Landri |
| 24 | 144 | 30.75 | 4.6829 | 96.4059 | 60.25 | 134 Thomas, Storm |
| 25 | 125 | 27.12 | 4.6091 | 94.8869 | 59.30 | 47 Van heerden, Adrian |
| 26 | 135 | 29.48 | 4.5794 | 94.2741 | 58.92 | 45 Strydom, Tertius |
| 27 | 142 | 31.47 | 4.5122 | 92.8919 | 58.06 | 85 Taute, Hannes |
| 28 | 131 | 29.17 | 4.4909 | 92.4530 | 57.78 | 123 McDonald, Martina |
| 29 | 128 | 28.52 | 4.4881 | 92.3946 | 57.75 | 116 Goosen RO, PJ |
| 30 | 129 | 30.16 | 4.2772 | 88.0530 | 55.03 | 110 Smith, Sheldon |
| 31 | 131 | 32.70 | 4.0061 | 82.4726 | 51.55 | 34 Joffe, Julian |
| 32 | 158 | 40.50 | 3.9012 | 80.3134 | 50.20 | 76 Bester, Etienne |
| 33 | 127 | 33.04 | 3.8438 | 79.1316 | 49.46 | 143 Page (Nita), Janita |
| 34 | 138 | 38.20 | 3.6126 | 74.3707 | 46.48 | 41 Kok (Snr), Onnie |
| 35 | 133 | 37.74 | 3.5241 | 72.5497 | 45.34 | 17 Siebrits, Liz |
| 36 | 119 | 34.93 | 3.4068 | 70.1349 | 43.83 | 27 Struwig, Alicia |
| 37 | 132 | 40.78 | 3.2369 | 66.6366 | 41.65 | 61 de Kock, Jacques |
| 38 | 125 | 46.96 | 2.6618 | 54.7984 | 34.25 | 141 Brandt, Carl |
| 39 | 68 | 27.31 | 2.4899 | 51.2594 | 32.04 | 142 Carr, Phillip |
| 40 | 97 | 46.57 | 2.0829 | 42.8797 | 26.80 | 148 Marks, Ruben |
| 41 | 0 | 0.00 | 0.0000 | 0.0000 | 0.00 | 153 Rooney, Clinton |
| 42 | 0 | 0.00 | 0.0000 | 0.0000 | 0.00 | 90 Stockbridge, Austen |

PRODUCTION OPTICS -- Overall Stage Results

NGPSA HG L#3 - 28-29 March 2026 hosted by MUSC

Printed March 30, 2026 at 13:48



Stage 4 -- Stage 4a Handgun

| | PTS | TIME | HIT FACTOR | STAGE POINTS | STAGE PERCENT | COMPETITOR # Name |
|----|------------|-------------|-----------------------|-------------------------|--------------------------|------------------------------|
| 43 | 0 | 0.00 | 0.0000 | 0.0000 | 0.00 | 156 Snyman, Rudolf |
| 44 | 0 | 0.00 | 0.0000 | 0.0000 | 0.00 | 88 Muller, Madeline |

CLASSIC -- Overall Stage Results
NGPSA HG L#3 - 28-29 March 2026 hosted by MUSC
 Printed March 30, 2026 at 13:48



Stage 4 -- Stage 4a Handgun

| | PTS | TIME | HIT FACTOR | STAGE POINTS | STAGE PERCENT | COMPETITOR # Name |
|----|------------|-------------|-----------------------|-------------------------|--------------------------|-------------------------------|
| 1 | 154 | 26.73 | 5.7613 | 160.0000 | 100.00 | 77 Wessels, Albert |
| 2 | 154 | 29.76 | 5.1747 | 143.7097 | 89.82 | 107 Bouwer, Pieter |
| 3 | 142 | 29.06 | 4.8864 | 135.7035 | 84.81 | 84 Wheeler, Johan |
| 4 | 136 | 28.35 | 4.7972 | 133.2245 | 83.27 | 158 Rosslee, Billy MD 2 |
| 5 | 132 | 31.37 | 4.2078 | 116.8578 | 73.04 | 25 Van Rooyen, Joe |
| 6 | 144 | 37.89 | 3.8005 | 105.5446 | 65.97 | 78 Jansen van Vuuren, Abraham |
| 7 | 146 | 39.20 | 3.7245 | 103.4344 | 64.65 | 149 Hammond, Mark |
| 8 | 150 | 41.62 | 3.6040 | 100.0892 | 62.56 | 50 Carelse RO, Johan |
| 9 | 138 | 42.73 | 3.2296 | 89.6901 | 56.06 | 128 Rennie, Craig |
| 10 | 122 | 40.05 | 3.0462 | 84.5971 | 52.87 | 57 Plein RO, Aubrey |
| 11 | 0 | 0.00 | 0.0000 | 0.0000 | 0.00 | 91 Schoeman, Jurgens |

OPTICS -- Overall Stage Results

NGPSA HG L#3 - 28-29 March 2026 hosted by MUSC

Printed March 30, 2026 at 13:48




Stage 4 -- Stage 4a Handgun

| | PTS | TIME | HIT FACTOR | STAGE POINTS | STAGE PERCENT | COMPETITOR # Name |
|----|-----|-------|---------------|-----------------|------------------|----------------------------|
| 1 | 152 | 20.71 | 7.3394 | 160.0000 | 100.00 | 146 Hartdegen, Heinke |
| 2 | 156 | 21.76 | 7.1691 | 156.2868 | 97.68 | 74 Jansen, Michael |
| 3 | 144 | 20.29 | 7.0971 | 154.7166 | 96.70 | 75 van der Walt, Dirk |
| 4 | 156 | 23.04 | 6.7708 | 147.6042 | 92.25 | 3 Oelofse, Hennie |
| 5 | 142 | 23.32 | 6.0892 | 132.7444 | 82.97 | 122 McDonald, Kyle |
| 6 | 152 | 24.99 | 6.0824 | 132.5970 | 82.87 | 151 Alberts, Jacques |
| 7 | 139 | 23.01 | 6.0409 | 131.6906 | 82.31 | 102 Welgemoed, Miekie |
| 8 | 136 | 22.54 | 6.0337 | 131.5350 | 82.21 | 59 Harmse TRO, Wikus |
| 9 | 129 | 21.82 | 5.9120 | 128.8818 | 80.55 | 103 Chang, Peter |
| 10 | 140 | 24.69 | 5.6703 | 123.6128 | 77.26 | 68 Du Plessis TRO, Riaan |
| 11 | 150 | 27.79 | 5.3976 | 117.6682 | 73.54 | 9 GRAY, Johan |
| 12 | 129 | 25.07 | 5.1456 | 112.1739 | 70.11 | 145 Page, Jorncy |
| 13 | 127 | 25.19 | 5.0417 | 109.9087 | 68.69 | 51 Koch, Brendon |
| 14 | 130 | 27.03 | 4.8095 | 104.8465 | 65.53 | 82 Robertson, Wyn |
| 15 | 131 | 27.67 | 4.7344 | 103.2092 | 64.51 | 86 Hanekom, Shaun |
| 16 | 148 | 31.40 | 4.7134 | 102.7516 | 64.22 | 130 Resca, Tazio |
| 17 | 131 | 28.55 | 4.5884 | 100.0280 | 62.52 | 28 Ellerbeck, Ryan |
| 18 | 152 | 34.77 | 4.3716 | 95.3006 | 59.56 | 69 Vorster, Gordon |
| 19 | 127 | 31.37 | 4.0485 | 88.2563 | 55.16 | 104 Siebrits, Gerhard |
| 20 | 156 | 39.44 | 3.9554 | 86.2272 | 53.89 | 70 Dreyer, Bertus (RO&Shoo |
| 21 | 142 | 37.82 | 3.7546 | 81.8509 | 51.16 | 62 Meintjes, Hannes RO |
| 22 | 123 | 33.24 | 3.7004 | 80.6679 | 50.42 | 154 Schmitz, Herbert |
| 23 | 106 | 32.08 | 3.3042 | 72.0324 | 45.02 | 63 Du Preez, Ray |
| 24 | 74 | 30.13 | 2.4560 | 53.5413 | 33.46 | 155 Ahmed, Fayyaadh |
| 25 | 127 | 56.92 | 2.2312 | 48.6402 | 30.40 | 13 Marian, Leslie Deon |
| 26 | 102 | 56.71 | 1.7986 | 39.2100 | 24.51 | 73 Risk, Raymond |
| 27 | 0 | 0.00 | 0.0000 | 0.0000 | 0.00 | 10 Van der Merwe, Thëo RO |
| 28 | 0 | 0.00 | 0.0000 | 0.0000 | 0.00 | 157 Crichton RM, Ray |
| 29 | 0 | 0.00 | 0.0000 | 0.0000 | 0.00 | 132 Ross, Guido RO |
| 30 | 0 | 0.00 | 0.0000 | 0.0000 | 0.00 | 64 Du Preez, Jean |

OPEN -- Overall Stage Results

NGPSA HG L#3 - 28-29 March 2026 hosted by MUSC


Printed March 30, 2026 at 13:48



Stage 6 -- Stage 5

| | PTS | TIME | HIT FACTOR | STAGE POINTS | STAGE PERCENT | COMPETITOR # Name |
|----|------------|-------------|-----------------------|-------------------------|--------------------------|------------------------------|
| 1 | 118 | 10.62 | 11.1111 | 120.0000 | 100.00 | 144 Zama, Wanda |
| 2 | 119 | 10.83 | 10.9880 | 118.6704 | 98.89 | 92 Montgomery, Thomas RO |
| 3 | 108 | 10.45 | 10.3349 | 111.6172 | 93.01 | 138 Jacobs, Jan Harm |
| 4 | 116 | 11.46 | 10.1222 | 109.3194 | 91.10 | 95 MacLeod, Tyrone |
| 5 | 120 | 12.72 | 9.4340 | 101.8868 | 84.91 | 93 Montgomery, Hubert |
| 6 | 119 | 13.00 | 9.1538 | 98.8615 | 82.38 | 37 Cilliers RO, Marchant |
| 7 | 119 | 15.90 | 7.4843 | 80.8302 | 67.36 | 98 Eales, Richard |
| 8 | 117 | 15.64 | 7.4808 | 80.7928 | 67.33 | 42 van Leeuwen RO, Mike |
| 9 | 116 | 15.64 | 7.4169 | 80.1023 | 66.75 | 6 Meintjes, Louw |
| 10 | 98 | 13.79 | 7.1066 | 76.7513 | 63.96 | 87 Badenhorst, Theo |
| 11 | 116 | 16.62 | 6.9795 | 75.3791 | 62.82 | 24 Cachia, Grant |
| 12 | 100 | 20.28 | 4.9310 | 53.2544 | 44.38 | 66 Brummer, Marie |
| 13 | 99 | 23.30 | 4.2489 | 45.8884 | 38.24 | 8 Meintjes, Genevieve |
| 14 | 63 | 16.03 | 3.9301 | 42.4454 | 35.37 | 137 Henstock, Brad |
| 15 | 93 | 26.74 | 3.4779 | 37.5617 | 31.30 | 111 Hecht, Mariette |


STANDARD -- Overall Stage Results
NGPSA HG L#3 - 28-29 March 2026 hosted by MUSC
 Printed March 30, 2026 at 13:48



Stage 6 -- Stage 5

| | PTS | TIME | HIT FACTOR | STAGE POINTS | STAGE PERCENT | COMPETITOR # Name |
|----|------------|-------------|-----------------------|-------------------------|--------------------------|------------------------------|
| 1 | 120 | 13.39 | 8.9619 | 120.0000 | 100.00 | 117 van der Bank, Ian |
| 2 | 117 | 14.91 | 7.8471 | 105.0724 | 87.56 | 4 Beneke, Ruan |
| 3 | 104 | 14.15 | 7.3498 | 98.4141 | 82.01 | 96 Barnard, Pieter |
| 4 | 118 | 16.31 | 7.2348 | 96.8743 | 80.73 | 19 Papadopoulos, Philip |
| 5 | 114 | 16.34 | 6.9767 | 93.4186 | 77.85 | 15 Rademeyer, Jaco Pieter RO |
| 6 | 82 | 12.50 | 6.5600 | 87.8384 | 73.20 | 53 Dauth, Jacobus |
| 7 | 87 | 14.73 | 5.9063 | 79.0855 | 65.90 | 147 Marks, Lionel |
| 8 | 117 | 24.45 | 4.7853 | 64.0748 | 53.40 | 49 Visser, Marius |
| 9 | 110 | 24.35 | 4.5175 | 60.4887 | 50.41 | 52 Oxford-May, Juanita |
| 10 | 103 | 23.06 | 4.4666 | 59.8079 | 49.84 | 133 Thomas, Darren |
| 11 | 87 | 19.88 | 4.3763 | 58.5981 | 48.83 | 29 Du Plooy, Eurika |
| 12 | 93 | 21.93 | 4.2408 | 56.7839 | 47.32 | 131 Boman, Allen |
| 13 | 87 | 21.36 | 4.0730 | 54.5379 | 45.45 | 38 Moulder, Hennie |
| 14 | 88 | 23.13 | 3.8046 | 50.9434 | 42.45 | 22 Scholtz, Drikus (Skolla) |
| 15 | 84 | 22.80 | 3.6842 | 49.3316 | 41.11 | 139 zhao, jiang |
| 16 | 115 | 32.75 | 3.5115 | 47.0183 | 39.18 | 60 Makwela, Lorraine |
| 17 | 85 | 24.43 | 3.4793 | 46.5882 | 38.82 | 39 Sefolo, Themba |
| 18 | 117 | 34.83 | 3.3592 | 44.9793 | 37.48 | 11 Labuschagne, Deon |
| 19 | 0 | 0.00 | 0.0000 | 0.0000 | 0.00 | 31 Roodt, JL |

PRODUCTION -- Overall Stage Results
NGPSA HG L#3 - 28-29 March 2026 hosted by MUSC
 Printed March 30, 2026 at 13:48




Stage 6 -- Stage 5

| | PTS | TIME | HIT FACTOR | STAGE POINTS | STAGE PERCENT | COMPETITOR # Name |
|----|------------|-------------|-----------------------|-------------------------|--------------------------|------------------------------|
| 1 | 112 | 14.71 | 7.6139 | 120.0000 | 100.00 | 135 de Villiers, Luke |
| 2 | 114 | 16.90 | 6.7456 | 106.3149 | 88.60 | 129 di Giandomenico, Eugene |
| 3 | 116 | 17.24 | 6.7285 | 106.0466 | 88.37 | 26 Brown, Thomas |
| 4 | 118 | 17.59 | 6.7084 | 105.7285 | 88.11 | 7 Naude RO, Ansley |
| 5 | 114 | 17.12 | 6.6589 | 104.9487 | 87.46 | 89 Swarts, Sean |
| 6 | 99 | 15.03 | 6.5868 | 103.8131 | 86.51 | 152 Plein, Noah |
| 7 | 112 | 17.06 | 6.5651 | 103.4701 | 86.23 | 44 Kok Jnr, Onnie |
| 8 | 93 | 14.51 | 6.4094 | 101.0163 | 84.18 | 79 de Nysschen, Pieter |
| 9 | 101 | 16.07 | 6.2850 | 99.0561 | 82.55 | 35 Nieuwoudt, Nantus |
| 10 | 108 | 17.43 | 6.1962 | 97.6567 | 81.38 | 67 Meiring RO, Charl |
| 11 | 110 | 18.22 | 6.0373 | 95.1525 | 79.29 | 80 Phelan, Brendan |
| 12 | 112 | 18.92 | 5.9197 | 93.2981 | 77.75 | 32 Brown, Karen |
| 13 | 103 | 17.42 | 5.9127 | 93.1891 | 77.66 | 58 Prinsloo RO, Joggie |
| 14 | 116 | 20.01 | 5.7971 | 91.3665 | 76.14 | 23 Esterhuizen, Francois |
| 15 | 85 | 16.13 | 5.2697 | 83.0540 | 69.21 | 56 Koekemoer, Francois |
| 16 | 106 | 21.24 | 4.9906 | 78.6552 | 65.55 | 81 Phelan, Rodney |
| 17 | 89 | 18.03 | 4.9362 | 77.7983 | 64.83 | 21 Louw, Johan |
| 18 | 108 | 23.12 | 4.6713 | 73.6227 | 61.35 | 100 Katzke, Eugene |
| 19 | 114 | 25.18 | 4.5274 | 71.3551 | 59.46 | 114 Van Zyl, Christo |
| 20 | 105 | 24.95 | 4.2084 | 66.3277 | 55.27 | 106 Miller, Dave |
| 21 | 97 | 23.62 | 4.1067 | 64.7244 | 53.94 | 112 Putter, Lourens |
| 22 | 120 | 29.66 | 4.0459 | 63.7655 | 53.14 | 16 Van Eck, Yolande |
| 23 | 80 | 19.96 | 4.0080 | 63.1692 | 52.64 | 120 zhang, zaimiao |
| 24 | 68 | 20.32 | 3.3465 | 52.7425 | 43.95 | 97 Barnard, Leanie |
| 25 | 110 | 33.24 | 3.3093 | 52.1564 | 43.46 | 121 Prinsloo, Christo |
| 26 | 110 | 34.03 | 3.2324 | 50.9456 | 42.45 | 65 Van Der Bank (RO), Willem |
| 27 | 84 | 26.35 | 3.1879 | 50.2429 | 41.87 | 113 Van niekerk, Niel |
| 28 | 35 | 14.39 | 2.4322 | 38.3339 | 31.94 | 83 Wecke, Aeron |
| 29 | 63 | 27.65 | 2.2785 | 35.9105 | 29.93 | 72 Swarts SO, Essie |
| 30 | 75 | 37.80 | 1.9841 | 31.2713 | 26.06 | 109 Van der Merwe, Hennie |
| 31 | 14 | 39.79 | 0.3518 | 5.5454 | 4.62 | 140 Robertson, Brandon |
| 32 | 0 | 0.00 | 0.0000 | 0.0000 | 0.00 | 18 Richardson, Llewellyn |
| 33 | 0 | 0.00 | 0.0000 | 0.0000 | 0.00 | 101 Visser, Neil (RO) |
| 34 | 0 | 57.70 | 0.0000 | 0.0000 | 0.00 | 126 Paul, Chan |
| 35 | 0 | 0.00 | 0.0000 | 0.0000 | 0.00 | 115 Da Silva, Craig |
| 36 | 0 | 0.00 | 0.0000 | 0.0000 | 0.00 | 150 Willis, Edward |

PRODUCTION OPTICS -- Overall Stage Results

NGPSA HG L#3 - 28-29 March 2026 hosted by MUSC

Printed March 30, 2026 at 13:48



Stage 6 -- Stage 5

| | PTS | TIME | HIT FACTOR | STAGE POINTS | STAGE PERCENT | COMPETITOR # Name |
|----|-----|-------|---------------|-----------------|------------------|---------------------------------|
| 1 | 106 | 11.64 | 9.1065 | 120.0000 | 100.00 | 54 Dreyer, Andrian |
| 2 | 112 | 12.93 | 8.6620 | 114.1426 | 95.12 | 118 Rauch, Rudi |
| 3 | 110 | 12.70 | 8.6614 | 114.1346 | 95.11 | 108 De Gouveia, Roberto |
| 4 | 116 | 13.51 | 8.5862 | 113.1439 | 94.29 | 14 Siebrits, Hilfred |
| 5 | 120 | 14.77 | 8.1246 | 107.0605 | 89.22 | 48 Julius, Corbin |
| 6 | 116 | 14.98 | 7.7437 | 102.0410 | 85.03 | 43 Krugell, Wimpie |
| 7 | 116 | 15.24 | 7.6115 | 100.3001 | 83.58 | 5 Goosen, Clifford |
| 8 | 120 | 16.47 | 7.2860 | 96.0099 | 80.01 | 46 Basson, Deon |
| 9 | 118 | 16.53 | 7.1385 | 94.0670 | 78.39 | 33 Pretorius, Tinus |
| 10 | 112 | 16.54 | 6.7715 | 89.2300 | 74.36 | 20 Combrink, Herman |
| 11 | 116 | 17.45 | 6.6476 | 87.5973 | 73.00 | 119 Whittaker, David |
| 12 | 112 | 17.15 | 6.5306 | 86.0562 | 71.71 | 45 Strydom, Tertius |
| 13 | 116 | 18.30 | 6.3388 | 83.5286 | 69.61 | 116 Goosen RO, PJ |
| 14 | 97 | 15.45 | 6.2783 | 82.7316 | 68.94 | 40 Janse van Rensburg, Johan RO |
| 15 | 103 | 16.47 | 6.2538 | 82.4085 | 68.67 | 2 Venter, Dirk |
| 16 | 112 | 18.19 | 6.1572 | 81.1360 | 67.61 | 105 Bahre, Heinrich |
| 17 | 120 | 19.93 | 6.0211 | 79.3418 | 66.12 | 47 Van heerden, Adrian |
| 18 | 120 | 20.16 | 5.9524 | 78.4367 | 65.36 | 134 Thomas, Storm |
| 19 | 114 | 19.18 | 5.9437 | 78.3222 | 65.27 | 55 Dreyer, Landri |
| 20 | 116 | 19.81 | 5.8556 | 77.1617 | 64.30 | 71 Rampershad, Nilan |
| 21 | 114 | 19.63 | 5.8074 | 76.5267 | 63.77 | 94 Hesselman, Nico |
| 22 | 110 | 18.96 | 5.8017 | 76.4509 | 63.71 | 99 Badenhorst, Chris |
| 23 | 97 | 16.92 | 5.7329 | 75.5440 | 62.95 | 125 Engelbrecht, Ernst |
| 24 | 116 | 20.53 | 5.6503 | 74.4556 | 62.05 | 143 Page (Nita), Janita |
| 25 | 106 | 19.02 | 5.5731 | 73.4385 | 61.20 | 1 BOSHOFF, Marelize |
| 26 | 112 | 20.37 | 5.4983 | 72.4528 | 60.38 | 85 Taute, Hannes |
| 27 | 112 | 20.50 | 5.4634 | 71.9934 | 59.99 | 110 Smith, Sheldon |
| 28 | 104 | 19.17 | 5.4251 | 71.4891 | 59.57 | 34 Joffe, Julian |
| 29 | 114 | 21.95 | 5.1936 | 68.4382 | 57.03 | 123 McDonald, Martina |
| 30 | 78 | 15.20 | 5.1316 | 67.6207 | 56.35 | 127 Zhang, Dan |
| 31 | 101 | 20.86 | 4.8418 | 63.8022 | 53.17 | 17 Siebrits, Liz |
| 32 | 118 | 25.09 | 4.7031 | 61.9740 | 51.65 | 41 Kok (Snr), Onnie |
| 33 | 120 | 27.68 | 4.3353 | 57.1273 | 47.61 | 76 Bester, Etienne |
| 34 | 78 | 18.78 | 4.1534 | 54.7302 | 45.61 | 12 Taylor, Neil |
| 35 | 116 | 28.15 | 4.1208 | 54.3010 | 45.25 | 61 de Kock, Jacques |
| 36 | 90 | 22.29 | 4.0377 | 53.2060 | 44.34 | 27 Struwig, Alicia |
| 37 | 114 | 35.18 | 3.2405 | 42.7009 | 35.58 | 148 Marks, Ruben |
| 38 | 84 | 31.21 | 2.6914 | 35.4661 | 29.56 | 141 Brandt, Carl |
| 39 | 103 | 45.29 | 2.2742 | 29.9684 | 24.97 | 142 Carr, Phillip |
| 40 | 33 | 23.29 | 1.4169 | 18.6712 | 15.56 | 36 Sefolo, Olebile |
| 41 | 0 | 0.00 | 0.0000 | 0.0000 | 0.00 | 153 Rooney, Clinton |
| 42 | 0 | 0.00 | 0.0000 | 0.0000 | 0.00 | 88 Muller, Madeline |

PRODUCTION OPTICS -- Overall Stage Results

NGPSA HG L#3 - 28-29 March 2026 hosted by MUSC

Printed March 30, 2026 at 13:48



Stage 6 -- Stage 5

| | PTS | TIME | HIT FACTOR | STAGE POINTS | STAGE PERCENT | COMPETITOR # Name |
|----|------------|-------------|-----------------------|-------------------------|--------------------------|------------------------------|
| 43 | 0 | 0.00 | 0.0000 | 0.0000 | 0.00 | 90 Stockbridge, Austen |
| 44 | 0 | 0.00 | 0.0000 | 0.0000 | 0.00 | 156 Snyman, Rudolf |

CLASSIC -- Overall Stage Results
NGPSA HG L#3 - 28-29 March 2026 hosted by MUSC
 Printed March 30, 2026 at 13:48




Stage 6 -- Stage 5

| | PTS | TIME | HIT FACTOR | STAGE POINTS | STAGE PERCENT | COMPETITOR # Name |
|----|------------|-------------|-----------------------|-------------------------|--------------------------|-------------------------------|
| 1 | 118 | 16.31 | 7.2348 | 120.0000 | 100.00 | 84 Wheeler, Johan |
| 2 | 112 | 16.17 | 6.9264 | 114.8844 | 95.74 | 158 Rosslee, Billy MD 2 |
| 3 | 116 | 17.35 | 6.6859 | 110.8949 | 92.41 | 107 Bouwer, Pieter |
| 4 | 118 | 20.30 | 5.8128 | 96.4138 | 80.34 | 50 Carelse RO, Johan |
| 5 | 116 | 21.06 | 5.5081 | 91.3593 | 76.13 | 149 Hammond, Mark |
| 6 | 90 | 17.50 | 5.1429 | 85.3017 | 71.08 | 77 Wessels, Albert |
| 7 | 110 | 22.44 | 4.9020 | 81.3061 | 67.76 | 128 Rennie, Craig |
| 8 | 106 | 21.84 | 4.8535 | 80.5020 | 67.08 | 25 Van Rooyen, Joe |
| 9 | 82 | 20.42 | 4.0157 | 66.6057 | 55.50 | 78 Jansen van Vuuren, Abraham |
| 10 | 73 | 19.61 | 3.7226 | 61.7445 | 51.45 | 57 Plein RO, Aubrey |
| 11 | 0 | 0.00 | 0.0000 | 0.0000 | 0.00 | 91 Schoeman, Jurgens |

OPTICS -- Overall Stage Results

NGPSA HG L#3 - 28-29 March 2026 hosted by MUSC

Printed March 30, 2026 at 13:48



Stage 6 -- Stage 5

| | PTS | TIME | HIT FACTOR | STAGE POINTS | STAGE PERCENT | COMPETITOR # Name |
|----|-----|-------|---------------|-----------------|------------------|----------------------------|
| 1 | 114 | 13.08 | 8.7156 | 120.0000 | 100.00 | 75 van der Walt, Dirk |
| 2 | 110 | 12.95 | 8.4942 | 116.9518 | 97.46 | 51 Koch, Brendon |
| 3 | 118 | 13.91 | 8.4831 | 116.7990 | 97.33 | 146 Hartdegen, Heinke |
| 4 | 118 | 13.94 | 8.4648 | 116.5476 | 97.12 | 3 Oelofse, Hennie |
| 5 | 108 | 12.87 | 8.3916 | 115.5392 | 96.28 | 74 Jansen, Michael |
| 6 | 118 | 15.29 | 7.7175 | 106.2573 | 88.55 | 151 Alberts, Jacques |
| 7 | 110 | 14.66 | 7.5034 | 103.3101 | 86.09 | 82 Robertson, Wyn |
| 8 | 101 | 14.40 | 7.0139 | 96.5702 | 80.48 | 68 Du Plessis TRO, Riaan |
| 9 | 93 | 13.48 | 6.8991 | 94.9899 | 79.16 | 122 McDonald, Kyle |
| 10 | 103 | 15.09 | 6.8257 | 93.9793 | 78.32 | 9 GRAY, Johan |
| 11 | 118 | 18.13 | 6.5085 | 89.6124 | 74.68 | 130 Resca, Tazio |
| 12 | 120 | 19.43 | 6.1760 | 85.0340 | 70.86 | 103 Chang, Peter |
| 13 | 97 | 16.57 | 5.8540 | 80.5997 | 67.17 | 59 Harmse TRO, Wikus |
| 14 | 116 | 20.32 | 5.7087 | 78.5993 | 65.50 | 28 Ellerbeck, Ryan |
| 15 | 118 | 21.69 | 5.4403 | 74.9043 | 62.42 | 63 Du Preez, Ray |
| 16 | 118 | 22.13 | 5.3321 | 73.4150 | 61.18 | 154 Schmitz, Herbert |
| 17 | 120 | 22.56 | 5.3191 | 73.2363 | 61.03 | 104 Siebrits, Gerhard |
| 18 | 112 | 21.16 | 5.2930 | 72.8763 | 60.73 | 70 Dreyer, Bertus (RO&Shoo |
| 19 | 103 | 19.56 | 5.2658 | 72.5024 | 60.42 | 102 Welgemoed, Miekie |
| 20 | 108 | 20.69 | 5.2199 | 71.8700 | 59.89 | 62 Meintjes, Hannes RO |
| 21 | 116 | 22.57 | 5.1396 | 70.7637 | 58.97 | 69 Vorster, Gordon |
| 22 | 93 | 18.40 | 5.0543 | 69.5904 | 57.99 | 86 Hanekom, Shaun |
| 23 | 70 | 18.37 | 3.8106 | 52.4654 | 43.72 | 155 Ahmed, Fayyaadh |
| 24 | 118 | 33.28 | 3.5457 | 48.8183 | 40.68 | 13 Marian, Leslie Deon |
| 25 | 114 | 32.92 | 3.4629 | 47.6792 | 39.73 | 73 Risk, Raymond |
| 26 | 40 | 14.34 | 2.7894 | 38.4056 | 32.00 | 145 Page, Jorncy |
| 27 | 0 | 0.00 | 0.0000 | 0.0000 | 0.00 | 157 Crichton RM, Ray |
| 28 | 0 | 0.00 | 0.0000 | 0.0000 | 0.00 | 64 Du Preez, Jean |
| 29 | 0 | 0.00 | 0.0000 | 0.0000 | 0.00 | 132 Ross, Guido RO |
| 30 | 0 | 0.00 | 0.0000 | 0.0000 | 0.00 | 10 Van der Merwe, Théo RO |

OPEN -- Overall Stage Results

NGPSA HG L#3 - 28-29 March 2026 hosted by MUSC


Printed March 30, 2026 at 13:48



Stage 7 -- Stage 6

| | PTS | TIME | HIT FACTOR | STAGE POINTS | STAGE PERCENT | COMPETITOR # Name |
|----|------------|-------------|-----------------------|-------------------------|--------------------------|------------------------------|
| 1 | 78 | 19.65 | 3.9695 | 80.0000 | 100.00 | 98 Eales, Richard |
| 2 | 72 | 18.34 | 3.9258 | 79.1209 | 98.90 | 24 Cachia, Grant |
| 3 | 78 | 20.43 | 3.8179 | 76.9457 | 96.18 | 93 Montgomery, Hubert |
| 4 | 76 | 20.44 | 3.7182 | 74.9360 | 93.67 | 138 Jacobs, Jan Harm |
| 5 | 64 | 18.62 | 3.4372 | 69.2721 | 86.59 | 144 Zama, Wanda |
| 6 | 64 | 19.12 | 3.3473 | 67.4606 | 84.33 | 92 Montgomery, Thomas RO |
| 7 | 65 | 20.36 | 3.1925 | 64.3418 | 80.43 | 6 Meintjes, Louw |
| 8 | 75 | 24.30 | 3.0864 | 62.2032 | 77.75 | 137 Henstock, Brad |
| 9 | 57 | 18.91 | 3.0143 | 60.7493 | 75.94 | 37 Cilliers RO, Marchant |
| 10 | 59 | 19.60 | 3.0102 | 60.6672 | 75.83 | 42 van Leeuwen RO, Mike |
| 11 | 70 | 24.01 | 2.9155 | 58.7576 | 73.45 | 87 Badenhorst, Theo |
| 12 | 61 | 23.80 | 2.5630 | 51.6548 | 64.57 | 66 Brummer, Marie |
| 13 | 75 | 29.77 | 2.5193 | 50.7739 | 63.47 | 111 Hecht, Mariette |
| 14 | 67 | 27.59 | 2.4284 | 48.9419 | 61.18 | 8 Meintjes, Genevieve |
| 15 | 42 | 19.26 | 2.1807 | 43.9492 | 54.94 | 95 MacLeod, Tyrone |


STANDARD -- Overall Stage Results
NGPSA HG L#3 - 28-29 March 2026 hosted by MUSC
 Printed March 30, 2026 at 13:48



Stage 7 -- Stage 6

| | PTS | TIME | HIT FACTOR | STAGE POINTS | STAGE PERCENT | COMPETITOR # Name |
|----|------------|-------------|-----------------------|-------------------------|--------------------------|------------------------------|
| 1 | 72 | 18.08 | 3.9823 | 80.0000 | 100.00 | 117 van der Bank, Ian |
| 2 | 68 | 19.87 | 3.4222 | 68.7491 | 85.94 | 96 Barnard, Pieter |
| 3 | 59 | 19.42 | 3.0381 | 61.0322 | 76.29 | 4 Beneke, Ruan |
| 4 | 73 | 25.68 | 2.8427 | 57.1063 | 71.38 | 133 Thomas, Darren |
| 5 | 73 | 26.70 | 2.7341 | 54.9247 | 68.66 | 49 Visser, Marius |
| 6 | 68 | 27.10 | 2.5092 | 50.4075 | 63.01 | 52 Oxford-May, Juanita |
| 7 | 62 | 25.34 | 2.4467 | 49.1520 | 61.44 | 147 Marks, Lionel |
| 8 | 74 | 30.64 | 2.4151 | 48.5175 | 60.65 | 19 Papadopoulos, Philip |
| 9 | 66 | 27.73 | 2.3801 | 47.8134 | 59.77 | 131 Boman, Allen |
| 10 | 61 | 26.27 | 2.3220 | 46.6472 | 58.31 | 29 Du Plooy, Eurika |
| 11 | 74 | 32.14 | 2.3024 | 46.2532 | 57.82 | 38 Moulder, Hennie |
| 12 | 64 | 29.38 | 2.1784 | 43.7607 | 54.70 | 139 zhao, jiang |
| 13 | 51 | 23.53 | 2.1674 | 43.5416 | 54.43 | 15 Rademeyer, Jaco Pieter RO |
| 14 | 57 | 27.34 | 2.0849 | 41.8825 | 52.35 | 22 Scholtz, Drikus (Skolla) |
| 15 | 54 | 26.93 | 2.0052 | 40.2822 | 50.35 | 39 Sefolo, Themba |
| 16 | 67 | 34.93 | 1.9181 | 38.5329 | 48.17 | 60 Makwela, Lorraine |
| 17 | 69 | 45.90 | 1.5033 | 30.1990 | 37.75 | 11 Labuschagne, Deon |
| 18 | 27 | 26.41 | 1.0223 | 20.5377 | 25.67 | 53 Dauth, Jacobus |
| 19 | 0 | 0.00 | 0.0000 | 0.0000 | 0.00 | 31 Roodt, JL |

PRODUCTION -- Overall Stage Results
NGPSA HG L#3 - 28-29 March 2026 hosted by MUSC
 Printed March 30, 2026 at 13:48



Stage 7 -- Stage 6

| | PTS | TIME | HIT FACTOR | STAGE POINTS | STAGE PERCENT | COMPETITOR # Name |
|----|------------|-------------|-----------------------|-------------------------|--------------------------|------------------------------|
| 1 | 76 | 18.53 | 4.1015 | 80.0000 | 100.00 | 135 de Villiers, Luke |
| 2 | 74 | 19.20 | 3.8542 | 75.1765 | 93.97 | 35 Nieuwoudt, Nantus |
| 3 | 72 | 18.74 | 3.8420 | 74.9402 | 93.68 | 83 Wecke, Aeron |
| 4 | 68 | 20.54 | 3.3106 | 64.5744 | 80.72 | 152 Plein, Noah |
| 5 | 70 | 22.10 | 3.1674 | 61.7814 | 77.23 | 21 Louw, Johan |
| 6 | 70 | 23.20 | 3.0172 | 58.8521 | 73.57 | 100 Katzke, Eugene |
| 7 | 74 | 25.30 | 2.9249 | 57.0510 | 71.31 | 106 Miller, Dave |
| 8 | 68 | 23.45 | 2.8998 | 56.5611 | 70.70 | 97 Barnard, Leanie |
| 9 | 74 | 26.46 | 2.7967 | 54.5499 | 68.19 | 112 Putter, Lourens |
| 10 | 68 | 24.66 | 2.7575 | 53.7858 | 67.23 | 58 Prinsloo RO, Joggie |
| 11 | 62 | 22.66 | 2.7361 | 53.3683 | 66.71 | 44 Kok Jnr, Onnie |
| 12 | 64 | 24.17 | 2.6479 | 51.6482 | 64.56 | 80 Phelan, Brendan |
| 13 | 57 | 21.79 | 2.6159 | 51.0234 | 63.78 | 26 Brown, Thomas |
| 14 | 66 | 25.69 | 2.5691 | 50.1108 | 62.64 | 81 Phelan, Rodney |
| 15 | 55 | 21.89 | 2.5126 | 49.0082 | 61.26 | 89 Swarts, Sean |
| 16 | 74 | 30.12 | 2.4568 | 47.9213 | 59.90 | 23 Esterhuizen, Francois |
| 17 | 64 | 27.82 | 2.3005 | 44.8719 | 56.09 | 67 Meiring RO, Charl |
| 18 | 53 | 23.30 | 2.2747 | 44.3682 | 55.46 | 7 Naude RO, Ansley |
| 19 | 70 | 30.85 | 2.2690 | 44.2583 | 55.32 | 114 Van Zyl, Christo |
| 20 | 66 | 29.20 | 2.2603 | 44.0872 | 55.11 | 32 Brown, Karen |
| 21 | 58 | 26.40 | 2.1970 | 42.8525 | 53.57 | 129 di Giandomenico, Eugene |
| 22 | 70 | 32.97 | 2.1231 | 41.4124 | 51.77 | 16 Van Eck, Yolande |
| 23 | 57 | 26.86 | 2.1221 | 41.3924 | 51.74 | 56 Koekemoer, Francois |
| 24 | 64 | 30.24 | 2.1164 | 41.2810 | 51.60 | 65 Van Der Bank (RO), Willem |
| 25 | 66 | 31.22 | 2.1140 | 41.2347 | 51.54 | 126 Paul, Chan |
| 26 | 64 | 32.27 | 1.9833 | 38.6841 | 48.36 | 72 Swarts SO, Essie |
| 27 | 43 | 21.77 | 1.9752 | 38.5267 | 48.16 | 79 de Nysschen, Pieter |
| 28 | 59 | 32.19 | 1.8329 | 35.7506 | 44.69 | 121 Prinsloo, Christo |
| 29 | 49 | 26.96 | 1.8175 | 35.4510 | 44.31 | 120 zhang, zaimiao |
| 30 | 64 | 37.97 | 1.6855 | 32.8769 | 41.10 | 113 Van niekerk, Niel |
| 31 | 53 | 34.76 | 1.5247 | 29.7405 | 37.18 | 109 Van der Merwe, Hennie |
| 32 | 0 | 0.00 | 0.0000 | 0.0000 | 0.00 | 150 Willis, Edward |
| 33 | 0 | 0.00 | 0.0000 | 0.0000 | 0.00 | 101 Visser, Neil (RO) |
| 34 | 0 | 0.00 | 0.0000 | 0.0000 | 0.00 | 115 Da Silva, Craig |
| 35 | 0 | 0.00 | 0.0000 | 0.0000 | 0.00 | 18 Richardson, Llewellyn |
| 36 | 0 | 0.00 | 0.0000 | 0.0000 | 0.00 | 140 Robertson, Brandon |

PRODUCTION OPTICS -- Overall Stage Results

NGPSA HG L#3 - 28-29 March 2026 hosted by MUSC

Printed March 30, 2026 at 13:48



Stage 7 -- Stage 6

| | PTS | TIME | HIT FACTOR | STAGE POINTS | STAGE PERCENT | COMPETITOR # Name |
|----|-----|-------|---------------|-----------------|------------------|---------------------------------|
| 1 | 74 | 17.52 | 4.2237 | 80.0000 | 100.00 | 14 Siebrits, Hilfred |
| 2 | 78 | 19.20 | 4.0625 | 76.9459 | 96.18 | 54 Dreyer, Andrian |
| 3 | 76 | 18.78 | 4.0469 | 76.6497 | 95.81 | 12 Taylor, Neil |
| 4 | 74 | 18.83 | 3.9299 | 74.4344 | 93.04 | 108 De Gouveia, Roberto |
| 5 | 74 | 20.07 | 3.6871 | 69.8356 | 87.29 | 5 Goosen, Clifford |
| 6 | 76 | 20.84 | 3.6468 | 69.0730 | 86.34 | 119 Whittaker, David |
| 7 | 68 | 18.90 | 3.5979 | 68.1459 | 85.18 | 48 Julius, Corbin |
| 8 | 74 | 21.39 | 3.4596 | 65.5259 | 81.91 | 46 Basson, Deon |
| 9 | 74 | 21.72 | 3.4070 | 64.5304 | 80.66 | 20 Combrink, Herman |
| 10 | 74 | 22.94 | 3.2258 | 61.0985 | 76.37 | 45 Strydom, Tertius |
| 11 | 66 | 20.75 | 3.1807 | 60.2446 | 75.31 | 43 Krugell, Wimpie |
| 12 | 64 | 20.19 | 3.1699 | 60.0394 | 75.05 | 118 Rauch, Rudi |
| 13 | 70 | 22.13 | 3.1631 | 59.9113 | 74.89 | 94 Hesselman, Nico |
| 14 | 74 | 23.63 | 3.1316 | 59.3144 | 74.14 | 99 Badenhorst, Chris |
| 15 | 68 | 21.90 | 3.1050 | 58.8108 | 73.51 | 47 Van heerden, Adrian |
| 16 | 76 | 24.58 | 3.0919 | 58.5631 | 73.20 | 71 Rampershad, Nilan |
| 17 | 70 | 22.91 | 3.0554 | 57.8716 | 72.34 | 55 Dreyer, Landri |
| 18 | 64 | 21.27 | 3.0089 | 56.9908 | 71.24 | 116 Goosen RO, PJ |
| 19 | 72 | 24.08 | 2.9900 | 56.6328 | 70.79 | 142 Carr, Phillip |
| 20 | 61 | 20.72 | 2.9440 | 55.7612 | 69.70 | 33 Pretorius, Tinus |
| 21 | 62 | 21.31 | 2.9094 | 55.1062 | 68.88 | 34 Joffe, Julian |
| 22 | 68 | 23.88 | 2.8476 | 53.9345 | 67.42 | 36 Sefolo, Olebile |
| 23 | 60 | 21.72 | 2.7624 | 52.3219 | 65.40 | 40 Janse van Rensburg, Johan RO |
| 24 | 68 | 25.03 | 2.7167 | 51.4565 | 64.32 | 17 Siebrits, Liz |
| 25 | 62 | 22.89 | 2.7086 | 51.3025 | 64.13 | 2 Venter, Dirk |
| 26 | 58 | 21.74 | 2.6679 | 50.5313 | 63.16 | 105 Bahre, Heinrich |
| 27 | 76 | 28.68 | 2.6499 | 50.1911 | 62.74 | 76 Bester, Etienne |
| 28 | 66 | 25.04 | 2.6358 | 49.9231 | 62.40 | 134 Thomas, Storm |
| 29 | 64 | 24.74 | 2.5869 | 48.9974 | 61.25 | 1 BOSHOFF, Marelize |
| 30 | 62 | 24.08 | 2.5748 | 48.7672 | 60.96 | 125 Engelbrecht, Ernst |
| 31 | 68 | 26.93 | 2.5251 | 47.8261 | 59.78 | 143 Page (Nita), Janita |
| 32 | 76 | 30.55 | 2.4877 | 47.1189 | 58.90 | 85 Taute, Hannes |
| 33 | 66 | 26.99 | 2.4454 | 46.3163 | 57.90 | 61 de Kock, Jacques |
| 34 | 56 | 23.50 | 2.3830 | 45.1349 | 56.42 | 127 Zhang, Dan |
| 35 | 55 | 24.64 | 2.2321 | 42.2780 | 52.85 | 110 Smith, Sheldon |
| 36 | 60 | 27.33 | 2.1954 | 41.5819 | 51.98 | 27 Struwig, Alicia |
| 37 | 72 | 34.81 | 2.0684 | 39.1761 | 48.97 | 41 Kok (Snr), Onnie |
| 38 | 59 | 37.66 | 1.5666 | 29.6732 | 37.09 | 141 Brandt, Carl |
| 39 | 53 | 41.74 | 1.2698 | 24.0500 | 30.06 | 148 Marks, Ruben |
| 40 | 0 | 0.00 | 0.0000 | 0.0000 | 0.00 | 153 Rooney, Clinton |
| 41 | 0 | 28.07 | 0.0000 | 0.0000 | 0.00 | 123 McDonald, Martina |
| 42 | 0 | 0.00 | 0.0000 | 0.0000 | 0.00 | 88 Muller, Madeline |

PRODUCTION OPTICS -- Overall Stage Results

NGPSA HG L#3 - 28-29 March 2026 hosted by MUSC

Printed March 30, 2026 at 13:48



Stage 7 -- Stage 6

| | PTS | TIME | HIT FACTOR | STAGE POINTS | STAGE PERCENT | COMPETITOR # Name |
|----|------------|-------------|-----------------------|-------------------------|--------------------------|------------------------------|
| 43 | 0 | 0.00 | 0.0000 | 0.0000 | 0.00 | 90 Stockbridge, Austen |
| 44 | 0 | 0.00 | 0.0000 | 0.0000 | 0.00 | 156 Snyman, Rudolf |

CLASSIC -- Overall Stage Results

NGPSA HG L#3 - 28-29 March 2026 hosted by MUSC

Printed March 30, 2026 at 13:48



Stage 7 -- Stage 6

| | PTS | TIME | HIT FACTOR | STAGE POINTS | STAGE PERCENT | COMPETITOR # Name |
|----|------------|-------------|-----------------------|-------------------------|--------------------------|-------------------------------|
| 1 | 74 | 22.85 | 3.2385 | 80.0000 | 100.00 | 50 Carelse RO, Johan |
| 2 | 66 | 20.82 | 3.1700 | 78.3083 | 97.89 | 25 Van Rooyen, Joe |
| 3 | 63 | 21.18 | 2.9745 | 73.4783 | 91.85 | 77 Wessels, Albert |
| 4 | 79 | 27.28 | 2.8959 | 71.5364 | 89.42 | 57 Plein RO, Aubrey |
| 5 | 68 | 23.74 | 2.8644 | 70.7575 | 88.45 | 84 Wheeler, Johan |
| 6 | 74 | 26.17 | 2.8277 | 69.8510 | 87.31 | 128 Rennie, Craig |
| 7 | 76 | 29.60 | 2.5676 | 63.4259 | 79.28 | 149 Hammond, Mark |
| 8 | 70 | 29.15 | 2.4014 | 59.3204 | 74.15 | 78 Jansen van Vuuren, Abraham |
| 9 | 43 | 24.15 | 1.7805 | 43.9841 | 54.98 | 158 Rosslee, Billy MD 2 |
| 10 | 41 | 23.94 | 1.7126 | 42.3062 | 52.88 | 107 Bouwer, Pieter |
| 11 | 0 | 0.00 | 0.0000 | 0.0000 | 0.00 | 91 Schoeman, Jurgens |

OPTICS -- Overall Stage Results

NGPSA HG L#3 - 28-29 March 2026 hosted by MUSC

Printed March 30, 2026 at 13:48



Stage 7 -- Stage 6

| | PTS | TIME | HIT FACTOR | STAGE POINTS | STAGE PERCENT | COMPETITOR # Name |
|----|-----|-------|---------------|-----------------|------------------|----------------------------|
| 1 | 72 | 17.83 | 4.0381 | 80.0000 | 100.00 | 146 Hartdegen, Heinke |
| 2 | 78 | 19.75 | 3.9494 | 78.2413 | 97.80 | 75 van der Walt, Dirk |
| 3 | 78 | 21.62 | 3.6078 | 71.4739 | 89.34 | 9 GRAY, Johan |
| 4 | 80 | 22.41 | 3.5698 | 70.7224 | 88.40 | 28 Ellerbeck, Ryan |
| 5 | 74 | 20.88 | 3.5441 | 70.2118 | 87.76 | 82 Robertson, Wyn |
| 6 | 70 | 19.77 | 3.5407 | 70.1456 | 87.68 | 122 McDonald, Kyle |
| 7 | 70 | 20.08 | 3.4861 | 69.0626 | 86.33 | 74 Jansen, Michael |
| 8 | 70 | 20.57 | 3.4030 | 67.4175 | 84.27 | 151 Alberts, Jacques |
| 9 | 72 | 21.52 | 3.3457 | 66.2825 | 82.85 | 102 Welgemoed, Miekie |
| 10 | 70 | 20.94 | 3.3429 | 66.2263 | 82.78 | 59 Harmse TRO, Wikus |
| 11 | 66 | 20.02 | 3.2967 | 65.3114 | 81.64 | 51 Koch, Brendon |
| 12 | 76 | 24.08 | 3.1561 | 62.5268 | 78.16 | 103 Chang, Peter |
| 13 | 60 | 20.00 | 3.0000 | 59.4333 | 74.29 | 68 Du Plessis TRO, Riaan |
| 14 | 57 | 19.12 | 2.9812 | 59.0603 | 73.83 | 3 Oelofse, Hennie |
| 15 | 70 | 23.53 | 2.9749 | 58.9366 | 73.67 | 154 Schmitz, Herbert |
| 16 | 68 | 22.99 | 2.9578 | 58.5975 | 73.25 | 86 Hanekom, Shaun |
| 17 | 74 | 25.39 | 2.9145 | 57.7401 | 72.18 | 104 Siebrits, Gerhard |
| 18 | 74 | 25.48 | 2.9042 | 57.5362 | 71.92 | 130 Resca, Tazio |
| 19 | 56 | 21.15 | 2.6478 | 52.4550 | 65.57 | 145 Page, Jorncy |
| 20 | 57 | 24.59 | 2.3180 | 45.9225 | 57.40 | 63 Du Preez, Ray |
| 21 | 60 | 26.16 | 2.2936 | 45.4383 | 56.80 | 69 Vorster, Gordon |
| 22 | 55 | 24.72 | 2.2249 | 44.0781 | 55.10 | 155 Ahmed, Fayyaadh |
| 23 | 66 | 34.88 | 1.8922 | 37.4866 | 46.86 | 13 Marian, Leslie Deon |
| 24 | 66 | 36.41 | 1.8127 | 35.9114 | 44.89 | 73 Risk, Raymond |
| 25 | 45 | 25.92 | 1.7361 | 34.3943 | 42.99 | 62 Meintjes, Hannes RO |
| 26 | 40 | 28.05 | 1.4260 | 28.2511 | 35.31 | 70 Dreyer, Bertus (RO&Shoo |
| 27 | 0 | 0.00 | 0.0000 | 0.0000 | 0.00 | 64 Du Preez, Jean |
| 28 | 0 | 0.00 | 0.0000 | 0.0000 | 0.00 | 10 Van der Merwe, Thëo RO |
| 29 | 0 | 0.00 | 0.0000 | 0.0000 | 0.00 | 132 Ross, Guido RO |
| 30 | 0 | 0.00 | 0.0000 | 0.0000 | 0.00 | 157 Crichton RM, Ray |

OPEN -- Overall Stage Results

NGPSA HG L#3 - 28-29 March 2026 hosted by MUSC

Printed March 30, 2026 at 13:48



Stage 8 -- Stage 7

| | PTS | TIME | HIT FACTOR | STAGE POINTS | STAGE PERCENT | COMPETITOR # Name |
|----|------------|-------------|-----------------------|-------------------------|--------------------------|------------------------------|
| 1 | 48 | 6.58 | 7.2948 | 50.0000 | 100.00 | 92 Montgomery, Thomas RO |
| 2 | 49 | 6.97 | 7.0301 | 48.1857 | 96.37 | 138 Jacobs, Jan Harm |
| 3 | 48 | 7.03 | 6.8279 | 46.7994 | 93.60 | 37 Cilliers RO, Marchant |
| 4 | 44 | 6.45 | 6.8217 | 46.7571 | 93.51 | 144 Zama, Wanda |
| 5 | 46 | 6.97 | 6.5997 | 45.2355 | 90.47 | 95 MacLeod, Tyrone |
| 6 | 47 | 7.38 | 6.3686 | 43.6512 | 87.30 | 24 Cachia, Grant |
| 7 | 49 | 7.85 | 6.2420 | 42.7840 | 85.57 | 93 Montgomery, Hubert |
| 8 | 45 | 7.24 | 6.2155 | 42.6019 | 85.20 | 98 Eales, Richard |
| 9 | 47 | 8.16 | 5.7598 | 39.4787 | 78.96 | 137 Henstock, Brad |
| 10 | 48 | 8.68 | 5.5300 | 37.9032 | 75.81 | 6 Meintjes, Louw |
| 11 | 49 | 9.27 | 5.2859 | 36.2302 | 72.46 | 66 Brummer, Marie |
| 12 | 49 | 11.29 | 4.3401 | 29.7479 | 59.50 | 42 van Leeuwen RO, Mike |
| 13 | 43 | 10.15 | 4.2365 | 29.0374 | 58.07 | 87 Badenhorst, Theo |
| 14 | 46 | 17.17 | 2.6791 | 18.3629 | 36.73 | 111 Hecht, Mariette |
| 15 | 46 | 18.00 | 2.5556 | 17.5162 | 35.03 | 8 Meintjes, Genevieve |


STANDARD -- Overall Stage Results
NGPSA HG L#3 - 28-29 March 2026 hosted by MUSC
 Printed March 30, 2026 at 13:48



Stage 8 -- Stage 7

| | PTS | TIME | HIT FACTOR | STAGE POINTS | STAGE PERCENT | COMPETITOR # Name |
|----|------------|-------------|-----------------------|-------------------------|--------------------------|------------------------------|
| 1 | 50 | 6.41 | 7.8003 | 50.0000 | 100.00 | 117 van der Bank, Ian |
| 2 | 49 | 7.65 | 6.4052 | 41.0575 | 82.12 | 4 Beneke, Ruan |
| 3 | 49 | 8.00 | 6.1250 | 39.2612 | 78.52 | 147 Marks, Lionel |
| 4 | 44 | 8.50 | 5.1765 | 33.1812 | 66.36 | 96 Barnard, Pieter |
| 5 | 44 | 8.64 | 5.0926 | 32.6435 | 65.29 | 53 Dauth, Jacobus |
| 6 | 46 | 9.32 | 4.9356 | 31.6373 | 63.27 | 15 Rademeyer, Jaco Pieter RO |
| 7 | 43 | 8.91 | 4.8260 | 30.9349 | 61.87 | 19 Papadopoulos, Philip |
| 8 | 47 | 10.07 | 4.6673 | 29.9176 | 59.84 | 133 Thomas, Darren |
| 9 | 47 | 10.91 | 4.3080 | 27.6141 | 55.23 | 29 Du Plooy, Eurika |
| 10 | 44 | 10.66 | 4.1276 | 26.4578 | 52.92 | 49 Visser, Marius |
| 11 | 38 | 9.31 | 4.0816 | 26.1633 | 52.33 | 39 Sefolo, Themba |
| 12 | 46 | 12.55 | 3.6653 | 23.4948 | 46.99 | 52 Oxford-May, Juanita |
| 13 | 41 | 11.58 | 3.5406 | 22.6952 | 45.39 | 60 Makwela, Lorraine |
| 14 | 38 | 12.03 | 3.1588 | 20.2477 | 40.50 | 131 Boman, Allen |
| 15 | 34 | 14.33 | 2.3726 | 15.2087 | 30.42 | 11 Labuschagne, Deon |
| 16 | 29 | 15.09 | 1.9218 | 12.3188 | 24.64 | 22 Scholtz, Drikus (Skolla) |
| 17 | 23 | 12.98 | 1.7720 | 11.3582 | 22.72 | 38 Moulder, Hennie |
| 18 | 1 | 10.95 | 0.0913 | 0.5854 | 1.17 | 139 zhao, jiang |
| 19 | 0 | 0.00 | 0.0000 | 0.0000 | 0.00 | 31 Roodt, JL |

PRODUCTION -- Overall Stage Results
NGPSA HG L#3 - 28-29 March 2026 hosted by MUSC
 Printed March 30, 2026 at 13:48




Stage 8 -- Stage 7

| | PTS | TIME | HIT FACTOR | STAGE POINTS | STAGE PERCENT | COMPETITOR # Name |
|----|------------|-------------|-----------------------|-------------------------|--------------------------|------------------------------|
| 1 | 46 | 7.50 | 6.1333 | 50.0000 | 100.00 | 135 de Villiers, Luke |
| 2 | 44 | 7.47 | 5.8902 | 48.0182 | 96.04 | 83 Wecke, Aeron |
| 3 | 46 | 8.29 | 5.5489 | 45.2352 | 90.47 | 35 Nieuwoudt, Nantus |
| 4 | 44 | 7.95 | 5.5346 | 45.1189 | 90.24 | 80 Phelan, Brendan |
| 5 | 48 | 8.90 | 5.3933 | 43.9668 | 87.93 | 152 Plein, Noah |
| 6 | 44 | 8.58 | 5.1282 | 41.8060 | 83.61 | 81 Phelan, Rodney |
| 7 | 42 | 8.29 | 5.0663 | 41.3017 | 82.60 | 44 Kok Jnr, Onnie |
| 8 | 46 | 9.50 | 4.8421 | 39.4737 | 78.95 | 67 Meiring RO, Charl |
| 9 | 44 | 9.45 | 4.6561 | 37.9572 | 75.91 | 7 Naude RO, Ansley |
| 10 | 42 | 9.16 | 4.5852 | 37.3790 | 74.76 | 100 Katzke, Eugene |
| 11 | 46 | 10.06 | 4.5726 | 37.2763 | 74.55 | 120 zhang, zaimiao |
| 12 | 48 | 10.53 | 4.5584 | 37.1609 | 74.32 | 23 Esterhuizen, Francois |
| 13 | 40 | 9.10 | 4.3956 | 35.8337 | 71.67 | 89 Swarts, Sean |
| 14 | 44 | 10.08 | 4.3651 | 35.5849 | 71.17 | 58 Prinsloo RO, Joggie |
| 15 | 42 | 10.13 | 4.1461 | 33.7997 | 67.60 | 56 Koekemoer, Francois |
| 16 | 46 | 11.10 | 4.1441 | 33.7838 | 67.57 | 32 Brown, Karen |
| 17 | 38 | 9.97 | 3.8114 | 31.0715 | 62.14 | 79 de Nysschen, Pieter |
| 18 | 46 | 12.09 | 3.8048 | 31.0174 | 62.03 | 106 Miller, Dave |
| 19 | 33 | 8.81 | 3.7457 | 30.5360 | 61.07 | 26 Brown, Thomas |
| 20 | 42 | 11.35 | 3.7004 | 30.1666 | 60.33 | 97 Barnard, Leanie |
| 21 | 46 | 12.52 | 3.6741 | 29.9521 | 59.90 | 16 Van Eck, Yolande |
| 22 | 40 | 11.05 | 3.6199 | 29.5101 | 59.02 | 65 Van Der Bank (RO), Willem |
| 23 | 30 | 8.59 | 3.4924 | 28.4709 | 56.94 | 21 Louw, Johan |
| 24 | 46 | 13.18 | 3.4901 | 28.4522 | 56.90 | 112 Putter, Lourens |
| 25 | 44 | 12.71 | 3.4618 | 28.2215 | 56.44 | 114 Van Zyl, Christo |
| 26 | 48 | 16.27 | 2.9502 | 24.0507 | 48.10 | 121 Prinsloo, Christo |
| 27 | 46 | 16.12 | 2.8536 | 23.2630 | 46.53 | 109 Van der Merwe, Hennie |
| 28 | 27 | 11.21 | 2.4086 | 19.6350 | 39.27 | 113 Van niekerk, Niel |
| 29 | 27 | 12.93 | 2.0882 | 17.0231 | 34.05 | 72 Swarts SO, Essie |
| 30 | 0 | 0.00 | 0.0000 | 0.0000 | 0.00 | 18 Richardson, Llewellyn |
| 31 | 0 | 0.00 | 0.0000 | 0.0000 | 0.00 | 101 Visser, Neil (RO) |
| 32 | 0 | 0.00 | 0.0000 | 0.0000 | 0.00 | 140 Robertson, Brandon |
| 33 | 0 | 11.77 | 0.0000 | 0.0000 | 0.00 | 126 Paul, Chan |
| 34 | 0 | 9.62 | 0.0000 | 0.0000 | 0.00 | 129 di Giandomenico, Eugene |
| 35 | 0 | 0.00 | 0.0000 | 0.0000 | 0.00 | 150 Willis, Edward |
| 36 | 0 | 0.00 | 0.0000 | 0.0000 | 0.00 | 115 Da Silva, Craig |

PRODUCTION OPTICS -- Overall Stage Results

NGPSA HG L#3 - 28-29 March 2026 hosted by MUSC

Printed March 30, 2026 at 13:48



Stage 8 -- Stage 7

| | PTS | TIME | HIT FACTOR | STAGE POINTS | STAGE PERCENT | COMPETITOR # Name |
|----|-----|-------|---------------|-----------------|------------------|---------------------------------|
| 1 | 50 | 6.40 | 7.8125 | 50.0000 | 100.00 | 54 Dreyer, Andrian |
| 2 | 50 | 6.73 | 7.4294 | 47.5483 | 95.10 | 48 Julius, Corbin |
| 3 | 46 | 6.74 | 6.8249 | 43.6795 | 87.36 | 108 De Gouveia, Roberto |
| 4 | 48 | 7.04 | 6.8182 | 43.6364 | 87.27 | 12 Taylor, Neil |
| 5 | 48 | 7.25 | 6.6207 | 42.3724 | 84.74 | 5 Goosen, Clifford |
| 6 | 42 | 6.57 | 6.3927 | 40.9132 | 81.83 | 14 Siebrits, Hilfred |
| 7 | 42 | 7.12 | 5.8989 | 37.7528 | 75.51 | 20 Combrink, Herman |
| 8 | 44 | 7.47 | 5.8902 | 37.6975 | 75.39 | 33 Pretorius, Tinus |
| 9 | 46 | 8.10 | 5.6790 | 36.3457 | 72.69 | 125 Engelbrecht, Ernst |
| 10 | 46 | 8.34 | 5.5156 | 35.2998 | 70.60 | 36 Sefolo, Olebile |
| 11 | 38 | 6.89 | 5.5152 | 35.2975 | 70.60 | 118 Rauch, Rudi |
| 12 | 46 | 8.35 | 5.5090 | 35.2575 | 70.51 | 2 Venter, Dirk |
| 13 | 46 | 8.48 | 5.4245 | 34.7170 | 69.43 | 34 Joffe, Julian |
| 14 | 50 | 9.22 | 5.4230 | 34.7072 | 69.41 | 71 Rampershad, Nilan |
| 15 | 44 | 8.14 | 5.4054 | 34.5946 | 69.19 | 43 Krugell, Wimpie |
| 16 | 50 | 9.33 | 5.3591 | 34.2980 | 68.60 | 110 Smith, Sheldon |
| 17 | 42 | 8.29 | 5.0663 | 32.4246 | 64.85 | 40 Janse van Rensburg, Johan RO |
| 18 | 48 | 9.70 | 4.9485 | 31.6701 | 63.34 | 119 Whittaker, David |
| 19 | 44 | 8.94 | 4.9217 | 31.4989 | 63.00 | 45 Strydom, Tertius |
| 20 | 46 | 9.35 | 4.9198 | 31.4866 | 62.97 | 94 Hesselman, Nico |
| 21 | 48 | 9.82 | 4.8880 | 31.2831 | 62.57 | 99 Badenhorst, Chris |
| 22 | 46 | 9.79 | 4.6987 | 30.0715 | 60.14 | 55 Dreyer, Landri |
| 23 | 46 | 9.91 | 4.6418 | 29.7074 | 59.41 | 134 Thomas, Storm |
| 24 | 44 | 9.79 | 4.4944 | 28.7640 | 57.53 | 143 Page (Nita), Janita |
| 25 | 44 | 10.04 | 4.3825 | 28.0478 | 56.10 | 127 Zhang, Dan |
| 26 | 38 | 9.00 | 4.2222 | 27.0222 | 54.04 | 116 Goosen RO, PJ |
| 27 | 36 | 8.55 | 4.2105 | 26.9474 | 53.89 | 105 Bahre, Heinrich |
| 28 | 42 | 10.04 | 4.1833 | 26.7729 | 53.55 | 47 Van heerden, Adrian |
| 29 | 46 | 11.20 | 4.1071 | 26.2857 | 52.57 | 27 Struwig, Alicia |
| 30 | 40 | 9.92 | 4.0323 | 25.8064 | 51.61 | 1 BOSHOFF, Marelize |
| 31 | 38 | 9.57 | 3.9707 | 25.4127 | 50.83 | 123 McDonald, Martina |
| 32 | 50 | 12.63 | 3.9588 | 25.3365 | 50.67 | 85 Taute, Hannes |
| 33 | 50 | 13.06 | 3.8285 | 24.5023 | 49.00 | 142 Carr, Phillip |
| 34 | 44 | 11.92 | 3.6913 | 23.6242 | 47.25 | 17 Siebrits, Liz |
| 35 | 33 | 9.10 | 3.6264 | 23.2088 | 46.42 | 46 Basson, Deon |
| 36 | 48 | 13.67 | 3.5113 | 22.4726 | 44.95 | 41 Kok (Snr), Onnie |
| 37 | 48 | 14.22 | 3.3755 | 21.6034 | 43.21 | 76 Bester, Etienne |
| 38 | 33 | 10.59 | 3.1161 | 19.9433 | 39.89 | 61 de Kock, Jacques |
| 39 | 48 | 15.60 | 3.0769 | 19.6923 | 39.38 | 141 Brandt, Carl |
| 40 | 36 | 16.16 | 2.2277 | 14.2574 | 28.51 | 148 Marks, Ruben |
| 41 | 46 | 27.35 | 1.6819 | 10.7642 | 21.53 | 156 Snyman, Rudolf |
| 42 | 0 | 0.00 | 0.0000 | 0.0000 | 0.00 | 88 Muller, Madeline |

PRODUCTION OPTICS -- Overall Stage Results

NGPSA HG L#3 - 28-29 March 2026 hosted by MUSC

Printed March 30, 2026 at 13:48



Stage 8 -- Stage 7

| | PTS | TIME | HIT FACTOR | STAGE POINTS | STAGE PERCENT | COMPETITOR # Name |
|----|------------|-------------|-----------------------|-------------------------|--------------------------|------------------------------|
| 43 | 0 | 0.00 | 0.0000 | 0.0000 | 0.00 | 90 Stockbridge, Austen |
| 44 | 0 | 0.00 | 0.0000 | 0.0000 | 0.00 | 153 Rooney, Clinton |

CLASSIC -- Overall Stage Results
NGPSA HG L#3 - 28-29 March 2026 hosted by MUSC
 Printed March 30, 2026 at 13:48



Stage 8 -- Stage 7

| | PTS | TIME | HIT FACTOR | STAGE POINTS | STAGE PERCENT | COMPETITOR # Name |
|----|------------|-------------|-----------------------|-------------------------|--------------------------|-------------------------------|
| 1 | 46 | 8.28 | 5.5556 | 50.0000 | 100.00 | 84 Wheeler, Johan |
| 2 | 44 | 9.67 | 4.5502 | 40.9514 | 81.90 | 107 Bouwer, Pieter |
| 3 | 42 | 10.02 | 4.1916 | 37.7246 | 75.45 | 149 Hammond, Mark |
| 4 | 40 | 10.42 | 3.8388 | 34.5489 | 69.10 | 78 Jansen van Vuuren, Abraham |
| 5 | 46 | 13.00 | 3.5385 | 31.8462 | 63.69 | 57 Plein RO, Aubrey |
| 6 | 40 | 11.94 | 3.3501 | 30.1508 | 60.30 | 25 Van Rooyen, Joe |
| 7 | 46 | 15.23 | 3.0204 | 27.1832 | 54.37 | 77 Wessels, Albert |
| 8 | 38 | 12.87 | 2.9526 | 26.5734 | 53.15 | 128 Rennie, Craig |
| 9 | 44 | 15.02 | 2.9294 | 26.3648 | 52.73 | 50 Carelse RO, Johan |
| 10 | 19 | 14.28 | 1.3305 | 11.9748 | 23.95 | 158 Rosslee, Billy MD 2 |
| 11 | 0 | 0.00 | 0.0000 | 0.0000 | 0.00 | 91 Schoeman, Jurgens |

OPTICS -- Overall Stage Results

NGPSA HG L#3 - 28-29 March 2026 hosted by MUSC

Printed March 30, 2026 at 13:48




Stage 8 -- Stage 7

| | PTS | TIME | HIT FACTOR | STAGE POINTS | STAGE PERCENT | COMPETITOR # Name |
|----|-----|-------|---------------|-----------------|------------------|----------------------------|
| 1 | 46 | 6.66 | 6.9069 | 50.0000 | 100.00 | 75 van der Walt, Dirk |
| 2 | 48 | 7.18 | 6.6852 | 48.3953 | 96.79 | 151 Alberts, Jacques |
| 3 | 50 | 7.58 | 6.5963 | 47.7515 | 95.50 | 103 Chang, Peter |
| 4 | 44 | 7.11 | 6.1885 | 44.7991 | 89.60 | 3 Oelofse, Hennie |
| 5 | 46 | 7.99 | 5.7572 | 41.6771 | 83.35 | 59 Harmse TRO, Wikus |
| 6 | 48 | 8.50 | 5.6471 | 40.8798 | 81.76 | 102 Welgemoed, Miekie |
| 7 | 46 | 8.58 | 5.3613 | 38.8112 | 77.62 | 146 Hartdegen, Heinke |
| 8 | 46 | 8.81 | 5.2213 | 37.7980 | 75.60 | 74 Jansen, Michael |
| 9 | 38 | 7.54 | 5.0398 | 36.4837 | 72.97 | 122 McDonald, Kyle |
| 10 | 44 | 8.74 | 5.0343 | 36.4441 | 72.89 | 82 Robertson, Wyn |
| 11 | 42 | 8.35 | 5.0299 | 36.4124 | 72.82 | 145 Page, Jorncy |
| 12 | 46 | 9.28 | 4.9569 | 35.8836 | 71.77 | 28 Ellerbeck, Ryan |
| 13 | 42 | 8.60 | 4.8837 | 35.3539 | 70.71 | 51 Koch, Brendon |
| 14 | 44 | 9.35 | 4.7059 | 34.0665 | 68.13 | 63 Du Preez, Ray |
| 15 | 44 | 10.33 | 4.2594 | 30.8346 | 61.67 | 68 Du Plessis TRO, Riaan |
| 16 | 44 | 10.45 | 4.2105 | 30.4805 | 60.96 | 62 Meintjes, Hannes RO |
| 17 | 44 | 11.36 | 3.8732 | 28.0389 | 56.08 | 86 Hanekom, Shaun |
| 18 | 40 | 10.49 | 3.8132 | 27.6039 | 55.21 | 69 Vorster, Gordon |
| 19 | 40 | 10.92 | 3.6630 | 26.5170 | 53.03 | 9 GRAY, Johan |
| 20 | 44 | 12.92 | 3.4056 | 24.6534 | 49.31 | 130 Resca, Tazio |
| 21 | 29 | 8.81 | 3.2917 | 23.8291 | 47.66 | 154 Schmitz, Herbert |
| 22 | 44 | 13.43 | 3.2762 | 23.7172 | 47.43 | 73 Risk, Raymond |
| 23 | 33 | 10.58 | 3.1191 | 22.5795 | 45.16 | 104 Siebrits, Gerhard |
| 24 | 30 | 11.23 | 2.6714 | 19.3387 | 38.68 | 155 Ahmed, Fayyaadh |
| 25 | 36 | 13.83 | 2.6030 | 18.8437 | 37.69 | 13 Marian, Leslie Deon |
| 26 | 33 | 16.08 | 2.0522 | 14.8564 | 29.71 | 70 Dreyer, Bertus (RO&Shoo |
| 27 | 0 | 0.00 | 0.0000 | 0.0000 | 0.00 | 64 Du Preez, Jean |
| 28 | 0 | 0.00 | 0.0000 | 0.0000 | 0.00 | 132 Ross, Guido RO |
| 29 | 0 | 0.00 | 0.0000 | 0.0000 | 0.00 | 10 Van der Merwe, Thëo RO |
| 30 | 0 | 0.00 | 0.0000 | 0.0000 | 0.00 | 157 Crichton RM, Ray |

OPEN -- Overall Stage Results

NGPSA HG L#3 - 28-29 March 2026 hosted by MUSC

Printed March 30, 2026 at 13:48



Stage 9 -- Stage 8

| | PTS | TIME | HIT FACTOR | STAGE POINTS | STAGE PERCENT | COMPETITOR # Name |
|----|------------|-------------|-----------------------|-------------------------|--------------------------|------------------------------|
| 1 | 59 | 6.71 | 8.7928 | 60.0000 | 100.00 | 144 Zama, Wanda |
| 2 | 55 | 6.44 | 8.5404 | 58.2772 | 97.13 | 92 Montgomery, Thomas RO |
| 3 | 58 | 7.01 | 8.2739 | 56.4588 | 94.10 | 138 Jacobs, Jan Harm |
| 4 | 60 | 7.75 | 7.7419 | 52.8289 | 88.05 | 24 Cachia, Grant |
| 5 | 57 | 8.34 | 6.8345 | 46.6370 | 77.73 | 93 Montgomery, Hubert |
| 6 | 57 | 8.36 | 6.8182 | 46.5254 | 77.54 | 37 Cilliers RO, Marchant |
| 7 | 56 | 8.62 | 6.4965 | 44.3305 | 73.88 | 6 Meintjes, Louw |
| 8 | 53 | 8.89 | 5.9618 | 40.6814 | 67.80 | 87 Badenhorst, Theo |
| 9 | 58 | 9.96 | 5.8233 | 39.7366 | 66.23 | 42 van Leeuwen RO, Mike |
| 10 | 59 | 10.25 | 5.7561 | 39.2780 | 65.46 | 98 Eales, Richard |
| 11 | 40 | 7.49 | 5.3405 | 36.4418 | 60.74 | 95 MacLeod, Tyrone |
| 12 | 57 | 11.74 | 4.8552 | 33.1305 | 55.22 | 66 Brummer, Marie |
| 13 | 55 | 11.35 | 4.8458 | 33.0665 | 55.11 | 137 Henstock, Brad |
| 14 | 55 | 13.09 | 4.2017 | 28.6711 | 47.79 | 111 Hecht, Mariette |
| 15 | 41 | 13.57 | 3.0214 | 20.6170 | 34.36 | 8 Meintjes, Genevieve |


STANDARD -- Overall Stage Results
NGPSA HG L#3 - 28-29 March 2026 hosted by MUSC
 Printed March 30, 2026 at 13:48



Stage 9 -- Stage 8

| | PTS | TIME | HIT FACTOR | STAGE POINTS | STAGE PERCENT | COMPETITOR # Name |
|----|------------|-------------|-----------------------|-------------------------|--------------------------|------------------------------|
| 1 | 54 | 7.76 | 6.9588 | 60.0000 | 100.00 | 96 Barnard, Pieter |
| 2 | 58 | 9.77 | 5.9365 | 51.1862 | 85.31 | 147 Marks, Lionel |
| 3 | 56 | 9.52 | 5.8824 | 50.7190 | 84.53 | 117 van der Bank, Ian |
| 4 | 58 | 9.98 | 5.8116 | 50.1091 | 83.52 | 15 Rademeyer, Jaco Pieter RO |
| 5 | 44 | 7.89 | 5.5767 | 48.0834 | 80.14 | 4 Beneke, Ruan |
| 6 | 56 | 10.10 | 5.5446 | 47.8064 | 79.68 | 19 Papadopoulos, Philip |
| 7 | 59 | 11.64 | 5.0687 | 43.7037 | 72.84 | 29 Du Plooy, Eurika |
| 8 | 41 | 10.53 | 3.8936 | 33.5718 | 55.95 | 49 Visser, Marius |
| 9 | 52 | 13.47 | 3.8604 | 33.2855 | 55.48 | 52 Oxford-May, Juanita |
| 10 | 52 | 13.90 | 3.7410 | 32.2558 | 53.76 | 131 Boman, Allen |
| 11 | 37 | 10.04 | 3.6853 | 31.7751 | 52.96 | 39 Sefolo, Themba |
| 12 | 37 | 11.05 | 3.3484 | 28.8708 | 48.12 | 53 Dauth, Jacobus |
| 13 | 46 | 13.91 | 3.3070 | 28.5135 | 47.52 | 38 Moulder, Hennie |
| 14 | 52 | 15.85 | 3.2808 | 28.2874 | 47.15 | 22 Scholtz, Drikus (Skolla) |
| 15 | 43 | 13.86 | 3.1025 | 26.7500 | 44.58 | 60 Makwela, Lorraine |
| 16 | 59 | 20.43 | 2.8879 | 24.9002 | 41.50 | 11 Labuschagne, Deon |
| 17 | 31 | 14.95 | 2.0736 | 17.8789 | 29.80 | 133 Thomas, Darren |
| 18 | 16 | 14.08 | 1.1364 | 9.7980 | 16.33 | 139 zhao, jiang |
| 19 | 0 | 0.00 | 0.0000 | 0.0000 | 0.00 | 31 Roodt, JL |

PRODUCTION -- Overall Stage Results
NGPSA HG L#3 - 28-29 March 2026 hosted by MUSC
 Printed March 30, 2026 at 13:48



Stage 9 -- Stage 8

| | PTS | TIME | HIT FACTOR | STAGE POINTS | STAGE PERCENT | COMPETITOR # Name |
|----|------------|-------------|-----------------------|-------------------------|--------------------------|------------------------------|
| 1 | 56 | 6.86 | 8.1633 | 60.0000 | 100.00 | 135 de Villiers, Luke |
| 2 | 58 | 7.30 | 7.9452 | 58.3973 | 97.33 | 83 Wecke, Aeron |
| 3 | 58 | 7.59 | 7.6416 | 56.1660 | 93.61 | 26 Brown, Thomas |
| 4 | 56 | 8.29 | 6.7551 | 49.6502 | 82.75 | 79 de Nysschen, Pieter |
| 5 | 58 | 8.84 | 6.5611 | 48.2240 | 80.37 | 152 Plein, Noah |
| 6 | 60 | 10.27 | 5.8423 | 42.9406 | 71.57 | 58 Prinsloo RO, Joggie |
| 7 | 48 | 8.29 | 5.7901 | 42.5573 | 70.93 | 81 Phelan, Rodney |
| 8 | 56 | 9.69 | 5.7792 | 42.4768 | 70.79 | 106 Miller, Dave |
| 9 | 58 | 10.25 | 5.6585 | 41.5902 | 69.32 | 7 Naude RO, Ansley |
| 10 | 56 | 10.25 | 5.4634 | 40.1561 | 66.93 | 23 Esterhuizen, Francois |
| 11 | 48 | 8.89 | 5.3993 | 39.6850 | 66.14 | 80 Phelan, Brendan |
| 12 | 58 | 11.04 | 5.2536 | 38.6141 | 64.36 | 21 Louw, Johan |
| 13 | 50 | 9.54 | 5.2411 | 38.5220 | 64.20 | 89 Swarts, Sean |
| 14 | 56 | 10.93 | 5.1235 | 37.6578 | 62.76 | 67 Meiring RO, Charl |
| 15 | 54 | 11.37 | 4.7493 | 34.9077 | 58.18 | 32 Brown, Karen |
| 16 | 56 | 12.06 | 4.6434 | 34.1294 | 56.88 | 100 Katzke, Eugene |
| 17 | 37 | 8.12 | 4.5567 | 33.4914 | 55.82 | 35 Nieuwoudt, Nantus |
| 18 | 35 | 7.72 | 4.5337 | 33.3225 | 55.54 | 44 Kok Jnr, Onnie |
| 19 | 54 | 12.76 | 4.2320 | 31.1050 | 51.84 | 112 Putter, Lourens |
| 20 | 56 | 13.34 | 4.1979 | 30.8546 | 51.42 | 56 Koekemoer, Francois |
| 21 | 41 | 9.94 | 4.1247 | 30.3169 | 50.53 | 129 di Giandomenico, Eugene |
| 22 | 52 | 13.25 | 3.9245 | 28.8453 | 48.08 | 114 Van Zyl, Christo |
| 23 | 60 | 16.71 | 3.5907 | 26.3914 | 43.99 | 121 Prinsloo, Christo |
| 24 | 48 | 13.44 | 3.5714 | 26.2500 | 43.75 | 16 Van Eck, Yolande |
| 25 | 33 | 9.49 | 3.4773 | 25.5585 | 42.60 | 97 Barnard, Leanie |
| 26 | 45 | 13.32 | 3.3784 | 24.8311 | 41.39 | 113 Van niekerk, Niel |
| 27 | 33 | 10.09 | 3.2706 | 24.0387 | 40.06 | 120 zhang, zaimiao |
| 28 | 46 | 14.74 | 3.1208 | 22.9376 | 38.23 | 65 Van Der Bank (RO), Willem |
| 29 | 39 | 13.55 | 2.8782 | 21.1550 | 35.26 | 126 Paul, Chan |
| 30 | 37 | 14.44 | 2.5623 | 18.8331 | 31.39 | 72 Swarts SO, Essie |
| 31 | 6 | 15.62 | 0.3841 | 2.8233 | 4.71 | 109 Van der Merwe, Hennie |
| 32 | 0 | 0.00 | 0.0000 | 0.0000 | 0.00 | 150 Willis, Edward |
| 33 | 0 | 0.00 | 0.0000 | 0.0000 | 0.00 | 115 Da Silva, Craig |
| 34 | 0 | 0.00 | 0.0000 | 0.0000 | 0.00 | 101 Visser, Neil (RO) |
| 35 | 0 | 0.00 | 0.0000 | 0.0000 | 0.00 | 140 Robertson, Brandon |
| 36 | 0 | 0.00 | 0.0000 | 0.0000 | 0.00 | 18 Richardson, Llewellyn |

PRODUCTION OPTICS -- Overall Stage Results

NGPSA HG L#3 - 28-29 March 2026 hosted by MUSC

Printed March 30, 2026 at 13:48



Stage 9 -- Stage 8

| | PTS | TIME | HIT FACTOR | STAGE POINTS | STAGE PERCENT | COMPETITOR # Name |
|----|-----|-------|---------------|-----------------|------------------|---------------------------------|
| 1 | 60 | 7.13 | 8.4151 | 60.0000 | 100.00 | 14 Siebrits, Hilfred |
| 2 | 56 | 7.05 | 7.9433 | 56.6355 | 94.39 | 12 Taylor, Neil |
| 3 | 54 | 7.58 | 7.1240 | 50.7942 | 84.66 | 48 Julius, Corbin |
| 4 | 58 | 8.47 | 6.8477 | 48.8241 | 81.37 | 20 Combrink, Herman |
| 5 | 58 | 8.70 | 6.6667 | 47.5333 | 79.22 | 33 Pretorius, Tinus |
| 6 | 58 | 9.18 | 6.3181 | 45.0479 | 75.08 | 2 Venter, Dirk |
| 7 | 60 | 9.78 | 6.1350 | 43.7423 | 72.90 | 99 Badenhorst, Chris |
| 8 | 56 | 9.23 | 6.0672 | 43.2589 | 72.10 | 156 Snyman, Rudolf |
| 9 | 56 | 9.47 | 5.9134 | 42.1626 | 70.27 | 5 Goosen, Clifford |
| 10 | 58 | 10.06 | 5.7654 | 41.1074 | 68.51 | 47 Van heerden, Adrian |
| 11 | 48 | 8.37 | 5.7348 | 40.8889 | 68.15 | 116 Goosen RO, PJ |
| 12 | 58 | 10.18 | 5.6974 | 40.6228 | 67.70 | 55 Dreyer, Landri |
| 13 | 58 | 10.31 | 5.6256 | 40.1106 | 66.85 | 125 Engelbrecht, Ernst |
| 14 | 54 | 9.80 | 5.5102 | 39.2878 | 65.48 | 36 Sefolo, Olebile |
| 15 | 50 | 9.10 | 5.4945 | 39.1758 | 65.29 | 105 Bahre, Heinrich |
| 16 | 56 | 10.53 | 5.3181 | 37.9183 | 63.20 | 127 Zhang, Dan |
| 17 | 48 | 9.57 | 5.0157 | 35.7618 | 59.60 | 34 Joffe, Julian |
| 18 | 50 | 9.98 | 5.0100 | 35.7214 | 59.54 | 46 Basson, Deon |
| 19 | 56 | 11.50 | 4.8696 | 34.7200 | 57.87 | 1 BOSHOFF, Marelize |
| 20 | 46 | 9.50 | 4.8421 | 34.5242 | 57.54 | 119 Whittaker, David |
| 21 | 54 | 11.50 | 4.6957 | 33.4800 | 55.80 | 40 Janse van Rensburg, Johan RO |
| 22 | 54 | 11.53 | 4.6834 | 33.3929 | 55.65 | 17 Siebrits, Liz |
| 23 | 54 | 11.65 | 4.6352 | 33.0489 | 55.08 | 142 Carr, Phillip |
| 24 | 60 | 12.96 | 4.6296 | 33.0093 | 55.02 | 43 Krugell, Wimpie |
| 25 | 30 | 6.51 | 4.6083 | 32.8571 | 54.76 | 54 Dreyer, Andrian |
| 26 | 50 | 10.99 | 4.5496 | 32.4386 | 54.06 | 45 Strydom, Tertius |
| 27 | 52 | 11.48 | 4.5296 | 32.2962 | 53.83 | 61 de Kock, Jacques |
| 28 | 48 | 10.68 | 4.4944 | 32.0449 | 53.41 | 123 McDonald, Martina |
| 29 | 54 | 12.07 | 4.4739 | 31.8989 | 53.16 | 143 Page (Nita), Janita |
| 30 | 48 | 10.85 | 4.4240 | 31.5429 | 52.57 | 27 Struwig, Alicia |
| 31 | 58 | 13.21 | 4.3906 | 31.3051 | 52.18 | 76 Bester, Etienne |
| 32 | 56 | 12.86 | 4.3546 | 31.0482 | 51.75 | 110 Smith, Sheldon |
| 33 | 52 | 12.43 | 4.1834 | 29.8278 | 49.71 | 85 Taute, Hannes |
| 34 | 52 | 12.48 | 4.1667 | 29.7083 | 49.51 | 41 Kok (Snr), Onnie |
| 35 | 39 | 10.42 | 3.7428 | 26.6862 | 44.48 | 94 Hesselman, Nico |
| 36 | 39 | 10.53 | 3.7037 | 26.4074 | 44.01 | 71 Rampershad, Nilan |
| 37 | 24 | 7.15 | 3.3566 | 23.9329 | 39.89 | 108 De Gouveia, Roberto |
| 38 | 39 | 12.17 | 3.2046 | 22.8488 | 38.08 | 134 Thomas, Storm |
| 39 | 52 | 24.67 | 2.1078 | 15.0288 | 25.05 | 148 Marks, Ruben |
| 40 | 31 | 17.21 | 1.8013 | 12.8431 | 21.41 | 141 Brandt, Carl |
| 41 | 7 | 7.00 | 1.0000 | 7.1300 | 11.88 | 118 Rauch, Rudi |
| 42 | 0 | 0.00 | 0.0000 | 0.0000 | 0.00 | 88 Muller, Madeline |

PRODUCTION OPTICS -- Overall Stage Results

NGPSA HG L#3 - 28-29 March 2026 hosted by MUSC

Printed March 30, 2026 at 13:48



Stage 9 -- Stage 8

| | PTS | TIME | HIT FACTOR | STAGE POINTS | STAGE PERCENT | COMPETITOR # Name |
|----|------------|-------------|-----------------------|-------------------------|--------------------------|------------------------------|
| 43 | 0 | 0.00 | 0.0000 | 0.0000 | 0.00 | 90 Stockbridge, Austen |
| 44 | 0 | 0.00 | 0.0000 | 0.0000 | 0.00 | 153 Rooney, Clinton |

CLASSIC -- Overall Stage Results

NGPSA HG L#3 - 28-29 March 2026 hosted by MUSC

Printed March 30, 2026 at 13:48



Stage 9 -- Stage 8

| | PTS | TIME | HIT FACTOR | STAGE POINTS | STAGE PERCENT | COMPETITOR # Name |
|----|------------|-------------|-----------------------|-------------------------|--------------------------|-------------------------------|
| 1 | 54 | 9.45 | 5.7143 | 60.0000 | 100.00 | 25 Van Rooyen, Joe |
| 2 | 54 | 9.55 | 5.6545 | 59.3717 | 98.95 | 107 Bouwer, Pieter |
| 3 | 58 | 10.28 | 5.6420 | 59.2412 | 98.74 | 77 Wessels, Albert |
| 4 | 54 | 9.68 | 5.5785 | 58.5744 | 97.62 | 84 Wheeler, Johan |
| 5 | 50 | 9.38 | 5.3305 | 55.9701 | 93.28 | 158 Rosslee, Billy MD 2 |
| 6 | 54 | 12.96 | 4.1667 | 43.7500 | 72.92 | 128 Rennie, Craig |
| 7 | 43 | 10.54 | 4.0797 | 42.8368 | 71.39 | 78 Jansen van Vuuren, Abraham |
| 8 | 52 | 12.76 | 4.0752 | 42.7900 | 71.32 | 50 Carelse RO, Johan |
| 9 | 50 | 13.97 | 3.5791 | 37.5805 | 62.63 | 149 Hammond, Mark |
| 10 | 57 | 32.67 | 1.7447 | 18.3196 | 30.53 | 57 Plein RO, Aubrey |
| 11 | 0 | 0.00 | 0.0000 | 0.0000 | 0.00 | 91 Schoeman, Jurgens |

OPTICS -- Overall Stage Results

NGPSA HG L#3 - 28-29 March 2026 hosted by MUSC

Printed March 30, 2026 at 13:48



Stage 9 -- Stage 8

| | PTS | TIME | HIT FACTOR | STAGE POINTS | STAGE PERCENT | COMPETITOR # Name |
|----|-----|-------|---------------|-----------------|------------------|----------------------------|
| 1 | 56 | 6.59 | 8.4977 | 60.0000 | 100.00 | 146 Hartdegen, Heinke |
| 2 | 58 | 7.57 | 7.6618 | 54.0979 | 90.16 | 75 van der Walt, Dirk |
| 3 | 52 | 7.36 | 7.0652 | 49.8855 | 83.14 | 103 Chang, Peter |
| 4 | 56 | 7.99 | 7.0088 | 49.4869 | 82.48 | 59 Harmse TRO, Wikus |
| 5 | 52 | 7.68 | 6.7708 | 47.8069 | 79.68 | 145 Page, Jorncy |
| 6 | 54 | 8.16 | 6.6176 | 46.7253 | 77.88 | 74 Jansen, Michael |
| 7 | 56 | 8.48 | 6.6038 | 46.6274 | 77.71 | 82 Robertson, Wyn |
| 8 | 54 | 8.77 | 6.1574 | 43.4753 | 72.46 | 151 Alberts, Jacques |
| 9 | 50 | 8.88 | 5.6306 | 39.7563 | 66.26 | 122 McDonald, Kyle |
| 10 | 52 | 9.43 | 5.5143 | 38.9350 | 64.89 | 102 Welgemoed, Miekie |
| 11 | 56 | 10.19 | 5.4956 | 38.8027 | 64.67 | 69 Vorster, Gordon |
| 12 | 43 | 8.34 | 5.1559 | 36.4042 | 60.67 | 51 Koch, Brendon |
| 13 | 56 | 10.96 | 5.1095 | 36.0766 | 60.13 | 28 Ellerbeck, Ryan |
| 14 | 52 | 10.19 | 5.1030 | 36.0311 | 60.05 | 154 Schmitz, Herbert |
| 15 | 56 | 11.03 | 5.0771 | 35.8477 | 59.75 | 3 Oelofse, Hennie |
| 16 | 50 | 9.95 | 5.0251 | 35.4810 | 59.13 | 63 Du Preez, Ray |
| 17 | 52 | 11.19 | 4.6470 | 32.8112 | 54.69 | 155 Ahmed, Fayyaadh |
| 18 | 54 | 11.98 | 4.5075 | 31.8263 | 53.04 | 70 Dreyer, Bertus (RO&Shoo |
| 19 | 52 | 11.60 | 4.4828 | 31.6515 | 52.75 | 130 Resca, Tazio |
| 20 | 58 | 14.87 | 3.9005 | 27.5401 | 45.90 | 104 Siebrits, Gerhard |
| 21 | 33 | 8.66 | 3.8106 | 26.9057 | 44.84 | 86 Hanekom, Shaun |
| 22 | 56 | 15.27 | 3.6673 | 25.8939 | 43.16 | 62 Meintjes, Hannes RO |
| 23 | 41 | 11.63 | 3.5254 | 24.8916 | 41.49 | 68 Du Plessis TRO, Riaan |
| 24 | 20 | 8.64 | 2.3148 | 16.3442 | 27.24 | 9 GRAY, Johan |
| 25 | 33 | 14.34 | 2.3013 | 16.2485 | 27.08 | 73 Risk, Raymond |
| 26 | 31 | 16.72 | 1.8541 | 13.0910 | 21.82 | 13 Marian, Leslie Deon |
| 27 | 0 | 0.00 | 0.0000 | 0.0000 | 0.00 | 132 Ross, Guido RO |
| 28 | 0 | 0.00 | 0.0000 | 0.0000 | 0.00 | 157 Crichton RM, Ray |
| 29 | 0 | 0.00 | 0.0000 | 0.0000 | 0.00 | 10 Van der Merwe, Thëo RO |
| 30 | 0 | 0.00 | 0.0000 | 0.0000 | 0.00 | 64 Du Preez, Jean |

OPEN -- Overall Stage Results

NGPSA HG L#3 - 28-29 March 2026 hosted by MUSC


Printed March 30, 2026 at 13:48



Stage 10 -- Stage 9

| | PTS | TIME | HIT FACTOR | STAGE POINTS | STAGE PERCENT | COMPETITOR # Name |
|----|------------|-------------|-----------------------|-------------------------|--------------------------|------------------------------|
| 1 | 44 | 7.32 | 6.0109 | 45.0000 | 100.00 | 92 Montgomery, Thomas RO |
| 2 | 44 | 7.34 | 5.9946 | 44.8774 | 99.73 | 24 Cachia, Grant |
| 3 | 42 | 7.02 | 5.9829 | 44.7902 | 99.53 | 138 Jacobs, Jan Harm |
| 4 | 45 | 8.06 | 5.5831 | 41.7973 | 92.88 | 37 Cilliers RO, Marchant |
| 5 | 45 | 8.48 | 5.3066 | 39.7272 | 88.28 | 95 MacLeod, Tyrone |
| 6 | 39 | 7.54 | 5.1724 | 38.7226 | 86.05 | 137 Henstock, Brad |
| 7 | 44 | 8.91 | 4.9383 | 36.9697 | 82.15 | 93 Montgomery, Hubert |
| 8 | 43 | 8.94 | 4.8098 | 36.0082 | 80.02 | 144 Zama, Wanda |
| 9 | 43 | 9.61 | 4.4745 | 33.4978 | 74.44 | 6 Meintjes, Louw |
| 10 | 44 | 10.96 | 4.0146 | 30.0547 | 66.79 | 8 Meintjes, Genevieve |
| 11 | 45 | 11.37 | 3.9578 | 29.6294 | 65.84 | 42 van Leeuwen RO, Mike |
| 12 | 42 | 11.57 | 3.6301 | 27.1761 | 60.39 | 98 Eales, Richard |
| 13 | 42 | 12.83 | 3.2736 | 24.5072 | 54.46 | 66 Brummer, Marie |
| 14 | 40 | 14.54 | 2.7510 | 20.5952 | 45.77 | 87 Badenhorst, Theo |
| 15 | 27 | 21.54 | 1.2535 | 9.3840 | 20.85 | 111 Hecht, Mariette |


STANDARD -- Overall Stage Results
NGPSA HG L#3 - 28-29 March 2026 hosted by MUSC
 Printed March 30, 2026 at 13:48



Stage 10 -- Stage 9

| | PTS | TIME | HIT FACTOR | STAGE POINTS | STAGE PERCENT | COMPETITOR # Name |
|----|------------|-------------|-----------------------|-------------------------|--------------------------|------------------------------|
| 1 | 43 | 8.09 | 5.3152 | 45.0000 | 100.00 | 117 van der Bank, Ian |
| 2 | 45 | 10.46 | 4.3021 | 36.4228 | 80.94 | 4 Beneke, Ruan |
| 3 | 43 | 10.27 | 4.1870 | 35.4479 | 78.77 | 147 Marks, Lionel |
| 4 | 43 | 11.43 | 3.7620 | 31.8504 | 70.78 | 19 Papadopoulos, Philip |
| 5 | 41 | 10.97 | 3.7375 | 31.6424 | 70.32 | 53 Dauth, Jacobus |
| 6 | 44 | 11.80 | 3.7288 | 31.5692 | 70.15 | 133 Thomas, Darren |
| 7 | 44 | 13.10 | 3.3588 | 28.4364 | 63.19 | 29 Du Plooy, Eurika |
| 8 | 43 | 12.98 | 3.3128 | 28.0470 | 62.33 | 49 Visser, Marius |
| 9 | 43 | 13.41 | 3.2066 | 27.1477 | 60.33 | 96 Barnard, Pieter |
| 10 | 43 | 13.77 | 3.1227 | 26.4379 | 58.75 | 38 Moulder, Hennie |
| 11 | 39 | 14.66 | 2.6603 | 22.5228 | 50.05 | 131 Boman, Allen |
| 12 | 43 | 16.45 | 2.6140 | 22.1307 | 49.18 | 60 Makwela, Lorraine |
| 13 | 41 | 16.45 | 2.4924 | 21.1014 | 46.89 | 52 Oxford-May, Juanita |
| 14 | 37 | 14.94 | 2.4766 | 20.9674 | 46.59 | 15 Rademeyer, Jaco Pieter RO |
| 15 | 41 | 16.65 | 2.4625 | 20.8479 | 46.33 | 22 Scholtz, Drikus (Skolla) |
| 16 | 26 | 11.15 | 2.3318 | 19.7420 | 43.87 | 39 Sefolo, Themba |
| 17 | 45 | 20.82 | 2.1614 | 18.2989 | 40.66 | 11 Labuschagne, Deon |
| 18 | 26 | 17.99 | 1.4452 | 12.2359 | 27.19 | 139 zhao, jiang |
| 19 | 0 | 0.00 | 0.0000 | 0.0000 | 0.00 | 31 Roodt, JL |

PRODUCTION -- Overall Stage Results
NGPSA HG L#3 - 28-29 March 2026 hosted by MUSC
 Printed March 30, 2026 at 13:48




Stage 10 -- Stage 9

| | PTS | TIME | HIT FACTOR | STAGE POINTS | STAGE PERCENT | COMPETITOR # Name |
|----|------------|-------------|-----------------------|-------------------------|--------------------------|------------------------------|
| 1 | 45 | 6.62 | 6.7976 | 45.0000 | 100.00 | 83 Wecke, Aeron |
| 2 | 45 | 7.04 | 6.3920 | 42.3153 | 94.03 | 135 de Villiers, Luke |
| 3 | 45 | 9.58 | 4.6973 | 31.0960 | 69.10 | 152 Plein, Noah |
| 4 | 45 | 9.89 | 4.5501 | 30.1213 | 66.94 | 35 Nieuwoudt, Nantus |
| 5 | 41 | 9.04 | 4.5354 | 30.0243 | 66.72 | 79 de Nysschen, Pieter |
| 6 | 41 | 9.88 | 4.1498 | 27.4717 | 61.05 | 26 Brown, Thomas |
| 7 | 41 | 10.33 | 3.9690 | 26.2749 | 58.39 | 56 Koekemoer, Francois |
| 8 | 43 | 10.94 | 3.9305 | 26.0201 | 57.82 | 16 Van Eck, Yolande |
| 9 | 41 | 10.71 | 3.8282 | 25.3427 | 56.32 | 97 Barnard, Leanie |
| 10 | 41 | 10.80 | 3.7963 | 25.1315 | 55.85 | 126 Paul, Chan |
| 11 | 41 | 11.14 | 3.6804 | 24.3645 | 54.14 | 58 Prinsloo RO, Joggie |
| 12 | 45 | 12.44 | 3.6174 | 23.9469 | 53.22 | 32 Brown, Karen |
| 13 | 41 | 11.74 | 3.4923 | 23.1192 | 51.38 | 120 zhang, zaimiao |
| 14 | 45 | 13.23 | 3.4014 | 22.5170 | 50.04 | 129 di Giandomenico, Eugene |
| 15 | 41 | 12.11 | 3.3856 | 22.4129 | 49.81 | 44 Kok Jnr, Onnie |
| 16 | 35 | 10.60 | 3.3019 | 21.8585 | 48.57 | 67 Meiring RO, Charl |
| 17 | 41 | 12.47 | 3.2879 | 21.7658 | 48.37 | 89 Swarts, Sean |
| 18 | 43 | 13.42 | 3.2042 | 21.2116 | 47.14 | 100 Katzke, Eugene |
| 19 | 43 | 14.82 | 2.9015 | 19.2078 | 42.68 | 65 Van Der Bank (RO), Willem |
| 20 | 43 | 14.91 | 2.8840 | 19.0919 | 42.43 | 23 Esterhuizen, Francois |
| 21 | 24 | 8.84 | 2.7149 | 17.9729 | 39.94 | 80 Phelan, Brendan |
| 22 | 41 | 16.22 | 2.5277 | 16.7337 | 37.19 | 106 Miller, Dave |
| 23 | 24 | 11.32 | 2.1201 | 14.0353 | 31.19 | 112 Putter, Lourens |
| 24 | 45 | 21.57 | 2.0862 | 13.8109 | 30.69 | 114 Van Zyl, Christo |
| 25 | 35 | 17.25 | 2.0290 | 13.4319 | 29.85 | 72 Swarts SO, Essie |
| 26 | 41 | 20.59 | 1.9913 | 13.1821 | 29.29 | 21 Louw, Johan |
| 27 | 41 | 21.69 | 1.8903 | 12.5136 | 27.81 | 121 Prinsloo, Christo |
| 28 | 43 | 24.60 | 1.7480 | 11.5715 | 25.71 | 7 Naude RO, Ansley |
| 29 | 37 | 24.40 | 1.5164 | 10.0385 | 22.31 | 109 Van der Merwe, Hennie |
| 30 | 26 | 26.66 | 0.9752 | 6.4561 | 14.35 | 113 Van niekerk, Niel |
| 31 | 3 | 13.25 | 0.2264 | 1.4989 | 3.33 | 81 Phelan, Rodney |
| 32 | 0 | 0.00 | 0.0000 | 0.0000 | 0.00 | 18 Richardson, Llewellyn |
| 33 | 0 | 0.00 | 0.0000 | 0.0000 | 0.00 | 150 Willis, Edward |
| 34 | 0 | 0.00 | 0.0000 | 0.0000 | 0.00 | 115 Da Silva, Craig |
| 35 | 0 | 0.00 | 0.0000 | 0.0000 | 0.00 | 101 Visser, Neil (RO) |
| 36 | 0 | 0.00 | 0.0000 | 0.0000 | 0.00 | 140 Robertson, Brandon |

PRODUCTION OPTICS -- Overall Stage Results

NGPSA HG L#3 - 28-29 March 2026 hosted by MUSC

Printed March 30, 2026 at 13:48



Stage 10 -- Stage 9

| | PTS | TIME | HIT FACTOR | STAGE POINTS | STAGE PERCENT | COMPETITOR # Name |
|----|-----|-------|---------------|-----------------|------------------|---------------------------------|
| 1 | 45 | 5.80 | 7.7586 | 45.0000 | 100.00 | 14 Siebrits, Hilfred |
| 2 | 45 | 6.38 | 7.0533 | 40.9091 | 90.91 | 54 Dreyer, Andrian |
| 3 | 43 | 7.18 | 5.9889 | 34.7354 | 77.19 | 5 Goosen, Clifford |
| 4 | 45 | 7.90 | 5.6962 | 33.0380 | 73.42 | 48 Julius, Corbin |
| 5 | 43 | 7.61 | 5.6505 | 32.7727 | 72.83 | 12 Taylor, Neil |
| 6 | 43 | 7.70 | 5.5844 | 32.3896 | 71.98 | 108 De Gouveia, Roberto |
| 7 | 41 | 7.95 | 5.1572 | 29.9119 | 66.47 | 105 Bahre, Heinrich |
| 8 | 39 | 7.85 | 4.9682 | 28.8153 | 64.03 | 36 Sefolo, Olebile |
| 9 | 41 | 8.37 | 4.8984 | 28.4110 | 63.14 | 116 Goosen RO, PJ |
| 10 | 45 | 9.37 | 4.8026 | 27.8549 | 61.90 | 99 Badenhorst, Chris |
| 11 | 43 | 9.02 | 4.7672 | 27.6497 | 61.44 | 46 Basson, Deon |
| 12 | 41 | 8.96 | 4.5759 | 26.5402 | 58.98 | 127 Zhang, Dan |
| 13 | 41 | 9.13 | 4.4907 | 26.0460 | 57.88 | 118 Rauch, Rudi |
| 14 | 41 | 9.32 | 4.3991 | 25.5150 | 56.70 | 40 Janse van Rensburg, Johan RO |
| 15 | 41 | 9.32 | 4.3991 | 25.5150 | 56.70 | 71 Rampershad, Nilan |
| 16 | 41 | 9.35 | 4.3850 | 25.4332 | 56.52 | 20 Combrink, Herman |
| 17 | 41 | 9.44 | 4.3432 | 25.1907 | 55.98 | 119 Whittaker, David |
| 18 | 41 | 9.55 | 4.2932 | 24.9005 | 55.33 | 43 Krugell, Wimpie |
| 19 | 41 | 9.88 | 4.1498 | 24.0688 | 53.49 | 123 McDonald, Martina |
| 20 | 43 | 10.37 | 4.1466 | 24.0501 | 53.44 | 156 Snyman, Rudolf |
| 21 | 45 | 10.94 | 4.1133 | 23.8574 | 53.02 | 110 Smith, Sheldon |
| 22 | 39 | 9.52 | 4.0966 | 23.7605 | 52.80 | 34 Joffe, Julian |
| 23 | 45 | 11.78 | 3.8200 | 22.1562 | 49.24 | 94 Hesselman, Nico |
| 24 | 45 | 11.91 | 3.7783 | 21.9144 | 48.70 | 27 Struwig, Alicia |
| 25 | 39 | 10.49 | 3.7178 | 21.5634 | 47.92 | 45 Strydom, Tertius |
| 26 | 41 | 11.33 | 3.6187 | 20.9885 | 46.64 | 17 Siebrits, Liz |
| 27 | 45 | 12.45 | 3.6145 | 20.9639 | 46.59 | 61 de Kock, Jacques |
| 28 | 41 | 11.36 | 3.6092 | 20.9331 | 46.52 | 143 Page (Nita), Janita |
| 29 | 41 | 11.50 | 3.5652 | 20.6783 | 45.95 | 47 Van heerden, Adrian |
| 30 | 35 | 10.48 | 3.3397 | 19.3702 | 43.04 | 55 Dreyer, Landri |
| 31 | 41 | 12.40 | 3.3065 | 19.1774 | 42.62 | 125 Engelbrecht, Ernst |
| 32 | 43 | 13.07 | 3.2900 | 19.0819 | 42.40 | 2 Venter, Dirk |
| 33 | 45 | 13.73 | 3.2775 | 19.0095 | 42.24 | 33 Pretorius, Tinus |
| 34 | 41 | 12.77 | 3.2106 | 18.6218 | 41.38 | 85 Taute, Hannes |
| 35 | 43 | 13.61 | 3.1594 | 18.3248 | 40.72 | 1 BOSHOFF, Marelize |
| 36 | 41 | 14.35 | 2.8571 | 16.5714 | 36.83 | 148 Marks, Ruben |
| 37 | 45 | 15.87 | 2.8355 | 16.4461 | 36.55 | 142 Carr, Phillip |
| 38 | 41 | 15.85 | 2.5868 | 15.0032 | 33.34 | 76 Bester, Etienne |
| 39 | 43 | 18.22 | 2.3600 | 13.6883 | 30.42 | 134 Thomas, Storm |
| 40 | 39 | 19.94 | 1.9559 | 11.3440 | 25.21 | 141 Brandt, Carl |
| 41 | 28 | 15.44 | 1.8135 | 10.5181 | 23.37 | 41 Kok (Snr), Onnie |
| 42 | 0 | 0.00 | 0.0000 | 0.0000 | 0.00 | 153 Rooney, Clinton |

PRODUCTION OPTICS -- Overall Stage Results

NGPSA HG L#3 - 28-29 March 2026 hosted by MUSC

Printed March 30, 2026 at 13:48



Stage 10 -- Stage 9

| | PTS | TIME | HIT FACTOR | STAGE POINTS | STAGE PERCENT | COMPETITOR # Name |
|----|------------|-------------|-----------------------|-------------------------|--------------------------|------------------------------|
| 43 | 0 | 0.00 | 0.0000 | 0.0000 | 0.00 | 88 Muller, Madeline |
| 44 | 0 | 0.00 | 0.0000 | 0.0000 | 0.00 | 90 Stockbridge, Austen |

CLASSIC -- Overall Stage Results
NGPSA HG L#3 - 28-29 March 2026 hosted by MUSC
 Printed March 30, 2026 at 13:48



Stage 10 -- Stage 9

| | PTS | TIME | HIT FACTOR | STAGE POINTS | STAGE PERCENT | COMPETITOR # Name |
|----|------------|-------------|-----------------------|-------------------------|--------------------------|-------------------------------|
| 1 | 45 | 9.01 | 4.9945 | 45.0000 | 100.00 | 77 Wessels, Albert |
| 2 | 35 | 8.85 | 3.9548 | 35.6328 | 79.18 | 25 Van Rooyen, Joe |
| 3 | 41 | 12.08 | 3.3940 | 30.5803 | 67.96 | 128 Rennie, Craig |
| 4 | 41 | 12.38 | 3.3118 | 29.8393 | 66.31 | 84 Wheeler, Johan |
| 5 | 30 | 9.76 | 3.0738 | 27.6947 | 61.54 | 158 Rosslee, Billy MD 2 |
| 6 | 44 | 15.57 | 2.8259 | 25.4618 | 56.58 | 57 Plein RO, Aubrey |
| 7 | 45 | 17.34 | 2.5952 | 23.3824 | 51.96 | 107 Bouwer, Pieter |
| 8 | 45 | 17.67 | 2.5467 | 22.9457 | 50.99 | 78 Jansen van Vuuren, Abraham |
| 9 | 41 | 17.51 | 2.3415 | 21.0971 | 46.88 | 50 Carelse RO, Johan |
| 10 | 30 | 19.02 | 1.5773 | 14.2114 | 31.58 | 149 Hammond, Mark |
| 11 | 0 | 0.00 | 0.0000 | 0.0000 | 0.00 | 91 Schoeman, Jurgens |

OPTICS -- Overall Stage Results

NGPSA HG L#3 - 28-29 March 2026 hosted by MUSC

Printed March 30, 2026 at 13:48



Stage 10 -- Stage 9

| | PTS | TIME | HIT FACTOR | STAGE POINTS | STAGE PERCENT | COMPETITOR # Name |
|----|-----|-------|---------------|-----------------|------------------|----------------------------|
| 1 | 43 | 7.59 | 5.6653 | 45.0000 | 100.00 | 151 Alberts, Jacques |
| 2 | 45 | 8.07 | 5.5762 | 44.2920 | 98.43 | 103 Chang, Peter |
| 3 | 43 | 8.99 | 4.7831 | 37.9922 | 84.43 | 146 Hartdegen, Heinke |
| 4 | 41 | 8.79 | 4.6644 | 37.0494 | 82.33 | 3 Oelofse, Hennie |
| 5 | 43 | 9.43 | 4.5599 | 36.2195 | 80.49 | 74 Jansen, Michael |
| 6 | 43 | 9.46 | 4.5455 | 36.1047 | 80.23 | 75 van der Walt, Dirk |
| 7 | 45 | 10.16 | 4.4291 | 35.1807 | 78.18 | 69 Vorster, Gordon |
| 8 | 39 | 9.18 | 4.2484 | 33.7449 | 74.99 | 145 Page, Jorncy |
| 9 | 43 | 10.28 | 4.1829 | 33.2247 | 73.83 | 68 Du Plessis TRO, Riaan |
| 10 | 43 | 10.34 | 4.1586 | 33.0319 | 73.40 | 86 Hanekom, Shaun |
| 11 | 45 | 11.14 | 4.0395 | 32.0858 | 71.30 | 9 GRAY, Johan |
| 12 | 45 | 11.22 | 4.0107 | 31.8570 | 70.79 | 102 Welgemoed, Miekie |
| 13 | 43 | 10.74 | 4.0037 | 31.8017 | 70.67 | 51 Koch, Brendon |
| 14 | 41 | 10.29 | 3.9845 | 31.6486 | 70.33 | 63 Du Preez, Ray |
| 15 | 43 | 10.80 | 3.9815 | 31.6250 | 70.28 | 28 Ellerbeck, Ryan |
| 16 | 45 | 13.33 | 3.3758 | 26.8144 | 59.59 | 130 Resca, Tazio |
| 17 | 28 | 8.57 | 3.2672 | 25.9515 | 57.67 | 122 McDonald, Kyle |
| 18 | 43 | 13.92 | 3.0891 | 24.5366 | 54.53 | 154 Schmitz, Herbert |
| 19 | 45 | 14.89 | 3.0222 | 24.0051 | 53.34 | 82 Robertson, Wyn |
| 20 | 41 | 13.61 | 3.0125 | 23.9283 | 53.17 | 59 Harmse TRO, Wikus |
| 21 | 43 | 14.51 | 2.9635 | 23.5389 | 52.31 | 62 Meintjes, Hannes RO |
| 22 | 43 | 14.64 | 2.9372 | 23.3299 | 51.84 | 104 Siebrits, Gerhard |
| 23 | 41 | 14.05 | 2.9181 | 23.1789 | 51.51 | 155 Ahmed, Fayyaadh |
| 24 | 45 | 17.08 | 2.6347 | 20.9272 | 46.50 | 70 Dreyer, Bertus (RO&Shoo |
| 25 | 41 | 19.17 | 2.1388 | 16.9882 | 37.75 | 13 Marian, Leslie Deon |
| 26 | 43 | 25.42 | 1.6916 | 13.4363 | 29.86 | 73 Risk, Raymond |
| 27 | 0 | 0.00 | 0.0000 | 0.0000 | 0.00 | 157 Crichton RM, Ray |
| 28 | 0 | 0.00 | 0.0000 | 0.0000 | 0.00 | 64 Du Preez, Jean |
| 29 | 0 | 0.00 | 0.0000 | 0.0000 | 0.00 | 10 Van der Merwe, Thëo RO |
| 30 | 0 | 0.00 | 0.0000 | 0.0000 | 0.00 | 132 Ross, Guido RO |



Disqualified Shooters

| <u>No.</u> | <u>Division</u> | <u>Name</u> |
|------------|-------------------|----------------|
| 124 | Optics | Van Gass, Leon |
| 1 | Disqualifications | |
| 136 | Production Optics | class, larry |
| 1 | Disqualifications | |
| 30 | Standard | Roos, Riaan |
| 1 | Disqualifications | |