


PCC OPTIC -- Overall Stage Results
NGPSA HG + PCC L#3 - 28-29 March 2026 hosted by MU
 Printed March 30, 2026 at 12:34



Stage 1 -- Stage 1

	PTS	TIME	HIT FACTOR	STAGE POINTS	STAGE PERCENT	COMPETITOR # Name
1	148	15.24	9.7113	160.0000	100.00	16 Dreyer, Andrian
2	156	16.09	9.6955	159.7393	99.84	12 Stead. (RO), Dion
3	160	17.61	9.0857	149.6938	93.56	3 Taylor, Neil (RO)
4	146	16.39	8.9079	146.7632	91.73	6 du Plessis, Jonathan
5	154	17.30	8.9017	146.6621	91.66	9 Janse van Rensburg, Johan RO
6	144	17.32	8.3141	136.9802	85.61	29 Harper, Steve
7	154	18.57	8.2929	136.6319	85.39	28 Wecke PCC, Aeron
8	158	19.39	8.1485	134.2525	83.91	2 Venter RO, Dirk
9	154	19.90	7.7387	127.5002	79.69	31 Viljoen, Eugene
10	140	18.45	7.5881	125.0187	78.14	8 Wilding, Alex
11	150	19.98	7.5075	123.6913	77.31	18 Kruger, Chris
12	150	20.21	7.4221	122.2836	76.43	25 Spencer, Terry RO
13	141	19.53	7.2197	118.9488	74.34	13 Pietersen, Francko
14	146	20.26	7.2063	118.7290	74.21	40 Goddard, Neale
15	158	22.34	7.0725	116.5245	72.83	42 Stevenson, Irving
16	140	20.09	6.9686	114.8131	71.76	37 Manser, Riaan
17	146	21.87	6.6758	109.9885	68.74	19 Prinsloo RO, Joggie
18	146	22.95	6.3617	104.8126	65.51	1 Boshoff RO, Marelize
19	148	23.27	6.3601	104.7873	65.49	30 Viljoen, Anshen
20	158	24.85	6.3581	104.7548	65.47	7 du Plessis, Lorraine
21	138	22.18	6.2218	102.5087	64.07	32 Eicker, Albert
22	152	24.74	6.1439	101.2248	63.27	43 Stevenson, Andrea
23	156	25.72	6.0653	99.9302	62.46	17 Dreyer, Landri
24	122	20.23	6.0306	99.3590	62.10	23 Brummer, Marie
25	142	24.50	5.7959	95.4917	59.68	10 Wilding, Mandy
26	146	25.35	5.7594	94.8895	59.31	36 van Zyl, Magdaleen
27	156	27.97	5.5774	91.8915	57.43	5 Rossouw, Chantelle
28	158	28.85	5.4766	90.2307	56.39	34 Hecht, Otto
29	152	27.81	5.4657	90.0504	56.28	21 Harmse, Wikus
30	136	28.05	4.8485	79.8821	49.93	27 Pietersen, Marna
31	154	31.99	4.8140	79.3140	49.57	35 Van Zyl, Christo
32	110	31.17	3.5290	58.1432	36.34	33 Dreyer, Bertus (PCC)
33	156	49.49	3.1522	51.9338	32.46	11 Bowring RM, Colin


PCC IRON -- Overall Stage Results
NGPSA HG + PCC L#3 - 28-29 March 2026 hosted by MU
 Printed March 30, 2026 at 12:34



Stage 1 -- Stage 1

	PTS	TIME	HIT FACTOR	STAGE POINTS	STAGE PERCENT	COMPETITOR # Name
1	158	15.51	10.1870	160.0000	100.00	24 Galetti, Enrico Giovanni
2	154	18.01	8.5508	134.3018	83.94	39 van Wyk, Fudge
3	120	14.42	8.3218	130.7045	81.69	38 van der Bank, Ian
4	148	20.63	7.1740	112.6775	70.42	15 Meiring RO, Wouter
5	156	22.75	6.8571	107.7005	67.31	44 Anderson, Sean
6	146	26.15	5.5832	87.6912	54.81	20 Celliers, JJ
7	148	28.83	5.1335	80.6291	50.39	26 Phelan, Rodney
8	154	31.82	4.8397	76.0143	47.51	14 de Meillon, Jean-Pierre
9	126	30.03	4.1958	65.9007	41.19	41 Pretorius, Wynand

PCC OPTIC -- Overall Stage Results
NGPSA HG + PCC L#3 - 28-29 March 2026 hosted by MU
 Printed March 30, 2026 at 12:34



Stage 2 -- Stage 2

	PTS	TIME	HIT FACTOR	STAGE POINTS	STAGE PERCENT	COMPETITOR # Name	
	1	104	11.81	8.8061	110.0000	100.00	28 Wecke PCC, Aeron
	2	106	12.23	8.6672	108.2651	98.42	16 Dreyer, Andrian
	3	108	12.58	8.5851	107.2389	97.49	3 Taylor, Neil (RO)
	4	98	11.51	8.5143	106.3555	96.69	42 Stevenson, Irving
	5	96	12.33	7.7859	97.2562	88.41	9 Janse van Rensburg, Johan RO
	6	102	13.17	7.7449	96.7439	87.95	37 Manser, Riaan
	7	104	13.44	7.7381	96.6592	87.87	40 Goddard, Neale
	8	90	11.89	7.5694	94.5518	85.96	29 Harper, Steve
	9	96	13.19	7.2782	90.9150	82.65	2 Venter RO, Dirk
	10	102	14.05	7.2598	90.6845	82.44	6 du Plessis, Jonathan
	11	98	13.57	7.2218	90.2102	82.01	25 Spencer, Terry RO
	12	96	13.31	7.2126	90.0954	81.90	13 Pietersen, Francko
	13	86	12.47	6.8966	86.1472	78.32	18 Kruger, Chris
	14	90	13.12	6.8598	85.6876	77.90	8 Wilding, Alex
	15	108	16.15	6.6873	83.5335	75.94	31 Viljoen, Eugene
	16	108	17.02	6.3455	79.2635	72.06	19 Prinsloo RO, Joggie
	17	96	15.67	6.1264	76.5264	69.57	30 Viljoen, Anschen
	18	100	16.71	5.9844	74.7537	67.96	32 Eicker, Albert
	19	94	16.58	5.6695	70.8195	64.38	17 Dreyer, Landri
	20	108	19.05	5.6693	70.8171	64.38	5 Rossouw, Chantelle
	21	90	16.33	5.5113	68.8439	62.59	23 Brummer, Marie
	22	98	18.65	5.2547	65.6382	59.67	35 Van Zyl, Christo
	23	108	20.73	5.2098	65.0779	59.16	43 Stevenson, Andrea
	24	100	19.33	5.1733	64.6216	58.75	7 du Plessis, Lorraine
	25	98	19.02	5.1525	64.3613	58.51	10 Wilding, Mandy
	26	94	18.29	5.1394	64.1983	58.36	21 Harmse, Wikus
	27	100	19.48	5.1335	64.1240	58.29	36 van Zyl, Magdaleen
	28	94	18.45	5.0949	63.6416	57.86	33 Dreyer, Bertus (PCC)
	29	85	19.56	4.3456	54.2824	49.35	34 Hecht, Otto
	30	98	23.74	4.1281	51.5650	46.88	1 Boshoff RO, Marelize
	31	89	23.29	3.8214	47.7342	43.39	12 Stead. (RO), Dion
	32	96	25.23	3.8050	47.5295	43.21	27 Pietersen, Marna
	33	98	27.84	3.5201	43.9710	39.97	11 Bowring RM, Colin


PCC IRON -- Overall Stage Results
NGPSA HG + PCC L#3 - 28-29 March 2026 hosted by MU
 Printed March 30, 2026 at 12:34



Stage 2 -- Stage 2

	PTS	TIME	HIT FACTOR	STAGE POINTS	STAGE PERCENT	COMPETITOR # Name
1	98	10.64	9.2105	110.0000	100.00	38 van der Bank, Ian
2	104	13.58	7.6583	91.4622	83.15	39 van Wyk, Fudge
3	96	13.29	7.2235	86.2689	78.43	24 Galetti, Enrico Giovanni
4	88	12.90	6.8217	81.4707	74.06	15 Meiring RO, Wouter
5	85	14.95	5.6856	67.9025	61.73	20 Celliers, JJ
6	92	16.38	5.6166	67.0783	60.98	44 Anderson, Sean
7	102	19.53	5.2227	62.3744	56.70	26 Phelan, Rodney
8	108	24.66	4.3796	52.3045	47.55	14 de Meillon, Jean-Pierre
9	50	13.14	3.8052	45.4447	41.31	41 Pretorius, Wynand

PCC OPTIC -- Overall Stage Results
NGPSA HG + PCC L#3 - 28-29 March 2026 hosted by MU
 Printed March 30, 2026 at 12:34



Stage 3 -- Stage 3

	PTS	TIME	HIT FACTOR	STAGE POINTS	STAGE PERCENT	COMPETITOR # Name
1	58	8.89	6.5242	60.0000	100.00	3 Taylor, Neil (RO)
2	54	8.94	6.0403	55.5496	92.58	16 Dreyer, Andrian
3	58	9.68	5.9917	55.1033	91.84	6 du Plessis, Jonathan
4	60	11.20	5.3571	49.2672	82.11	25 Spencer, Terry RO
5	58	11.18	5.1878	47.7102	79.52	40 Goddard, Neale
6	48	9.34	5.1392	47.2628	78.77	29 Harper, Steve
7	54	10.53	5.1282	47.1618	78.60	28 Wecke PCC, Aeron
8	52	10.28	5.0584	46.5195	77.53	42 Stevenson, Irving
9	54	11.31	4.7745	43.9093	73.18	37 Manser, Riaan
10	56	12.27	4.5640	41.9729	69.95	19 Prinsloo RO, Joggie
11	58	13.22	4.3873	40.3480	67.25	8 Wilding, Alex
12	50	11.49	4.3516	40.0198	66.70	13 Pietersen, Francko
13	58	13.39	4.3316	39.8357	66.39	12 Stead. (RO), Dion
14	56	13.24	4.2296	38.8978	64.83	23 Brummer, Marie
15	58	13.77	4.2121	38.7364	64.56	5 Rossouw, Chantelle
16	60	14.76	4.0650	37.3844	62.31	43 Stevenson, Andrea
17	50	12.33	4.0552	37.2934	62.16	18 Kruger, Chris
18	54	13.49	4.0030	36.8135	61.36	2 Venter RO, Dirk
19	56	14.44	3.8781	35.6653	59.44	35 Van Zyl, Christo
20	52	13.64	3.8123	35.0602	58.43	33 Dreyer, Bertus (PCC)
21	54	14.42	3.7448	34.4392	57.40	32 Eicker, Albert
22	52	14.19	3.6646	33.7012	56.17	1 Boshoff RO, Marelize
23	60	16.93	3.5440	32.5926	54.32	7 du Plessis, Lorraine
24	52	15.32	3.3943	31.2154	52.03	30 Viljoen, Anschen
25	54	16.92	3.1915	29.3507	48.92	17 Dreyer, Landri
26	50	15.71	3.1827	29.2697	48.78	27 Pietersen, Marna
27	37	11.70	3.1624	29.0831	48.47	9 Janse van Rensburg, Johan RO
28	58	18.86	3.0753	28.2821	47.14	21 Harmse, Wikus
29	44	14.38	3.0598	28.1397	46.90	36 van Zyl, Magdaleen
30	50	18.25	2.7397	25.1960	41.99	10 Wilding, Mandy
31	43	16.01	2.6858	24.7003	41.17	34 Hecht, Otto
32	30	12.91	2.3238	21.3708	35.62	31 Viljoen, Eugene
33	56	27.02	2.0725	19.0602	31.77	11 Bowring RM, Colin


PCC IRON -- Overall Stage Results
NGPSA HG + PCC L#3 - 28-29 March 2026 hosted by MU
 Printed March 30, 2026 at 12:34



Stage 3 -- Stage 3

	PTS	TIME	HIT FACTOR	STAGE POINTS	STAGE PERCENT	COMPETITOR # Name
1	54	11.89	4.5416	60.0000	100.00	24 Galetti, Enrico Giovanni
2	60	14.50	4.1379	54.6667	91.11	20 Celliers, JJ
3	52	13.23	3.9305	51.9258	86.54	39 van Wyk, Fudge
4	52	16.21	3.2079	42.3799	70.63	26 Phelan, Rodney
5	54	17.12	3.1542	41.6706	69.45	44 Anderson, Sean
6	42	13.53	3.1042	41.0101	68.35	15 Meiring RO, Wouter
7	46	15.88	2.8967	38.2690	63.78	41 Pretorius, Wynand
8	58	20.95	2.7685	36.5749	60.96	14 de Meillon, Jean-Pierre
9	28	11.63	2.4076	31.8066	53.01	38 van der Bank, Ian

PCC OPTIC -- Overall Stage Results
NGPSA HG + PCC L#3 - 28-29 March 2026 hosted by MU
 Printed March 30, 2026 at 12:34



Stage 5 -- Stage 4b PCC

	PTS	TIME	HIT FACTOR	STAGE POINTS	STAGE PERCENT	COMPETITOR # Name
1	188	27.80	6.7626	200.0000	100.00	3 Taylor, Neil (RO)
2	182	28.59	6.3659	188.2670	94.13	16 Dreyer, Andrian
3	178	29.64	6.0054	177.6065	88.80	6 du Plessis, Jonathan
4	173	28.88	5.9903	177.1601	88.58	28 Wecke PCC, Aeron
5	184	31.65	5.8136	171.9337	85.97	13 Pietersen, Francko
6	192	34.01	5.6454	166.9597	83.48	40 Goddard, Neale
7	174	31.20	5.5769	164.9345	82.47	42 Stevenson, Irving
8	192	36.21	5.3024	156.8157	78.41	25 Spencer, Terry RO
9	182	34.93	5.2104	154.0954	77.05	37 Manser, Riaan
10	172	33.34	5.1590	152.5737	76.29	8 Wilding, Alex
11	158	30.98	5.1001	150.8317	75.42	29 Harper, Steve
12	178	36.89	4.8252	142.7014	71.35	23 Brummer, Marie
13	161	33.37	4.8247	142.6877	71.34	9 Janse van Rensburg, Johan RO
14	186	39.71	4.6840	138.5256	69.26	43 Stevenson, Andrea
15	184	41.32	4.4530	131.6966	65.85	19 Prinsloo RO, Joggie
16	182	41.55	4.3803	129.5440	64.77	1 Boshoff RO, Marelize
17	188	43.28	4.3438	128.4658	64.23	30 Viljoen, Anschen
18	188	45.16	4.1630	123.1178	61.56	7 du Plessis, Lorraine
19	159	38.85	4.0927	121.0384	60.52	32 Eicker, Albert
20	152	37.36	4.0685	120.3244	60.16	17 Dreyer, Landri
21	170	41.97	4.0505	119.7917	59.90	36 van Zyl, Magdaleen
22	167	41.27	4.0465	119.6738	59.84	34 Hecht, Otto
23	141	36.07	3.9091	115.6085	57.80	18 Kruger, Chris
24	154	41.69	3.6939	109.2460	54.62	2 Venter RO, Dirk
25	148	40.71	3.6355	107.5171	53.76	35 Van Zyl, Christo
26	173	48.19	3.5900	106.1711	53.09	12 Stead. (RO), Dion
27	168	48.48	3.4653	102.4858	51.24	10 Wilding, Mandy
28	158	51.65	3.0591	90.4698	45.23	21 Harmse, Wikus
29	172	59.68	2.8820	85.2347	42.62	27 Pietersen, Marna
30	124	45.86	2.7039	79.9659	39.98	33 Dreyer, Bertus (PCC)
31	131	49.36	2.6540	78.4898	39.24	5 Rossouw, Chantelle
32	87	37.09	2.3456	69.3712	34.69	31 Viljoen, Eugene
33	154	86.45	1.7814	52.6833	26.34	11 Bowring RM, Colin


PCC IRON -- Overall Stage Results
NGPSA HG + PCC L#3 - 28-29 March 2026 hosted by MU
 Printed March 30, 2026 at 12:34



Stage 5 -- Stage 4b PCC

	PTS	TIME	HIT FACTOR	STAGE POINTS	STAGE PERCENT	COMPETITOR # Name
1	184	26.69	6.8940	200.0000	100.00	38 van der Bank, Ian
2	157	27.15	5.7827	167.7608	83.88	24 Galetti, Enrico Giovanni
3	165	32.64	5.0551	146.6542	73.33	39 van Wyk, Fudge
4	192	41.81	4.5922	133.2238	66.61	26 Phelan, Rodney
5	174	40.91	4.2532	123.3902	61.70	41 Pretorius, Wynand
6	172	40.94	4.2013	121.8825	60.94	15 Meiring RO, Wouter
7	182	43.79	4.1562	120.5750	60.29	20 Celliers, JJ
8	188	50.43	3.7279	108.1508	54.08	44 Anderson, Sean
9	184	60.73	3.0298	87.8973	43.95	14 de Meillon, Jean-Pierre

PCC OPTIC -- Overall Stage Results
NGPSA HG + PCC L#3 - 28-29 March 2026 hosted by MU
 Printed March 30, 2026 at 12:34



Stage 6 -- Stage 5

	PTS	TIME	HIT FACTOR	STAGE POINTS	STAGE PERCENT	COMPETITOR # Name	
	1	116	11.60	10.0000	120.0000	100.00	42 Stevenson, Irving
	2	118	12.56	9.3949	112.7389	93.95	9 Janse van Rensburg, Johan RO
	3	118	13.10	9.0076	108.0916	90.08	3 Taylor, Neil (RO)
	4	118	13.18	8.9530	107.4355	89.53	8 Wilding, Alex
	5	114	12.96	8.7963	105.5556	87.96	6 du Plessis, Jonathan
	6	114	13.33	8.5521	102.6257	85.52	12 Stead. (RO), Dion
	7	118	13.93	8.4709	101.6511	84.71	2 Venter RO, Dirk
	8	118	14.38	8.2058	98.4701	82.06	29 Harper, Steve
	9	116	14.23	8.1518	97.8215	81.52	28 Wecke PCC, Aeron
	10	120	15.22	7.8844	94.6124	78.84	19 Prinsloo RO, Joggie
	11	114	14.69	7.7604	93.1246	77.60	40 Goddard, Neale
	12	106	14.17	7.4806	89.7671	74.81	23 Brummer, Marie
	13	108	14.55	7.4227	89.0722	74.23	18 Kruger, Chris
	14	118	16.40	7.1951	86.3415	71.95	13 Pietersen, Francko
	15	114	16.90	6.7456	80.9467	67.46	25 Spencer, Terry RO
	16	118	18.38	6.4200	77.0403	64.20	5 Rossouw, Chantelle
	17	120	18.80	6.3830	76.5957	63.83	43 Stevenson, Andrea
	18	120	19.09	6.2860	75.4322	62.86	35 Van Zyl, Christo
	19	120	19.33	6.2080	74.4956	62.08	36 van Zyl, Magdaleen
	20	106	17.10	6.1988	74.3860	61.99	32 Eicker, Albert
	21	101	16.39	6.1623	73.9475	61.62	31 Viljoen, Eugene
	22	116	18.84	6.1571	73.8854	61.57	30 Viljoen, Anschen
	23	116	19.39	5.9825	71.7896	59.82	17 Dreyer, Landri
	24	76	12.86	5.9098	70.9176	59.10	37 Manser, Riaan
	25	104	17.86	5.8231	69.8768	58.23	1 Boshoff RO, Marelize
	26	116	20.88	5.5556	66.6667	55.56	10 Wilding, Mandy
	27	108	20.33	5.3123	63.7482	53.12	34 Hecht, Otto
	28	120	23.28	5.1546	61.8557	51.55	7 du Plessis, Lorraine
	29	118	23.73	4.9726	59.6713	49.73	21 Harmse, Wikus
	30	116	33.37	3.4762	41.7141	34.76	11 Bowring RM, Colin
	31	101	29.18	3.4613	41.5353	34.61	27 Pietersen, Marna
	32	105	32.89	3.1925	38.3095	31.92	33 Dreyer, Bertus (PCC)
	33	28	14.93	1.8754	22.5050	18.75	16 Dreyer, Andrian


PCC IRON -- Overall Stage Results
NGPSA HG + PCC L#3 - 28-29 March 2026 hosted by MU
 Printed March 30, 2026 at 12:34



Stage 6 -- Stage 5

	PTS	TIME	HIT FACTOR	STAGE POINTS	STAGE PERCENT	COMPETITOR # Name
1	114	12.28	9.2834	120.0000	100.00	38 van der Bank, Ian
2	103	11.96	8.6120	111.3220	92.77	24 Galetti, Enrico Giovanni
3	118	14.02	8.4165	108.7950	90.66	39 van Wyk, Fudge
4	116	15.01	7.7282	99.8969	83.25	41 Pretorius, Wynand
5	118	16.19	7.2884	94.2128	78.51	20 Celliers, JJ
6	118	16.27	7.2526	93.7496	78.12	15 Meiring RO, Wouter
7	120	17.35	6.9164	89.4039	74.50	44 Anderson, Sean
8	114	17.79	6.4081	82.8331	69.03	26 Phelan, Rodney
9	120	25.07	4.7866	61.8731	51.56	14 de Meillon, Jean-Pierre

PCC OPTIC -- Overall Stage Results
NGPSA HG + PCC L#3 - 28-29 March 2026 hosted by MU
 Printed March 30, 2026 at 12:34



Stage 7 -- Stage 6

	PTS	TIME	HIT FACTOR	STAGE POINTS	STAGE PERCENT	COMPETITOR # Name
1	76	19.81	3.8364	80.0000	100.00	6 du Plessis, Jonathan
2	74	19.63	3.7697	78.6090	98.26	3 Taylor, Neil (RO)
3	78	20.72	3.7645	78.4993	98.12	42 Stevenson, Irving
4	78	21.15	3.6879	76.9033	96.13	12 Stead. (RO), Dion
5	74	20.30	3.6453	76.0145	95.02	16 Dreyer, Andrian
6	78	22.20	3.5135	73.2660	91.58	13 Pietersen, Francko
7	76	22.48	3.3808	70.4982	88.12	40 Goddard, Neale
8	68	20.45	3.3252	69.3388	86.67	28 Wecke PCC, Aeron
9	78	23.47	3.3234	69.3015	86.63	37 Manser, Riaan
10	74	22.72	3.2570	67.9179	84.90	29 Harper, Steve
11	78	24.14	3.2312	67.3780	84.22	19 Prinsloo RO, Joggie
12	68	21.16	3.2136	67.0122	83.77	18 Kruger, Chris
13	80	25.14	3.1822	66.3568	82.95	43 Stevenson, Andrea
14	70	22.08	3.1703	66.1089	82.64	8 Wilding, Alex
15	78	25.79	3.0244	63.0673	78.83	35 Van Zyl, Christo
16	70	23.16	3.0225	63.0261	78.78	2 Venter RO, Dirk
17	68	22.80	2.9825	62.1921	77.74	23 Brummer, Marie
18	72	24.36	2.9557	61.6334	77.04	31 Viljoen, Eugene
19	74	26.18	2.8266	58.9417	73.68	21 Harmse, Wikus
20	70	25.75	2.7184	56.6868	70.86	30 Viljoen, Anschen
21	68	25.29	2.6888	56.0688	70.09	17 Dreyer, Landri
22	72	28.01	2.5705	53.6019	67.00	33 Dreyer, Bertus (PCC)
23	74	29.47	2.5110	52.3615	65.45	32 Eicker, Albert
24	78	31.15	2.5040	52.2153	65.27	34 Hecht, Otto
25	68	27.37	2.4845	51.8078	64.76	1 Boshoff RO, Marelize
26	43	17.33	2.4812	51.7405	64.68	9 Janse van Rensburg, Johan RO
27	76	32.73	2.3220	48.4204	60.53	5 Rossouw, Chantelle
28	72	31.73	2.2691	47.3177	59.15	25 Spencer, Terry RO
29	66	29.67	2.2245	46.3860	57.98	7 du Plessis, Lorraine
30	72	33.07	2.1772	45.4003	56.75	10 Wilding, Mandy
31	66	32.42	2.0358	42.4514	53.06	36 van Zyl, Magdaleen
32	74	39.43	1.8767	39.1350	48.92	11 Bowring RM, Colin
33	76	43.83	1.7340	36.1579	45.20	27 Pietersen, Marna


PCC IRON -- Overall Stage Results
NGPSA HG + PCC L#3 - 28-29 March 2026 hosted by MU
 Printed March 30, 2026 at 12:34



Stage 7 -- Stage 6

	PTS	TIME	HIT FACTOR	STAGE POINTS	STAGE PERCENT	COMPETITOR # Name
1	74	17.58	4.2093	80.0000	100.00	24 Galetti, Enrico Giovanni
2	64	17.88	3.5794	68.0283	85.04	38 van der Bank, Ian
3	70	23.79	2.9424	55.9217	69.90	15 Meiring RO, Wouter
4	68	23.18	2.9336	55.7536	69.69	41 Pretorius, Wynand
5	68	23.96	2.8381	53.9386	67.42	20 Celliers, JJ
6	72	25.87	2.7831	52.8948	66.12	39 van Wyk, Fudge
7	78	29.90	2.6087	49.5793	61.97	26 Phelan, Rodney
8	72	28.17	2.5559	48.5761	60.72	44 Anderson, Sean
9	78	38.11	2.0467	38.8985	48.62	14 de Meillon, Jean-Pierre

PCC OPTIC -- Overall Stage Results
NGPSA HG + PCC L#3 - 28-29 March 2026 hosted by MU
 Printed March 30, 2026 at 12:34



Stage 8 -- Stage 7

	PTS	TIME	HIT FACTOR	STAGE POINTS	STAGE PERCENT	COMPETITOR # Name	
	1	48	7.07	6.7893	50.0000	100.00	12 Stead. (RO), Dion
	2	50	7.89	6.3371	46.6704	93.34	6 du Plessis, Jonathan
	3	50	8.05	6.2112	45.7428	91.49	3 Taylor, Neil (RO)
	4	46	7.82	5.8824	43.3211	86.64	28 Wecke PCC, Aeron
	5	48	8.50	5.6471	41.5882	83.18	2 Venter RO, Dirk
	6	46	8.25	5.5758	41.0631	82.13	42 Stevenson, Irving
	7	44	7.96	5.5276	40.7088	81.42	16 Dreyer, Andrian
	8	48	8.77	5.4732	40.3079	80.62	23 Brummer, Marie
	9	44	8.68	5.0691	37.3320	74.66	29 Harper, Steve
	10	50	9.89	5.0556	37.2325	74.46	33 Dreyer, Bertus (PCC)
	11	44	9.31	4.7261	34.8058	69.61	8 Wilding, Alex
	12	46	9.95	4.6231	34.0473	68.09	13 Pietersen, Francko
	13	42	9.12	4.6053	33.9158	67.83	25 Spencer, Terry RO
	14	40	8.75	4.5714	33.6667	67.33	40 Goddard, Neale
	15	48	10.82	4.4362	32.6710	65.34	43 Stevenson, Andrea
	16	40	9.05	4.4199	32.5506	65.10	32 Eicker, Albert
	17	46	10.50	4.3810	32.2639	64.53	19 Prinsloo RO, Joggie
	18	46	10.54	4.3643	32.1414	64.28	31 Viljoen, Eugene
	19	42	9.78	4.2945	31.6270	63.25	9 Janse van Rensburg, Johan RO
	20	50	11.65	4.2918	31.6077	63.22	21 Harmse, Wikus
	21	46	11.26	4.0853	30.0862	60.17	30 Viljoen, Anschen
	22	46	11.27	4.0816	30.0595	60.12	36 van Zyl, Magdaleen
	23	42	10.43	4.0268	29.6560	59.31	35 Van Zyl, Christo
	24	44	11.66	3.7736	27.7909	55.58	17 Dreyer, Landri
	25	50	13.81	3.6206	26.6639	53.33	7 du Plessis, Lorraine
	26	46	12.79	3.5966	26.4872	52.97	34 Hecht, Otto
	27	42	12.48	3.3654	24.7847	49.57	5 Rossouw, Chantelle
	28	46	14.23	3.2326	23.8068	47.61	11 Bowring RM, Colin
	29	29	8.98	3.2294	23.7832	47.57	1 Boshoff RO, Marelize
	30	32	10.43	3.0681	22.5951	45.19	18 Kruger, Chris
	31	46	16.00	2.8750	21.1732	42.35	27 Pietersen, Marna
	32	40	14.73	2.7155	19.9989	40.00	10 Wilding, Mandy
	33	18	8.00	2.2500	16.5703	33.14	37 Manser, Riaan


PCC IRON -- Overall Stage Results
NGPSA HG + PCC L#3 - 28-29 March 2026 hosted by MU
 Printed March 30, 2026 at 12:34



Stage 8 -- Stage 7

	PTS	TIME	HIT FACTOR	STAGE POINTS	STAGE PERCENT	COMPETITOR # Name
1	44	7.19	6.1196	50.0000	100.00	38 van der Bank, Ian
2	46	9.64	4.7718	38.9876	77.98	26 Phelan, Rodney
3	36	8.13	4.4280	36.1791	72.36	24 Galetti, Enrico Giovanni
4	42	9.72	4.3210	35.3044	70.61	15 Meiring RO, Wouter
5	44	10.81	4.0703	33.2562	66.51	39 van Wyk, Fudge
6	40	10.38	3.8536	31.4854	62.97	20 Celliers, JJ
7	46	13.87	3.3165	27.0974	54.19	44 Anderson, Sean
8	40	12.93	3.0936	25.2760	50.55	41 Pretorius, Wynand
9	46	16.12	2.8536	23.3152	46.63	14 de Meillon, Jean-Pierre

PCC OPTIC -- Overall Stage Results
NGPSA HG + PCC L#3 - 28-29 March 2026 hosted by MU
 Printed March 30, 2026 at 12:34



Stage 9 -- Stage 8

	PTS	TIME	HIT FACTOR	STAGE POINTS	STAGE PERCENT	COMPETITOR # Name	
	1	60	7.14	8.4034	60.0000	100.00	3 Taylor, Neil (RO)
	2	58	6.97	8.3214	59.4146	99.02	16 Dreyer, Andrian
	3	56	7.45	7.5168	53.6698	89.45	42 Stevenson, Irving
	4	60	8.25	7.2727	51.9273	86.55	6 du Plessis, Jonathan
	5	60	8.66	6.9284	49.4688	82.45	19 Prinsloo RO, Joggie
	6	60	9.06	6.6225	47.2848	78.81	25 Spencer, Terry RO
	7	54	8.37	6.4516	46.0645	76.77	2 Venter RO, Dirk
	8	60	9.40	6.3830	45.5745	75.96	43 Stevenson, Andrea
	9	56	8.83	6.3420	45.2820	75.47	1 Boshoff RO, Marelize
	10	58	9.17	6.3250	45.1603	75.27	33 Dreyer, Bertus (PCC)
	11	58	9.17	6.3250	45.1603	75.27	18 Kruger, Chris
	12	52	8.23	6.3183	45.1130	75.19	8 Wilding, Alex
	13	56	8.92	6.2780	44.8251	74.71	37 Manser, Riaan
	14	54	8.65	6.2428	44.5734	74.29	31 Viljoen, Eugene
	15	56	9.19	6.0936	43.5082	72.51	12 Stead. (RO), Dion
	16	58	9.56	6.0669	43.3180	72.20	9 Janse van Rensburg, Johan RO
	17	58	10.19	5.6919	40.6398	67.73	34 Hecht, Otto
	18	60	10.63	5.6444	40.3010	67.17	17 Dreyer, Landri
	19	52	9.37	5.5496	39.6243	66.04	40 Goddard, Neale
	20	58	10.66	5.4409	38.8480	64.75	13 Pietersen, Francko
	21	58	10.72	5.4104	38.6306	64.38	23 Brummer, Marie
	22	60	11.27	5.3239	38.0124	63.35	32 Eicker, Albert
	23	60	11.28	5.3191	37.9787	63.30	21 Harmse, Wikus
	24	58	11.91	4.8699	34.7708	57.95	36 van Zyl, Magdaleen
	25	41	8.71	4.7072	33.6096	56.02	28 Wecke PCC, Aeron
	26	60	12.93	4.6404	33.1323	55.22	7 du Plessis, Lorraine
	27	58	14.12	4.1076	29.3286	48.88	5 Rossouw, Chantelle
	28	60	15.45	3.8835	27.7282	46.21	11 Bowring RM, Colin
	29	28	7.94	3.5264	25.1788	41.96	29 Harper, Steve
	30	60	17.28	3.4722	24.7917	41.32	27 Pietersen, Marna
	31	37	14.14	2.6167	18.6832	31.14	10 Wilding, Mandy
	32	20	23.54	0.8496	6.0663	10.11	35 Van Zyl, Christo
	33	7	13.61	0.5143	3.6723	6.12	30 Viljoen, Anschen


PCC IRON -- Overall Stage Results
NGPSA HG + PCC L#3 - 28-29 March 2026 hosted by MU
 Printed March 30, 2026 at 12:34



Stage 9 -- Stage 8

	PTS	TIME	HIT FACTOR	STAGE POINTS	STAGE PERCENT	COMPETITOR # Name
1	56	8.03	6.9738	60.0000	100.00	38 van der Bank, Ian
2	58	8.76	6.6210	56.9643	94.94	39 van Wyk, Fudge
3	60	9.37	6.4034	55.0922	91.82	20 Celliers, JJ
4	50	7.95	6.2893	54.1105	90.18	24 Galetti, Enrico Giovanni
5	58	9.28	6.2500	53.7723	89.62	26 Phelan, Rodney
6	56	9.50	5.8947	50.7158	84.53	15 Meiring RO, Wouter
7	56	10.72	5.2239	44.9440	74.91	44 Anderson, Sean
8	38	9.19	4.1349	35.5752	59.29	41 Pretorius, Wynand
9	58	16.16	3.5891	30.8792	51.47	14 de Meillon, Jean-Pierre

PCC OPTIC -- Overall Stage Results
NGPSA HG + PCC L#3 - 28-29 March 2026 hosted by MU
 Printed March 30, 2026 at 12:34



Stage 10 -- Stage 9

	PTS	TIME	HIT FACTOR	STAGE POINTS	STAGE PERCENT	COMPETITOR # Name
1	43	6.98	6.1605	45.0000	100.00	3 Taylor, Neil (RO)
2	45	7.75	5.8065	42.4141	94.25	37 Manser, Riaan
3	45	8.36	5.3828	39.3193	87.38	9 Janse van Rensburg, Johan RO
4	45	8.45	5.3254	38.9005	86.45	28 Wecke PCC, Aeron
5	39	7.67	5.0847	37.1423	82.54	6 du Plessis, Jonathan
6	45	9.46	4.7569	34.7473	77.22	43 Stevenson, Andrea
7	43	9.18	4.6841	34.2157	76.03	12 Stead. (RO), Dion
8	45	10.34	4.3520	31.7901	70.64	2 Venter RO, Dirk
9	45	10.50	4.2857	31.3056	69.57	19 Prinsloo RO, Joggie
10	41	9.58	4.2797	31.2621	69.47	40 Goddard, Neale
11	41	9.58	4.2797	31.2621	69.47	32 Eicker, Albert
12	43	10.10	4.2574	31.0990	69.11	29 Harper, Steve
13	45	10.66	4.2214	30.8358	68.52	23 Brummer, Marie
14	29	7.04	4.1193	30.0902	66.87	16 Dreyer, Andrian
15	43	10.70	4.0187	29.3551	65.23	8 Wilding, Alex
16	43	10.95	3.9269	28.6849	63.74	13 Pietersen, Francko
17	43	10.99	3.9126	28.5805	63.51	25 Spencer, Terry RO
18	39	10.23	3.8123	27.8476	61.88	17 Dreyer, Landri
19	45	11.91	3.7783	27.5994	61.33	7 du Plessis, Lorraine
20	41	10.99	3.7307	27.2512	60.56	5 Rossouw, Chantelle
21	43	11.77	3.6534	26.6865	59.30	31 Viljoen, Eugene
22	41	11.99	3.4195	24.9784	55.51	42 Stevenson, Irving
23	41	12.10	3.3884	24.7513	55.00	1 Boshoff RO, Marelize
24	43	13.37	3.2162	23.4929	52.21	35 Van Zyl, Christo
25	41	12.99	3.1563	23.0555	51.23	30 Viljoen, Anschen
26	39	12.47	3.1275	22.8453	50.77	27 Pietersen, Marna
27	43	14.09	3.0518	22.2924	49.54	21 Harmse, Wikus
28	30	10.04	2.9880	21.8266	48.50	18 Kruger, Chris
29	45	15.77	2.8535	20.8440	46.32	36 van Zyl, Magdaleen
30	41	15.26	2.6868	19.6259	43.61	11 Bowring RM, Colin
31	45	16.87	2.6675	19.4848	43.30	10 Wilding, Mandy
32	43	19.71	2.1816	15.9361	35.41	33 Dreyer, Bertus (PCC)
33	45	23.51	1.9141	13.9817	31.07	34 Hecht, Otto

PCC IRON -- Overall Stage Results
NGPSA HG + PCC L#3 - 28-29 March 2026 hosted by MU
 Printed March 30, 2026 at 12:34



Stage 10 -- Stage 9

	PTS	TIME	HIT FACTOR	STAGE POINTS	STAGE PERCENT	COMPETITOR # Name
1	43	8.59	5.0058	45.0000	100.00	38 van der Bank, Ian
2	41	8.83	4.6433	41.7408	92.76	26 Phelan, Rodney
3	43	10.55	4.0758	36.6398	81.42	39 van Wyk, Fudge
4	43	13.16	3.2675	29.3731	65.27	44 Anderson, Sean
5	43	13.49	3.1875	28.6546	63.68	20 Celliers, JJ
6	45	14.37	3.1315	28.1509	62.56	24 Galetti, Enrico Giovanni
7	43	13.90	3.0935	27.8094	61.80	15 Meiring RO, Wouter
8	26	10.20	2.5490	22.9145	50.92	41 Pretorius, Wynand
9	45	29.85	1.5075	13.5521	30.12	14 de Meillon, Jean-Pierre

NGPSA HG + PCC L#3 - 28-29 March 2026 hosted by MU

Printed March 30, 2026 at 12:34



Disqualified Shooters

<u>No.</u>	<u>Division</u>	<u>Name</u>
4	PCC Optic	Rossouw, Jean-Pierre
22	PCC Optic	Siebrits, Hilfred
2	Disqualifications	